JESUS TEACHES US...

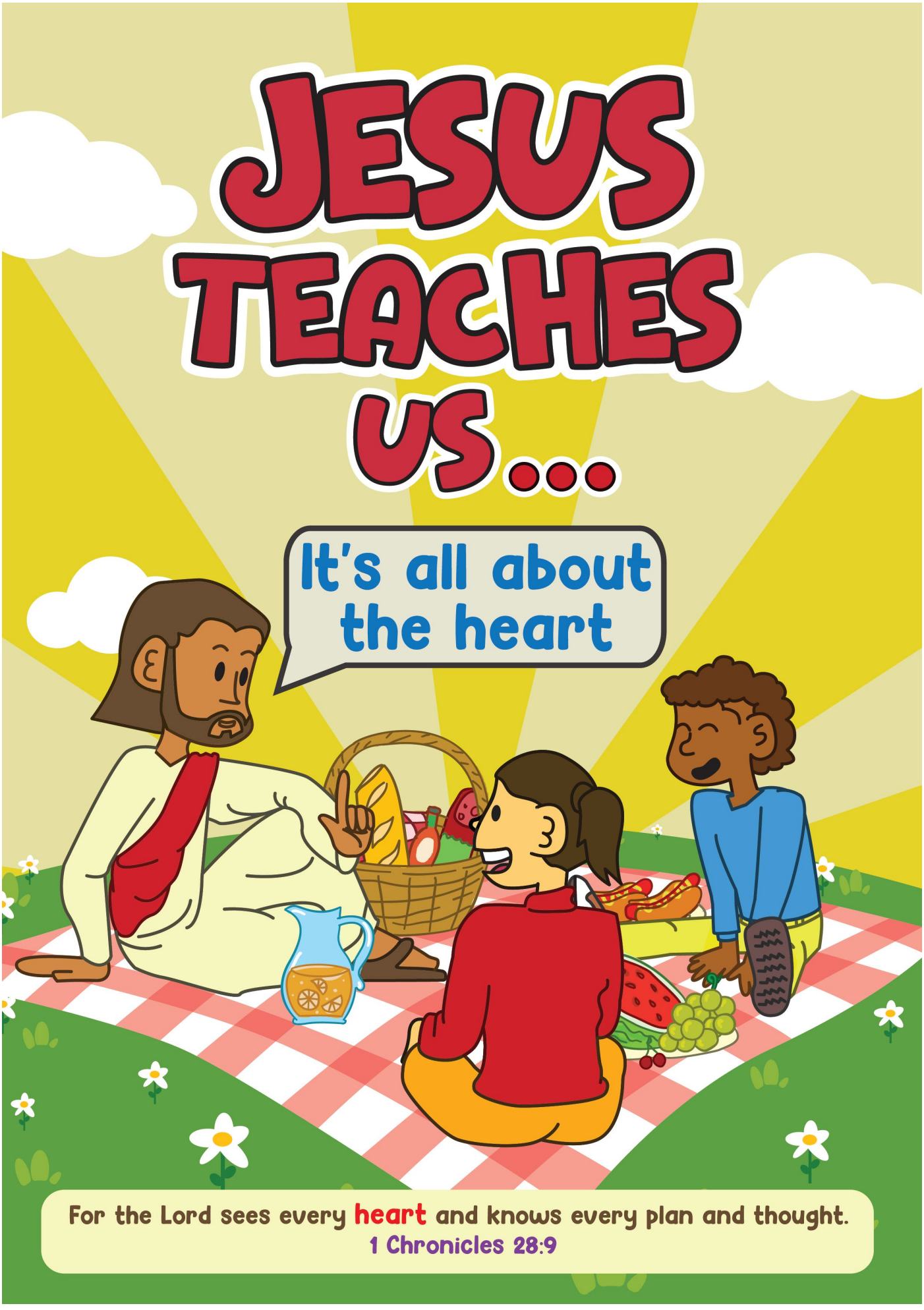

For the Lord sees every **heart** and knows every plan and thought.
1 Chronicles 28:9

Jesus taught us…it's all about the heart

Contents

Lesson 1: God Knows our Hearts 1
Lesson 2: Jesus' Teachings (The Law) 5
Lesson 3: Love Others 10
Lesson 4: Be Generous 16
Lesson 5: Do Good Works 21
Lesson 6: Pray 24
Lesson 7: Worship 28
Lesson 8: Break Bread 33
Lesson 9: Jesus Builds His church 38

Jesus taught us…it's all about the heart
© Cornerstone Church Johannesburg
Revised 2026

This curriculum, including its media pack are licensed under a Creative Commons Attribution-Non Commercial-Share Alike 3.0 Unported License.
This means that this work may be copied and distributed freely as long as the work is credited to Cornerstone Church and that the work is never sold in any way or form. This work cannot be used for commercial purposes.

See the details of this Creative Commons license at
http://creativecommons.org/licenses/by-nc-sa/3.0/

Scripture references are taken from:
Holy Bible, New Living Translation, copyright © 1996, 2004, 2015 by Tyndale House Foundation. All rights reserved.
HOLY BIBLE, NEW INTERNATIONAL VERSION®. NIV®. Copyright © 1973, 1978, 1984 by International Bible Society. Used by permission
of Zondervan. All rights reserved worldwide.
The Holy Bible, English Standard Version® (ESV®) © 2001 by Crossway, a publishing ministry of Good News Publishers. All rights reserved.

All artwork is created in house or found on one of the following free image websites:
https://www.freebibleimages.org/
https://www.freepik.com/ Copyright © 2010-2023 Freepik Company S.L.
All rights reserved

Letter to the leaders

There is no way I could build a rocket ship without needing help and it would be ridiculous for me to go to a dentist to teach me how. I would need to go to someone who has authority on the matter and is able to tell me and even show me how to get it right.

Even harder than building a rocket ship would be living our lives perfectly for God. It would be ridiculous to even try and do this on our own. In this series we want our children to learn from Jesus, not only from what He taught but also through the way He lived. He is our perfect teacher and example.

When huge crowds would gather around Jesus He would take the time and effort to teach them. Jesus knew they, and us, needed His help in knowing how to live.
34 Jesus saw the huge crowd as He stepped from the boat, and He had compassion on them because they were like sheep without a shepherd. So He began teaching them many things. Mark6:34

Our aim is to challenge our children to follow His example and live by the higher standard Jesus calls us to. We may say “love your neighbour” but Jesus teaches us we are to even love our enemies and pray for them. We may say it is good not to steal but Jesus’ teachings take it further and say be generous too.

An important focus of Jesus’ teaching is that it is all about the heart. Praying is not about others or the right words, worship is not about the place or the actions, giving is not about who sees, good works are not for self-gain, breaking bread is not about the meal. Our hearts need to be sincere, doing our best to honour Him in all that we do.

For the Lord sees every heart and knows every plan and thought.
1 Chronicles 28:9

Lesson 1: God Knows our Hearts

Main focus for the lesson:

- We cannot pretend with God, He knows our hearts and sees every plan.
- It is important for us to know God personally and to seek Him with all our hearts.
- It is important for us to willingly worship and serve God with our whole heart.

1) Memory Verse

- 1 Chronicles 28:9

"[9]And Solomon, my son, learn to know the God of your ancestors intimately. Worship and serve Him with your whole heart and a willing mind. ***For the Lord sees every heart and knows every plan and thought.*** *If you seek Him, you will find Him. But if you forsake Him, He will reject you forever."*

Idea to teach the memory verse.

This verse forms part of the lesson. See the section "Bible Story and Lesson". Today's verse teaches us that we need to worship and serve God with our whole heart. That means we do this meaningfully, on purpose and in the best way that we can.

Can you pretend to be worshipping and serving God in this way? No, because God sees our heart. God knows how you feel, what you are thinking about, what you plan to do next and even the reason why we do things. God sees our hearts. *Go through each child in the class asking, "Does God see "NAME" heart?" Each time they will answer "Yes,* ***For the Lord sees every heart and knows every plan and thought."***

2) Hands On

What is needed:

- Image of dog in a leopard disguise



What if I told you this is a leopard? Would you believe me? No, it is a dog.
And if it crept along slowly like a leopard would it then be a leopard? No, it is still a dog. Even if somehow this dog could roar like a leopard would it be one? No, it is still a dog. No matter how much this dog tried it could not convince us that it is a leopard because it is not a leopard.

As a face is reflected in water, so the heart reflects the real person.
Proverbs 27:19

In the same way you can do all the actions of someone who loves Jesus but your heart will truly show if you do. You can pray loudly, go to church, sing beautifully and pretend it is all for Jesus but if you are not doing it to be sincere and in a meaningful way to please God then your heart will show who you really are. God sees your heart.

Pretending to be a Christian does not make us one and does not save us from our sin. Our hearts need to actually believe in Jesus and choose to follow Him.
If you openly declare that Jesus is Lord and believe in your heart that God raised Him from the dead, you will be saved. Romans 10:9

3) Bible Story + Lesson

What you will need:

- **Speech bubbles (King David's advice)**

Hide the speech bubbles around the room. Children will look for the next colour speech bubble which you will discuss.



King David's son, Solomon was going to be the next king. King David wanted him to do well and so let's read the advice he gave him. *Fully read 1 Chronicles 28:9 from your Bible before explaining line by line.*

Get the children to find the yellow speech bubble where you will begin the lesson.
There are many things that we can get from our parents. You might get your mom's looks or your dad's good skills at sport. They can give you a lot of information on how great God is and even testimonies of what He has done. But you cannot be born a Christian. You need to choose to believe in, love and follow Jesus for yourself. And how can you do this unless you know Him. And so the first bit of advice King David gives his son is really important for us too. "And Solomon, my son, learn to know the God of your ancestors intimately."

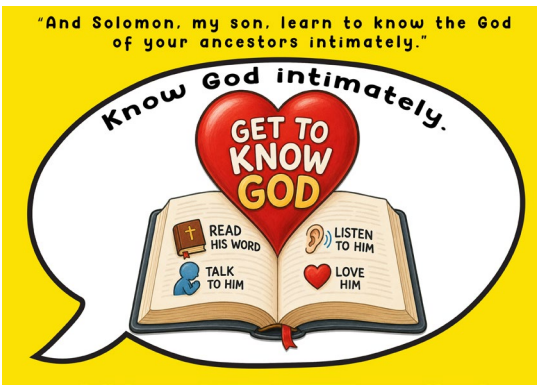

We need to get to know God for ourselves. We can't just know about God because our family knows Him or we've learnt a lot of facts about what He has done. We need to have our own relationship with God the Father, Jesus the Son and the Holy Spirit.



You probably know that it is good to worship and serve God, right. But let's read how King David is telling his son to do these things? *Get the children to find the blue speech bubble and go there next.*

"Worship and serve Him with your whole heart and a willing mind."

We do not worship God because everyone else is or it is that time in church. We do not serve God because someone else forces us to. We do these things because we really want to. We do these things because we want to please God. And how we do them matters. We need to do them with our whole hearts. Our actions need to be real and authentic; we can't pretend to do these things. We do them in a way that shows God that He is really important to us.

Get the children to find the pink speech bubble and go there next.



King David then tells his son why this needs to be with his whole heart.

"For the Lord sees every heart and knows every plan and thought."

God can see what is inside your heart. If you pretended to worship God, God would know. Likewise, if you pretended you were serving God, God would know because He knows everything about us. He knows the plans we make, the things we think about, what we believe, our motives for doing something. He knows everything. We cannot trick God and pretend to love and worship Him. We cannot pretend we trust and have faith in Him. We have to actually love Him. Sincerely worship Him. Be authentic in how we serve Him. Actually trust and have faith in Him. And not just a little either but with our whole lives making sure He is more important than everything else.

Make the green speech bubble a little harder to find as you explain the importance of looking for Jesus.



King David reminds Solomon to seek God and that God will be found but that there are serious consequences if you do not keep close to Him.

"If you seek Him, you will find Him. But if you forsake Him, He will reject you forever."

The exciting thing is that Jesus wants to be found and so the promise is that if you look for Him you will, not might, but **will** find Him.

4) Review Questions

a) What good advice did King David give his son? (Know God personally, willingly worship and serve God with your whole heart and seek God.)
b) Do you believe that Jesus died for your sins and came alive again? Have you chosen to make Him Lord and Saviour of your life?

5) Crafts

Option 1: God sees our hearts (Shine through)



First the children colour in and write what they love about Jesus in the bottom heart. Then they will cut and stick the coloured heart on top. Using a torch or holding it up to the sunlight they will be able to see into the heart.



Option 2: God sees magnifying glass





Lesson 2: Jesus' Teachings (The Law)

Main focus for the lesson:

- Why God gave Israel laws and what the Ten Commandments were.
- Jesus fulfilled the Law and what that means for Christians as we live by His teachings.

1) Memory Verse

- Mark 12:30-31

"30 And you must love the Lord your God with all your heart, all your soul, all your mind, and all your strength.' 31 The second is equally important: 'Love your neighbour as yourself.' No other commandment is greater than these."

Idea to teach the memory verse.

First read the verse from the Bible.

God's Law tells us to love Him with our everything. Our heart, soul, mind and strength. And we are to love our neighbour too, which means love everyone.

Play a game where the children will do a particular action each time you say how they must love God. Start with one or two and gradually add.

You will say	**Action children will do**
Love God with all your heart	Spin around once with your arms wide open
Love God with all your soul	Place your arms across your chest
Love God with all your mind	Put your hands on your head
Love God with all your strength	Do star jumps
Love your neighbour too	Give someone a high five

2) Hands On

When the people of Israel became a nation, God wanted them to live well. God had brought them out of Egypt, a place of slavery, false gods and bad practices. God gave Moses Ten Commandments to keep His people close to Him, to give them safe lives and a way to live peacefully and considerately with each other.

These laws could show them what was wrong with how they had been living, but it couldn't change their hearts. These are those Ten Commandments and an easy way to remember them.

Use the link to see this in action https://www.youtube.com/watch?v=hh1MXViTDbI Learn the Ten Commandments – Cornerstone Kids

1. There is only one God, have no other gods but Him. *Hold up one finger.*



2. Do not worship any idols. *Hold up both pointer fingers on each hand and make one "bow" to the other.*



3. Do not take the Lord's name in vain. *Hold three fingers together and cover your mouth to keep it shut.*



4. Keep the Sabbath. *Hold up four fingers and rest your head on them as if to go to sleep.*



5. Honour your father and mother. *Hold up five fingers on one hand, turn it into a salute.*



6. Do not commit murder. *Hold up five fingers on one hand and the thumb on the other hand. Turn it so that your fore-finger could be pulling the trigger on a gun but then show "no!"*



7. Do not commit adultery. *Hold up five fingers on one hand and two on the other. There are two people in a marriage, not five.*



8. Do not steal. *Hold up both hands showing four and four, wiggle the thumbs. In some countries your thumbs get chopped off if you steal.*



9. Do not lie. *Hold up one hand with four fingers and the other with five. And say "four is not five"*



10. Do not covet (Do not want what is not yours). *Hold up all ten fingers and make grabbing actions with your hands.*



3) Bible Story + Lesson

When Jesus was on earth He often warned about the teachings of the scribes and Pharisees, so people wondered if Jesus was going to throw out the Old Testament teachings of the Law that God had given to Moses.

But Jesus said, "Don't misunderstand why I have come. I did not come to abolish the law of Moses or the writings of the prophets. No, I came to accomplish their purpose." Matthew 5:17

Jesus was making it clear that the Law had an important purpose. It showed people who God is, what is right and wrong, how God wanted His people to live, and that they could never perfectly obey God on their own. The Law also pointed to the fact that people needed a Saviour. The Law was never meant to be the ultimate standard we needed to meet. That was always Jesus.

Jesus came to perfectly live out and obey this binding set of laws because no one else could keep them perfectly. When Jesus died in our place and rose again, He freed us from having to live under the Ten Commandments as a binding set of laws, and from the punishment that came from breaking them.

Instead, we who love Jesus now live by all of Jesus' teachings, a much higher and better way of living. We no longer obey God simply because we have to, but because we love God the Father, Jesus, and the Holy Spirit.

Let's look what Jesus taught in Matthew chapters 5-7. *Go through each of the puzzles pieces and show that the Laws God gave were good laws. Then add on the other piece to show the higher standard of living Jesus has shown us through His teachings and life.*



Jesus took the Law "Do not murder" even further and taught us not only to avoid murder but to not even be angry with someone or call them bad names.

Jesus took the Law of being faithful to the promises to your husband or wife further when He taught to not even think about breaking those promises.

Regarding the Law about our revenge being limited to the injury, an eye for an eye, Jesus says turn the other cheek.

The Law said do not steal and do not want what others have but Jesus' teachings take it further and say be generous too.

The Law said love your neighbour but Jesus tells us we are to love even our enemies and pray for them.

So what does this look like in our lives? We may demand justice and that sounds like a good thing. We say, "He hit me so I will hit him back." or "She said something nasty so I will say something nasty in return".

Or we insist that everything needs to be even and fair.
We say, "If my brother or sister gets a sweet then I must also get a sweet." Or if there is rubbish on the ground and the teacher asks you to pick it up you might say, "But that's not fair, I didn't throw that rubbish on the ground."

Jesus says we need to be better than simple revenge or retaliation. We need to be kind and gracious to others, not only to our friends but even to our enemies. Jesus showed this in His own life, when He, who had never sinned, died a sinner's death taking on the world's punishment so we could be forgiven and be with God forever.

The Law was never the standard set for us to meet. Jesus is. This is how He lived and this is how we need to live too: Obeying God, not just about following rules on the outside, but obeying Him from our hearts.

Remember the Laws show us what is wrong but only Jesus can change our hearts so that we become more like Him (2 Corinthians 3:18).

4) Review Questions

a) What were the Ten Commandments? (Use the hands on idea to help them answer.)
b) Was the Law given to Moses good? (Yes, The Law had an important purpose. It showed people who God is, what is right and wrong, how He wanted them to live, and that they needed a Saviour because they could never perfectly obey God on their own.)
c) Who sets us free to do even better things? *(Jesus)*

5) Crafts

Option 1: Jesus teaches us… (Spinner Wheel)

Use a split pin to join both circles to remind the children how Jesus taught us to live like Him.

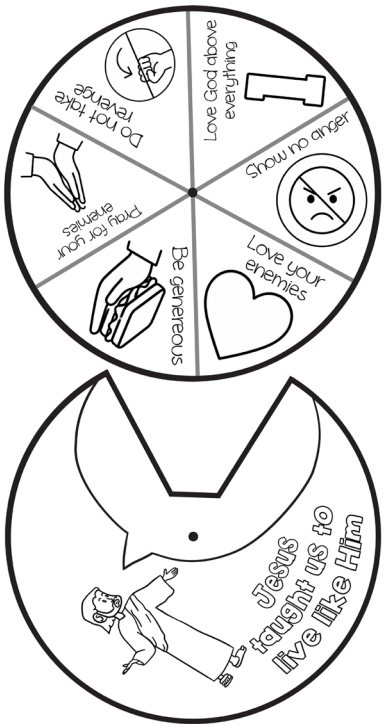



Option 2: Jesus' great standards (Activity Page)



Lesson 3: Love Others

Main focus for the lesson:

- We are to love others in the same way Jesus loved us.
- We need to love everyone, including our enemies, without expecting something in return.
- Love requires us to do something even if it comes at a cost.

1) Memory Verse

- John 13:34

Jesus said, "So now I am giving you a new commandment: Love each other. Just as I have loved you, you should love each other."

Idea to teach the memory verse.

Read the verse from the Bible.

It has always been a commandment to love God and to love others but now Jesus gives us a standard to follow, to love others like He has loved us. And since Jesus loved perfectly in all situations it is a very high standard to follow. If we look at Jesus' life, we can see that love is not only a feeling of care and compassion for someone but also requires us to act and do something.

For a bit of fun every time you say the word "love" in the verse, have the children move around and find someone new to complete a heart shape with their hands as in the picture. End with everyone joining with the person next to them to show that we are to love everyone in this way.



2) Hands on

What you will need:

- Printed picture explaining how Jesus loved
- Paint
- Paint brush

To love others is not only something Jesus wants us to do but also a command from God. By looking at the way Jesus lived we can see that there are many ways to love others.

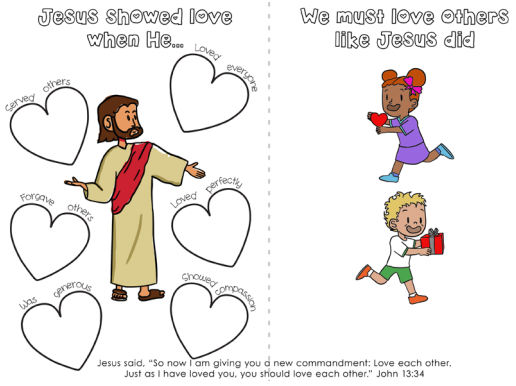

Briefly go through each of the words on the left-hand side of the page. Each time read a verse from the Bible and ask the children, "Did Jesus show love through… (e.g. serving others)?" When they answer yes, paint that heart and fold.

- **Love everyone**

Did Jesus love everyone?

For God so loved the world, that He gave His only Son, that whoever believes in Him should not perish but have eternal life. John 3:16

Yes, Jesus did not only give His life for some people, for people He liked or people who earned His love. He gave His life for the **whole world.** Jesus showed love to people others rejected, like tax collectors or people with leprosy. Jesus showed love to everyone even when they did not deserve it. *(Paint the heart and fold)*

- **Serve others**

Did Jesus serve others?

Just as the Son of Man did not come to be served, but to serve, and to give His life as a ransom for many. Matthew 20:28

Yes, Jesus showed love by serving others. We would expect Jesus, the Son of God and King over everything, to come to be served but Jesus came to serve us by giving His life for our sins. *(Paint the heart and fold)*

- **Be generous**

Did Jesus show love by being generous?

42 They all ate as much as they wanted, 43 and afterward, the disciples picked up twelve baskets of leftover bread and fish. Mark 6:42-43

Yes, Jesus showed love by being generous. When He fed the 5000 people they had as much as they wanted and there was left over. Jesus was generous with His time, allowing people to interrupt Him even when He was busy or was trying to rest. *(Paint the heart and fold)*

- **Show compassion**

Did Jesus show love by being compassionate?

Jesus saw the huge crowd as He stepped from the boat, and He had compassion on them and healed their sick. Matthew 14:14

Yes, Jesus cared deeply for others and for what they were going through. Jesus cared when others felt sad, He cared for the sick and He cared by teaching others the truth. *(Paint the heart and fold)*

- **Forgive others**

Did Jesus forgive others?

Jesus said, "Father, forgive them, for they don't know what they are doing." Luke 23:34

Yes, Jesus showed love through forgiving others. Jesus forgave everyone, even His enemies like the soldiers who nailed Him to the cross. Jesus forgave us, even though we have done nothing to deserve His forgiveness. *(Paint the heart and fold)* We can see that Jesus loved others perfectly.

Listen to this verse and tell me what Jesus wants us to do.
Jesus said, "So now I am giving you a new commandment: Love each other. Just as I have loved you, you should love each other." John 13:34

Conclude that we are to love others in the same way. Show how all the hearts are copied onto the right-hand side of the page. Let the children name the ways again as you write them into the newly copied heart.

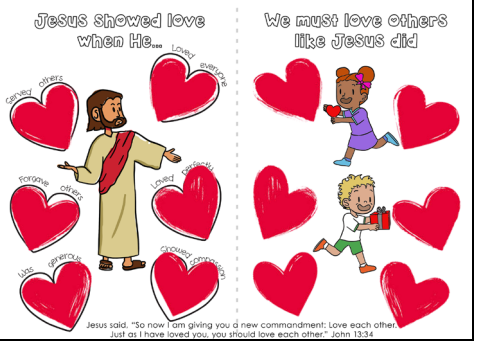

3) Bible Story + Lesson

What you will need:

- Scenes from the story with the mystery person missing
- Picture of a Priest, a Levite and a Samaritan
- Samaritan pictures to complete the scenes



I have a case and I need your help to solve it. Can you help me find the missing person in the story? *Show the scenes but don't add the cut-out character yet.*

Scene 1: Man lying hurt
This is our victim. He was robbed, beaten up very badly and then left out on the street to die. Someone saw the man and had compassion. They cared that the man was hurt and wanted to do something to help.





Scene 2: Helping the man
They didn't stand there feeling sorry for the man. They did something to help. First they showed the hurt man love as they cleaned and bandaged his wounds.



Scene 3: Taking the man to safety
Then they put the hurt man on their own donkey and took him to a hotel, where they took care of him.



Scene 4: Paying the manager
The next day they gave the hotel manager some money telling him, 'Take care of this man. If his bill runs higher than this, I'll pay you the next time I'm here.'

Help me decide which of these three people are the mystery helper that showed love to this victim?



Was it this priest? He knew God's greatest commandment was to love God and to love others. He would have taught this to many people.



Was it this Levite? He worked in the temple. He knew God's commandment was to love God and to love others.



Was it this Samaritan man? He knew God's greatest commandment was to love God and to love others but people despised Samaritans as they didn't follow all of God's laws. They were enemies to Jewish people in Jesus' time and would have been considered the least likely to show love and compassion to others.

(Let the children decide who was the one who showed love.) This story is actually a parable (story with a lesson) that Jesus told. Let's read the Bible to see if you were right.

We would expect it to have been the priest. Let's see if it was.
By chance a priest came along. But when he saw the man lying there, he crossed to the other side of the road and passed him by. Luke 10:31

We would expect it to have been the Levite (temple assistant). Let's see if it was.
A Temple assistant walked over and looked at him lying there, but he also passed by on the other side. Luke 10:32

Could it be the Samaritan man which everyone despised? Let's read and see.
33 "Then a despised Samaritan came along, and when he saw the man, he felt compassion for him. 34 Going over to him, the Samaritan soothed his wounds with olive oil and wine and bandaged them. Then he put the man on his own donkey and took him to an inn, where he took care of him. 35 The next day he handed the innkeeper two silver coins, telling him, 'Take care of this man. If his bill runs higher than this, I'll pay you the next time I'm here.'" Luke 10:33-35

Add the missing cut-outs of the Samaritan to each of the scenes.









Yes, it was the Samaritan who had compassion and **cared** that the person had been hurt. He immediately **did something** to help them. He did everything he

could to show love and help the man who was in need, even if it **cost him** his time and money.

Jesus' parable teaches us some important lessons about what it really means to love others. The priest, the Levite and the Samaritan all knew that God commands us to love. They all knew that loving others was important to God, but only one let this change his heart and the way he lived.

The Samaritan showed what it really means to be a good neighbour and what showing mercy and loving others should look like. *Go through each of the scenes again.*

Loving others means we have **compassion and care** what they are going through.
Loving others is shown in our actions. We show love by **doing something** even when no one else will and we do it without expecting anything in return.
Loving others can be at a **cost to us**, giving them our time or sharing what we have to help them. We make them more important than ourselves.

When Jesus tells us to love our neighbour He is meaning everyone. Not only those who you like, or who are similar to you. Not only those who have done something for you and not to get something in return. But love them because He first loved you.

4) Review Questions:

a) Who are we to love? *(Everyone, even our enemies.)*
b) How did the Samaritan in the story show love? *(He had cared and had compassion and he did something about it no matter the cost.)*
c) Whose example are we to follow? *(Jesus)*

5) Craft

Option 1: Love like Jesus (Folding painting)

Children will put blobs of paint in the hearts to show how Jesus loved. They will then fold along the dotted line so the paint copies onto the other side to show how they must love others like Jesus did.





Option 2: Good Samaritan activity page

Children trace over the dotted lines to complete the pictures and write how we can show love to others.



Lesson 4: Be Generous

Main focus for the lesson:

- Generosity comes from the heart and should not be reluctant or forced.
- Everything we have belongs to God.
- God loves a cheerful giver.

1) Memory Verse

- 2 Corinthians 9:7

"You must each decide in your heart how much to give. And don't give reluctantly or in response to pressure. For God loves a person who gives cheerfully."

Idea to teach the memory verse.

What you will need:

- A gift bag
- Poster of full verse
- 3 cards with phrases from the verse

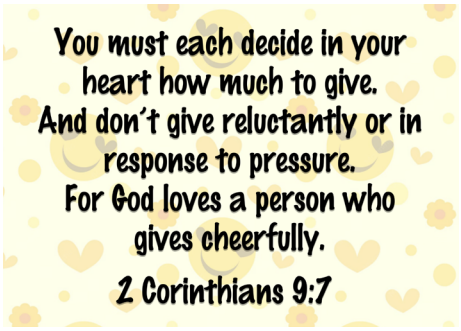



1) Place the phrases in the gift bag.
2) Children form a circle and pass the gift bag around while the music plays.
3) When the music stops, the child with the bag will take a card out and read the phrase out loud. E.g. "You must each decide in your heart…" and the rest of the children will complete the sentence "how much to give."
4) Continue playing until all the phrases have been repeated a few times and the children know the verse.

2) Hands On

Puppet Show: A generous heart

Leader	Hi boys and girls! My friend (Puppet) is here with me today… wait… he/she was just here one minute ago, where did they go?
Puppet	*(Hiding behind something but so that the children can still see them)* SHHHHHHhhhhhhhhhhhh. Quiet or they'll hear you.
Leader	Who will hear me? Who are you hiding from?
Puppet	They are coming to steal my toys! Shhhhh!!! You better hide your toys too!
Leader	Who is coming to steal your toys? My toys? You aren't making any sense! You need to come out and explain what's going on.
Puppet	*(Reluctantly comes out)* Yesterday they announced they were doing a TOY COLLECTION… *(Acts afraid)*

Leader	Oh (Puppet) Do you know what a toy collection is?
Puppet	Yes of course I do! It's when they come around collecting all of our toys and they must be on their way to us next!
Leader	No, no, you've got it all wrong. A toy collection is when they ask people to give a toy so they can give it to someone who doesn't have any toys! It's your choice if you want to give one or not! No one is going to steal anything from you.
Puppet	So my toys are safe?
Leader	Yes but (Puppet) before you decide, can I read something from the Bible about giving? It might change your heart.
Puppet	Yes sure, I love hearing what Jesus teaches us!
Leader	So in 2 Corinthians 9:7 it says: You must each decide in your heart how much to give. And don't give…
Puppet	*(Interrupts)* There! The Bible says "don't give!"
Leader	Puppet, let me finish reading… And don't give **reluctantly** or in response to **pressure**. For God loves a person who gives **cheerfully.**
Puppet	What does re-LUCK-tantly mean? I don't feel very lucky giving my stuff away.
Leader	Oh (Puppet), The word reluctant means you don't really want to. But the Bible is saying we should **want** to give and it pleases God when we do this cheerfully. God also says that it's your choice so don't feel pressured. You know what helps me? I think about the people I am giving to.
Puppet	Ohhhh, I think I get it now… it's not about me it's about them!
Leader	Ah, I think your heart is changing.
Puppet	I know there are lots of children who would love to have toys like mine. *(Mumbling to himself he starts to leave)* There's that car with the … oh and the … *(Pops back up)* I am so excited to give!! OO I am going to need a big box. Bye *(Mumbling again).* And they will love the one with the…
Leader	Did you see how (Puppet) changed from thinking he had to give to wanting to give. That is how God wants our hearts to change. He wants us to give cheerfully. Let's learn today's memory verse.

3) Bible Story + Lesson

What you will need:

- Full picture of the riches collected

Cut the picture in four and build it again to show the generous amount offered by everyone.



Jesus teaches us to be generous. Being generous means giving something to someone else instead of keeping everything for yourself. Jesus wants us to give gladly and He praised the poor widow who gave from the little she had (Mark 12:41–44). Jesus wants us to give without expecting reward or recognition for doing so (Matthew 6:1-4). Generosity comes from a heart that wants to give.

You must each decide in your heart how much to give. And don't give reluctantly or in response to pressure. For God loves a person who gives cheerfully. 2 Corinthians 9:7



King David's story in 1 Chronicles 28 and 29 can help us learn more about having generous hearts.
King David really wanted to build a temple to honour God but God told him that it should not be built by him but rather his son, Solomon. So King David gave his son God's detailed plans and instructions on how to build the Temple just right.
Then King David summoned together all the important officials from across Israel and told them how he had already gathered large amounts of gold, silver, bronze, iron, wood and precious stones for the Temple. *(Picture 1).* And that because he loved God and was devoted to Him, he had also given gold and silver from his own treasure.



David said, "I am donating more than 112 tons of gold from Ophir and 262 tons of refined silver." 1 Chronicles 29:4

To help you understand just how much this is, the 112 000 kg of gold he gave would have weighed the same as 17 adult elephants or 68 cars or 3000 people the same weight as you. *(Add on picture 2)* And that was just the gold. He gave more than double that in refined silver! *(Add on picture 3)*

Then King David asked them "Now then, who will follow my example and give offerings to the Lord today?" 1 Chronicles 29:5



The leaders and people gave willingly and generously, contributing huge amounts of gold, silver, bronze, iron and precious stones. *(Add on picture 4)*
The people rejoiced over the offerings, for they had given freely and wholeheartedly to the LORD, and King David was filled with joy. 1 Chronicles 29:9

I can only imagine what it must have been like to stand there in front of this huge generous offering. How easy it would have been for King David to say, "look how good we are!" Let's read how King David praised God instead. *For older children let them read the full prayer directly from their Bibles (1 Chronicles 29:10-20).*

13 "O our God, we thank You and praise Your glorious name! 14 But who am I, and who are my people, that we could give anything to You? Everything we have has come from You, and we give You only what You first gave us! 1 Chronicles 29:13-14

16 "O Lord our God, even this material we have gathered to build a Temple to honour Your holy name comes from You! It all belongs to You! 17 I know, my God, that You examine our hearts and rejoice when You find integrity there. You know I have done all this with good motives, and I have watched Your people offer their gifts willingly and joyously. 1 Chronicles 29:16-17

King David recognised that everything they had came from God. It is the same with us - our money, our spiritual gifts, our talents, our time are all from God. God examines our hearts not to see how much we give but rather to see our motives of why we are giving. A generous heart remembers that everything we have comes from God so we can give back to Him willingly and joyfully. God wants us to be generous to people who are in need and also to be generous to the church so that they can help others know and love Jesus.

4) Review Questions

a) Does God want us to be generous? *(Yes, He wants us to do it with a cheerful heart.)*
b) Does the amount you give matter? *(No, it is about the heart. Jesus was pleased when the poor widow gave even just a little.)*
c) How will you use what God has given you, your time, money or things, to give generously to others? *(Let the children give their personal answer.)*

5) Crafts

Option 1: Cheerful giver (Changing face)



First stick the top half of the grumpy face to the main picture. Then stick the bottom half of the cheerful face to the main picture. Then glue the unstuck flaps together. Use the link to see this in action https://pin.it/2P0COatX0







Option 2: Cheerful Giver (Wordsearch)

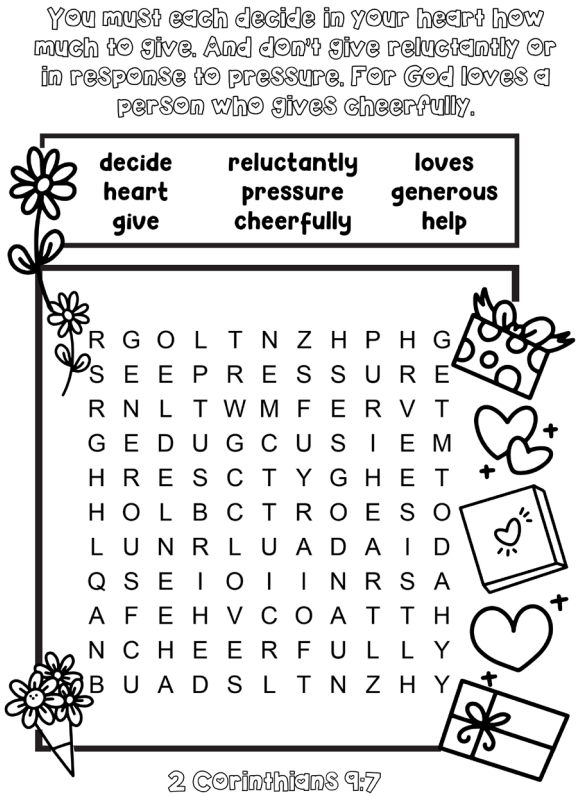

Lesson 5: Do Good Works

Main focus for the lesson:

- Our good works should be done for Jesus and not for selfish reasons.
- Our good works can help others give glory to God.
- God has planned special good works for each of us.

1) Memory Verse

- Matthew 5:16 (ESV)

"…let your light shine before others, so that they may see your good works and give glory to your Father who is in Heaven." (ESV)

Read the verse from the Bible and let the children repeat it a few times after you. Then play a game that when you switch on the light they say the verse and pause when you turn it off and continue when you turn it on again.
You can either use the light in the room or the torch on your phone.

2) Hands On

What you will need:

- Write the "Good Works" on slips of paper. Here are some examples:
  - Helping someone carry something heavy
  - Sharing your food with someone
  - Helping someone who has fallen down
  - Helping someone with their homework
  - Giving someone your seat
  - Visiting someone who is sick
  - Comforting someone who is sad
  - Giving someone your umbrella when it is raining
  - Including someone who is playing alone
  - Praying for someone

Children take turns to draw a "Good Works" slip of paper and act it out for everyone to try and guess the good work they are doing.

These are all good works. Good works are doing things to build a good, strong, peaceful community by always putting others first. They can be small things as we have seen acted out to really big, time-consuming things that require hard work.

3) Bible Story + Lesson

What you will need:

- Absalom outfit
- Two hearts with a message behind that you will reveal later. One says "Good works for me!" and the other says "Good works for Jesus!"

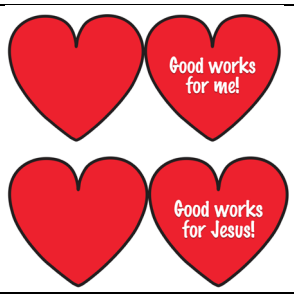

Dress your volunteer as Absalom and pin the heart "Good works for me!" on him. As you tell the story, prompt your volunteer to act and repeat after you, giving them time to act out the story as you go.

This is King David's son, Absalom. Say hello! *(Absalom says hello)* He was a really good looking man, with great hair. Give us a hair flick Absalom.

Every day, Absalom would stand by the city gate.
He would greet everyone who came into the city. Give a wave Absalom. *(Absalom waves).*

He would shake their hands. *(Prompt Absalom to shake a few hands)*
And he would give them a nice big welcome kiss. *(Wait for Absalom's awkward pause)* Okay, you can just do a fist bump instead! *(Absalom fist bumps someone.)*

Every day he would listen to people's problems. *(Absalom listens.)* He would act really concerned. He would say to them "Things would be so much better if I was in charge!" *(Prompt Absalom to repeat)*

Absalom did this for four years! Doesn't Absalom sound like such a nice man? Do you think he is doing good works? *(Let the children answer.)*
Let's take a look at what it says inside his heart. (*Turn the heart over to reveal "Good works for me!")*

Ah man Absalom and you were so good looking. *(Remove the dress up items from the volunteer from Absalom and let him join the group)*
Everything Absalom did was for himself, even the kind, good things. He was doing them to become popular so people would make him king.

But when we belong to the Lord Jesus, then we want to please Him. Everything good that we do now is not for ourselves but to bring glory and focus on God.

"…let your light shine before others, so that they may see your good works and give glory to your Father who is in Heaven." (ESV)
It is so exciting to read in Ephesians 2:10 that God has prepared specific good works for each of us to do. And every one of these good works we do is for Jesus. (*Turn the heart over to reveal "Good works for Jesus!")*

After you pose each of the scenarios turn the heart over and let the children repeat "We do Good works for Jesus"

But what if the good works are hard to do? We do good works for Jesus.
And if we are tired or busy? We do good works for Jesus.
And is it okay if we like what we are doing? Yes, we do good works for Jesus.
Can we do good works where no one can see? Yes, we do good works for Jesus.

And is it okay if we do good works with a friend? Yes, we do good works for Jesus.
It doesn't matter how we feel or what the good work is we always… do good works for Jesus!

4) Review Questions

a) Can you think of good works you can do this week? *(Allow the children to think of their own examples)*
b) What was wrong with the good works that Absalom did? *(He did them so that he would become popular, become king, for himself)*
c) Do good works have to be huge acts that take a lot of time and money? *(When we do them for Jesus, it doesn't matter how big or small our good works are)*

5) Crafts

Option 1: Good works Heart (Holding Heart)
Cut out along the solid lines. Fold along the dotted line. Slide and stick the base together so that it can stand on its own. Fold and stick the ends of the arms to the child so they are holding the heart in front of them.







Option 2: Good works opening hand
Cut out the hands. Fold the fingers down starting with the pinkies and folding the thumbs last. Set it to float on some water and watch how the hands unfold. Use the link to see this in action. https://pin.it/384m1WA03







Lesson 6: Pray

Main focus for the lesson:

- Jesus wants us to speak to Him
- It is important not to let anything get in the way of us having a heartfelt conversation with God when we pray.
- Jesus taught us how to pray.

1) Memory Verse

- Philippians 4:6

"Don't worry about anything; instead, pray about everything. Tell God what you need, and thank Him for all He has done."

Divide the children into two groups and have them stand on each side of the room, facing each other. One side says: ***Don't worry about anything;*** and the other side replies: ***instead, pray about everything.*** Then the first side says: ***Tell God what you need,*** and the other side replies: ***and thank Him for all He has done.***

Have the groups say the verse a few times like this and then swap over and start again.

2) Hands On

What you will need:

- Heart with words: "Prayer is an honest conversation with God"
- 6 Cups with the words: WORRY; FANCY WORDS; IMPRESSING OTHERS; BEING BUSY; DISTRACTIONS; BEING TIRED.
- Soft ball to knock over the cups



Our prayers are an honest conversation between us and God and we shouldn't let anything get in the way.
Let the children take turns to throw the ball and try to knock over the cups.

3) Bible Story + Lesson

What you will need:

- Memory match cards (Print two sets of the cards)



I am going to read some Bible verses to you and I want you to answer the question "Does Jesus want us to pray?"
Read the following from your Bible.

- Never stop praying. 1 Thessalonians 5:17
- Don't worry about anything; instead, pray about everything. Philippians 4:6–7
- Keep on asking, and you will receive what you ask for. Matthew 7:7–8
- One day Jesus told His disciples a story to show that they should always pray and never give up. Luke 18:1

Praying is important. We know this because Jesus often went off on His own to pray to God, sometimes all through the night. Jesus also told His disciples to pray. Jesus even spent time teaching us how to pray. Many times Jesus would start with "When you pray…" do this or don't do that. Praying was something Jesus expects us to do. When Jesus taught us how to pray He did not say "Repeat these words and all will be fine" but rather "Pray like this". Jesus was helping us see that praying is not just saying words but rather a heartfelt conversation with God.

Let's look at some of the things Jesus taught us about praying.
Use the memory match cards to teach the lesson. Lay one set of cards face down on the floor. Stick up one card from the other set. Let the children take turns to find the matching one on the floor. When a match is found, briefly discuss what it means. Stick up the next card and continue until all the matches have been made and discussed.

Pray to God, not to impress people

When you pray, don't be like the hypocrites who love to pray publicly on street corners and in the synagogues where everyone can see them. I tell you the truth, that is all the reward they will ever get. Matthew 6:5

This verse is not saying we shouldn't pray out loud or in public, rather that our motive for praying is to speak to God and not to look good in front of others.



Pray to God on your own

But when you pray, go away by yourself, shut the door behind you, and pray to your Father in private. Then your Father, who sees everything, will reward you. Matthew 6:6

It is good to pray with others but it is also important to pray to God on your own. God even rewards us for doing so. Time alone with God is a great time for us to hear from God too.



Don't just say meaningless words

7 When you pray, don't babble on and on as the Gentiles do. They think their prayers are answered merely by repeating their words again and again. 8 Don't be like them, for your Father knows exactly what you need even before you ask Him! Matthew 6:7-8



Our prayers do not need to be long fancy sentences that we repeat over and over again. They will not somehow get God's attention or make Him answer. God wants us to have honest conversations. He knows our heart anyways.

Remember who you are praying to

9 Pray like this: Our Father in Heaven,... Matthew 6:9

Prayer is not to the air. It is not to the people around you. It is to our mighty and loving God, who calls you His child.



Pray to honour and worship God

9 Pray like this: Our Father in Heaven, may Your name be kept holy. Matthew 6:9

Honour and worship God through your prayers. Thanking Him for who He is and what He has done.



Pray for God's Kingdom and will

Pray like this: … 10 May Your Kingdom come soon. May Your will be done on earth, as it is in Heaven. Matthew 6:10

Make God's Kingdom and what He wants more important than what you want. Let your prayers show this.



Trust God daily in prayer

Pray like this: … 11 Give us today the food we need, Matthew 6:11

Trust God and bring your needs to Him daily.



Pray for forgiveness

Pray like this: … 12 and forgive us our sins, as we have forgiven those who sin against us. Matthew 6:12

Tell God what you have done wrong and ask Him for forgiveness. Ask Him for help to forgive others. Thank Jesus for saving us from our sin.



Ask God to help you not to sin

Pray like this: … 13 And don't let us yield to temptation, but rescue us from the evil one. Matthew 6:13

Ask God to help you not sin and to protect you from evil.



Keep on praying and asking God

7 Keep on asking, and you will receive what you ask for. Keep on seeking, and you will find. Keep on knocking, and the door will be opened to you. 8 For everyone who asks, receives. Everyone who seeks, finds. And to everyone who knocks, the door will be opened. Matthew 7:7-8

Jesus taught that God is faithful to those who keep on asking and trusting God to answer their prayers.



4) Review Questions

a) Should you pray? *(Yes, Jesus showed and taught us that praying daily is important.)*

b) What did Jesus warn about praying? *(Don't do it to impress others or to look good. Don't say meaningless words. Don't pretend you are doing it for God.)*

c) How many of the cards can you remember? *(Show the cards as they name them and give hints until they name them all.)*

5) Crafts

Option 1: Pray with all your heart (Semi Circle swivel)

For younger children this craft could be used to teach the lesson.

Use a split pin to attach the praying person so that they can swivel to each of the things Jesus taught us about praying.





Option 2: Pray with all your heart (Memory Match Cards)

Children make their own set of memory match cards as in the lesson.



Lesson 7: Worship

Main focus for the lesson:

- God deserves to be worshipped.
- Our worship should be done with hearts that want to honour and please Him.
- Every part of our lives should worship God.

1) Memory Verse

- Romans 12:1

"…offer your bodies as a living sacrifice, holy and pleasing to God — this is your true and proper worship." (NIV)

Idea to teach the memory verse.

What you will need:

- A hopscotch grid drawn with chalk on the floor as shown in the picture. Have the verse close by to refer to.



We often think of worship as only singing songs at church but we can worship God in so many different ways. Our verse today shows that we should worship the Lord with our whole lives.

Children take turns saying the verse as they move through the hopscotch grid.

2) Hands on

What you will need:

- Small cardboard boxes with a slit cut in the top. The slit should be large enough to smell through but too small to see inside.
- A variety of items for them to smell, some pleasing and others not. E.g. A cut orange, cinnamon stick, flowers, mint, unlit scented candle, vinegar, cut onion, coffee powder, marmite etc.)



On arrival let the children smell each box and decide which is a pleasing aroma and which is not.

God gave Israel laws on how to bring offerings and sacrifices to Him. Some were to deal with their sin and pointed to Jesus, who is the perfect sacrifice for our

sins. Other laws gave instructions on how to make offerings or sacrifices to worship, honour and thank God for who He is and what He has done.

Many times they would burn these on an altar and God would describe them as being a "pleasing aroma to the Lord" (Leviticus 1:9; 2:2; 3:5; 4:31).

Then the priest will burn the entire sacrifice on the altar as a burnt offering. It is a special gift, a pleasing aroma to the Lord. Leviticus 1:9

It was not about the smell of these offerings or sacrifices but rather it described how pleased God was when they obeyed these laws to show their love, honour and respect for Him.

We no longer bring our best animals or best grain to worship God. Instead, we worship Him with our whole lives.

Offer your bodies as a living sacrifice, holy and pleasing to God — this is your true and proper worship. Romans 12:1

3) Bible Story + Lesson

What you will need:

- Laminated poster with the phrases from the picture written on it in whiteboard marker so that you can erase the false statements.



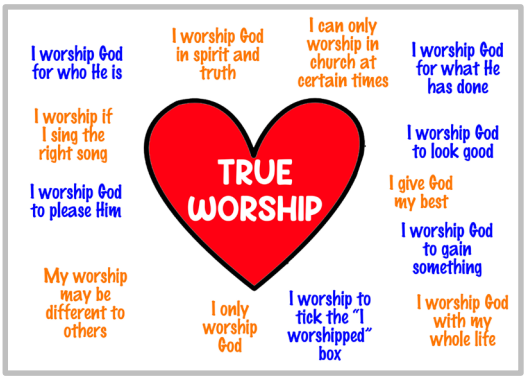

Refer to the heart. Have all the phrases written on the heart. As you discuss each, rub out the things that are not true worship, leaving only those that are.
When I say the word 'worship', what do you think of? *(Let the children answer)*

<u>Why do we worship God?</u>
(Rub out the crossed out phrases as you briefly mention each.) We do not worship God to get something from Him, to impress other people, or simply to tick a box and feel better about ourselves. We worship God because He is worthy of our worship and so we express the love, honour and awe we have for Him.

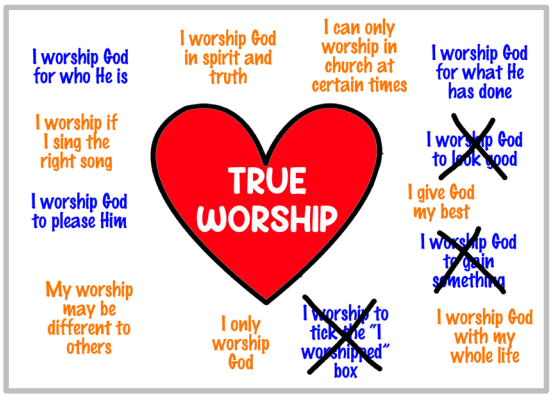

We worship God because of who He is and what He has done
There is no one like God! He is great, all-powerful, all-knowing, loving, full of grace, forgiving, generous and so much more. His love for us never stops, even when we sin. He gave His Son, Jesus, to take the punishment for our sin. *(Let the children add their own reasons God is worthy to be worshipped.)*

The more we get to know God, the more we will want to worship Him. We can get to know Him by reading the Bible, spending time talking to Him in prayer, and learning about Him from other Christians. When we understand who God is and what He has done for us, worship becomes a natural response of our hearts.

We worship God to please Him
In Genesis 4 we read about two brothers, Cain and Abel. Both of them brought offerings to God. Cain gave some of his crops while Abel gave the best portions of the firstborn lambs of his flock. God accepted Abel's gift but rejected Cain's offering. The Bible does not clearly state why God rejected Cain's offering. It could be that he had not followed God's instructions, or because he did not give his best. Hebrews 11:4 does say that God accepted Abel's gift because of his faith in God.
Abel's heart trusted and believed in God and so he gave God a gift to please Him. Cain just gave the gift. Another thought is that Cain's offering pointed to works, whereas Abel's offering was a sacrifice which pointed to Jesus.
We worship God to please Him and it becomes pleasing to Him when we do it from our heart.

<u>How do we worship God?</u>
(Rub out the crossed out phrases as you briefly mention each.)
Worship is not about the right song or the place where we worship. It is not limited to a certain time on Sunday at church. Let's read and see how Jesus taught us to worship.

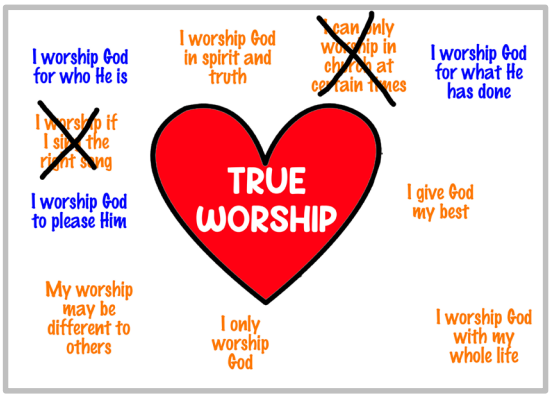

We worship God in spirit and truth
When the Samaritan woman asked Jesus about worship this is how He answered. Jesus said "But the time is coming—indeed it's here now—when **true worshipers** will worship the Father in **spirit and in truth**. The Father is looking for those who will worship Him that way." John 4:23

Jesus was explaining to her that when we know the truth about who God is and what He has done then we will worship Him with our hearts, minds, body, soul and with all of our strength. God is looking for people who worship Him this way. These people become true worshippers.

We worship God with our whole lives
The Bible also says: "…offer your bodies as a living sacrifice, holy and pleasing to God — this is your **true and proper worship**." Romans 12:1(NIV)
The true and proper way to worship God is with our whole lives. We give our thoughts, our bodies, our actions, our words, the way we live and everything else to God. Everything we do is for Him because we love Him.

So whether you eat or drink, or whatever you do, do it all for the glory of God. 1 Corinthians 10:31

The way we treat people, the way we speak, and the way we work, play, and love others can all be acts of worship when we do them with hearts that want to honour God. Our whole lives give God our best and make sure to worship Him and only Him.

Jesus is our perfect example of worshipping God through His obedience to God and living for others. Live a life filled with love, following the example of Christ. He loved us and offered Himself as a sacrifice for us, a pleasing aroma to God. Ephesians 5:2

We can worship God anywhere
In the Old Testament, before Jesus came, people did not have the same access to God that we have today. Sin had broken people's relationship with God, so God gave His people specific ways to approach Him and worship Him. But Jesus changed everything. When He died for our sins and rose again, He made a way for us to come directly into God's presence. Now we can worship God no matter where we are. It is good to worship God together as a church community and it is also good to worship God when no one is around, just you telling Him what He means to you.

Our worship may look different to others
Because it is not the action but rather our heart that makes it worship, my worship may look different to yours. The Psalms name many different ways we can worship God such as with trumpets, harps, dancing, cymbals, kneeling, bowing, shouting and so many other ways. If my actions are done with a heart that wants to bring honour and glory to God, even playing sport or helping at home can be worship to God.

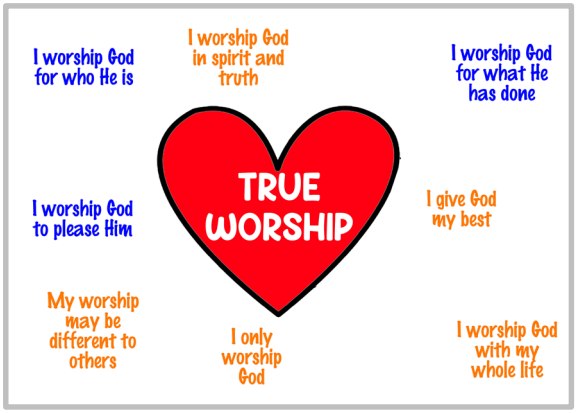

This is what true worship looks like. *Read over them again. Cover the page and see how many they can remember.*

4) Review Questions:

a) Why do we worship God? *(He is worthy of worship and it pleases Him when we worship Him.)*
b) What does it mean to worship God in spirit and truth? *(We know the truth about who God is and what He has done, then we will worship Him with our hearts, minds, body, soul and with all of our strength.)*
c) How can our lives worship God? *(We give our thoughts, our bodies, our actions, our words, the way we live and everything else to God. Everything we do is for Him because we love Him.)*
d) How do you worship God with your life? (*Let the children answer.)*

5) Craft

Option 1: Free worship
Remind the children that there are many different ways to worship God and that it is all about a sincere heart that wants to show God how much we love Him.

Put out some stationery supplies and some large sheets of paper. Allow the children the opportunity to work alone or together as a group to either write a song, poem, letter or make a picture as worship to God.

Option 2: Never ending worship (Scrolling)
Cut along the dotted lines. Slide the music notes and join at the back so they can continually turn. You could spray it with some perfume to remind the children that their worship is a pleasing aroma to the Lord.





Lesson 8: Break Bread

Main focus for the lesson:

- Breaking bread and drinking juice is a way given by Jesus to remember what He has done for us.
- It is important to examine our hearts as we think of what His sacrifice means for us.

1) Memory Verse

- Romans 5:8

"But God showed His great love for us by sending Christ to die for us while we were still sinners."

What you will need:

- Printed words of verse
- Pegs (optional)



Have the children stand or sit in a line. Place all the word cards in a pile at the front of the line.

One at a time, the children pass the word cards down the line. As each child receives a card, they say that part of the verse out loud before passing it to the next person.

The cards should be passed in the correct order so that by the time they reach the end of the line the whole verse has been said correctly.

Once all of the cards have reached the end the children can start again, this time beginning from the back of the line.

For added fun, children can use pegs to pick up and pass on the words.

2) Hands on

What you will need:

- Tray with a collection of cleaning items (E.g. sponges, bars of soap, wash cloths, scrubbing brushes, dusters, ear buds, shampoo, Handy Andy, tooth brushes etc.)

Have the tray set out for the children to see during arrival and tell them to try and remember all of the items on the tray.

Let's see what you remember about the items on the tray?
Ask questions to see what they remember. Examples: What was the biggest item on the tray? What items on the tray were blue? What on the tray was made of plastic? What items were light? What items would sink if they were dropped in water? What items are slippery when they get wet?

We have many ways to help us remember something important. Maybe you write on your hand to remember what the teacher said, or your mom puts her keys on her phone to remember where they are. You may set a reminder on your calendar app to remind you when it's someone's birthday. Some people might put their medication next to their toothbrush to remember to take it when they brush their teeth. Some people may put the empty milk bottle in their car to remember to buy milk on the way home.

Now ask what all of the items on the tray have in common? They are all for cleaning!

Our hearts were full of sin and needed to be washed clean. There is only one person who can do this and that is Jesus. He did this by dying on the cross for our sins and coming alive again. Jesus wants us to remember what He did for us on the cross and so He gave us a way to help us do so. We call it breaking bread and we are going to learn more about it in our lesson today.

3) Bible Story + Lesson

PLEASE NOTE: Please **<u>do not</u>** break bread with the children but rather encourage them to do this with their families.

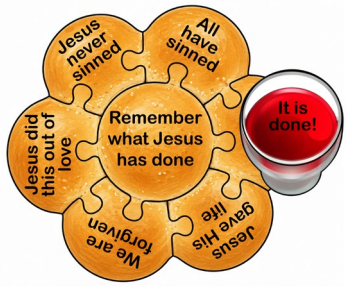

What you will need:

- Bread and wine Puzzle

Use the puzzle as you teach the lesson. Start with the complete puzzle, pull off each puzzle piece as you discuss what we have to remember then place it somewhere in the room. At the end of the lesson ask the children how many they can remember and find each piece again to rebuild the puzzle.

On the night before Jesus died He shared a meal with His disciples where He

gave us an incredible way to remember what He has done for us. We call this "breaking bread".

19 He took some bread and gave thanks to God for it. Then He broke it in pieces and gave it to the disciples, saying, "This is My body, which is given for you. **Do this in remembrance of Me.**"
20 After supper He took another cup of wine and said, "This cup is the new covenant between God and His people—an agreement confirmed with My blood, which is poured out as a sacrifice for you. Luke 22:19-20

Jesus told us to do this to remember Him. It is not about special bread or special wine. Sometimes it can be pausing in the meal you are having with friends or family, other times it is something we do as believers together, in church. Often churches use crackers and juice to make it easy for everyone to do together. The purpose is to remember Jesus and all that He has done for us.

It is good for us to pause and examine our hearts. We don't want to simply eat the bread and drink the juice without remembering Jesus and what He has done for us and letting this change our hearts. Here are some important things for us to remember and some questions for us to reflect on.

1. Remember **you** have sinned *(Pull off the "All have sinned" puzzle piece).*



Point to someone who has sinned. Ah, you should all be pointing at yourselves. The Bible says that **all** people have sinned. Before we can appreciate the greatness of what Jesus did we need to understand the seriousness of what He saved us from. Sin isn't simply making mistakes or failing to be good enough. It is rebelling against God and the fair punishment for sin is death and separation from God.

For the wages of sin is death, but the free gift of God is eternal life through Christ Jesus our Lord. Romans 6:23
For everyone has sinned; we all fall short of God's glorious standard. Romans 3:23

Examine your heart: Do I realise what a big deal sin is?

2. Remember Jesus **never** sinned *(Pull off the "Jesus never sinned" puzzle piece).*



Jesus wasn't simply a good person, He was perfect. He was completely without sin. Jesus faced the same temptations as we do but did not sin even once. Even at His trial everyone agreed He was innocent.

Jesus, this High Priest of ours, understands our weaknesses, for He faced all of the same testings we do, yet He did not sin. Hebrews 4:15

Examine your heart: Am I in awe of just how perfect Jesus is?

3. Remember Jesus did this out of love *(Pull off the "Jesus did this out of love" puzzle piece).*

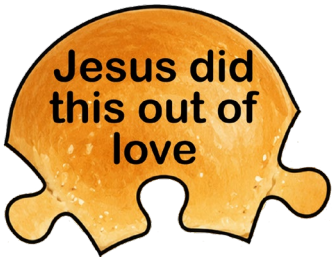

Jesus gave His life for us while we were sinners. We did nothing to earn His sacrifice. This incredible act of love is an undeserved gift.
But God showed His great love for us by sending Christ to die for us while we were still sinners. Romans 5:8

Examine your heart: Am I truly grateful for what Jesus did for me? Do I show it in the way I live and love Him?

4. Remember we are forgiven *(Pull off the "We are forgiven" puzzle piece)*



We are forgiven from the moment we believe Jesus died for our sins and choose to love and follow Him. His forgiveness means we no longer have to face the punishment we deserved for our sins but now we can have life with God forever.
He is the one all the prophets testified about, saying that everyone who believes in Him will have their sins forgiven through His name. Acts 10:43

When someone does something wrong we expect and often demand them to do something in return. When we forgive them we are saying they no longer owe us anything, we let go of what they did wrong. The Bible tells us to remember how we are forgiven and therefore we too should forgive others.
Make allowance for each other's faults, and forgive anyone who offends you. Remember, the Lord forgave you, so you must forgive others. Colossians 3:13

Examine your heart: Am I trying to live without sinning? Am I showing forgiveness to others?

5. Remember Jesus gave His life, it was not taken *(Pull off the "Jesus gave His life" puzzle piece).*



It is important for us to remember Jesus' death was **not** an accident but rather a perfect plan of God's to restore our relationship with Him. No one took Jesus' life, He gave it. Jesus' death and resurrection shows His power and authority over everything.
No one can take My life from Me. I sacrifice it voluntarily. For I have the authority to lay it down when I want to and also to take it up again. For this is what My Father has commanded." John 10:18

Examine your heart: Do I realise how powerful Jesus is?

6. Remember it is done *(Pull off the "It is done!" puzzle piece).*



When Jesus took the wine He said, "This cup is the new covenant between God and His people—an agreement confirmed with My blood, which is poured out as a sacrifice for you." Jesus wants us to remember that He was the perfect sacrifice for our sins and so He never has to die again. What Jesus set out to do is complete and finished. Through Jesus our sin no longer separates us from God.

Examine your heart: Do I remember what Jesus did for me as I break bread and drink the juice?

Let the children remember and find all of the pieces again to rebuild the puzzle.

4) Review Questions:

a) See the "examine your heart" questions in the lesson.

5) Craft

Option 1: Bread and wine puzzle

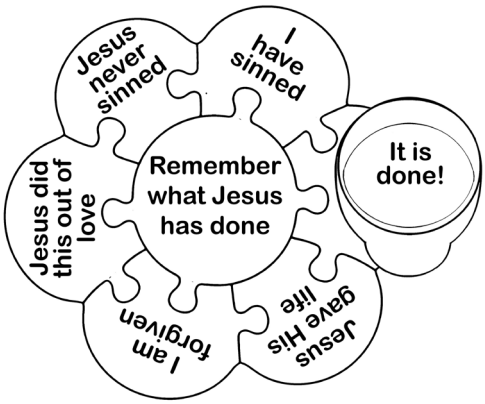

Children make their own puzzle to teach their family at home as they break bread together.

Option 2: Break bread folding craft

Children decorate and fold the craft so that it looks like the bread is being broken open.



Lesson 9: Jesus Builds His church

Main focus for the lesson:

- Jesus is the head of the church and He builds His church.
- All believers have a part to play as the body of the church.
- The early church is a good example for us to follow.

1) Memory Verse

- 1 Corinthians 12:27

"All of you together are Christ's body, and each of you is a part of it."

Idea to teach the memory verse.

What you will need:

1. Large sheet of paper (Draw a church outline and the verse on it)
2. Pens

On arrival have each child trace around their hand and write their name in it.



The Bible explains that Jesus is the head of the church and all the believers make up the body (Colossians 1:18). *Draw a stick man on the side of the poster and label it.*

All of us make up the church and each one of us plays an important part - all for Jesus (Romans 12:4-15). *Refer to all of the handprints.*

Read out a few names from the poster. Those children will put their hand over their handprint while everyone says the verse together.

E.g. Sam, Andy, Ben and Sue … "All of you together are Christ's body, and each of you is a part of it."

Once all of the children have had a turn point to all of the children and remind them that all of them together are the church.

2) Hands on

What you will need:

- Kids Praise and Worship Song - The Body Song | Fun and Uplifting Christian Song! by Kids Health Creative
- Item too big to pick up with one hand *(E.g. A large box or plank)*

Part One:

Play a few rounds of musical statues. Then keep taking away one body part that they can dance with. E.g. Only one leg, close one eye, put your hand behind your back etc.

We know that every part of our body is important.

- Do we really need eyes? Yes, without them we will struggle to know where we are going.
- Do we really need our tongue? Yes, we need our tongue to form sound when we talk and to help us chew our food.
- Imagine our body was only a nose, how would it move? How would it be able to eat? What would the point be of being able to smell?

Every part of our body is important, even our pinkie toe helps us balance.
In the same way every single one of us has an important part to play as the church. All of you together are Christ's body, and each of you is a part of it. 1 Corinthians 12:27

Part Two:
Have one child demonstrate trying to pick up the large item with only one hand but not being able to. E.g. A giant box or long plank.
Then ask another child to join them and be their "other hand". Together they are able to now pick up the box.

This is what church is meant to be like. Jesus is the head of the church. He gives each of us a special part to play. He joins us together as one body and helps us work together in unity. As each person does their part, we help one another grow, and the whole church becomes healthy, strong, and full of love. Together we are able to help others know, love and follow Jesus too.

He (Jesus) makes the whole body fit together perfectly. As each part does its own special work, it helps the other parts grow, so that the whole body is healthy and growing and full of love. Ephesians 4:16

3) Bible Story + Lesson

What you will need:

- Tangram puzzle pieces which you will rearrange to form a cross

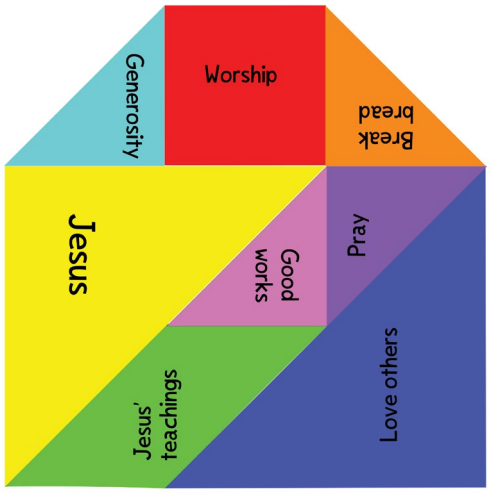

Begin with the tangram pieces built like a church building.

We often use the word "church" to mean the building where we go to learn about Jesus. But in the Bible, the word "church" means the gathering of people who have put their faith in Jesus. The church is not a building. You are the church.

Move the piece labelled "Jesus" into position as shown in the template.

In Matthew 16:18 Jesus said, "...I will build My church." And without Jesus there is no church. *Refer to the gap*

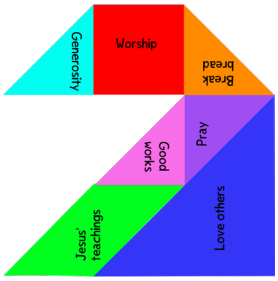

Jesus is the One who grows His church. He helps people know who He is, put their faith in Him, and become part of His church.

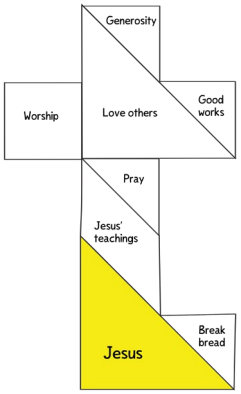

In Acts 2 we see Jesus doing exactly what He promised. Peter preached about who Jesus is, what He had done and told the people to believe in Jesus and follow Him. About 3000 people believed that day and were added to the church.

Let's read what this early church looked like. *Read from your Bible stressing the words in bold.*

42 All the believers devoted themselves to the apostles' **teaching**, and to **fellowship**, and to **sharing** in meals (including the **Lord's Supper**), and to **prayer**. 43 A deep sense of awe came over them all, and the apostles performed many **miraculous signs and wonders**. 44 And all the believers **met together** in one place and **shared everything** they had. 45 They sold their property and possessions and **shared** the money with those in need. 46 They **worshiped** together at the Temple each day, **met** in homes for the **Lord's Supper**, and **shared** their meals with great joy and **generosity** 47 all the while **praising** God and enjoying the goodwill of all the people. **And each day the Lord added to their fellowship those who were being saved**. Acts 2:42–47

The church does everything Jesus teaches us to do and Jesus continually builds His church.

Let's look at what the early church devoted themselves to and so should we.

Move the piece labelled "Jesus' teachings" into position.
As the church we need to be devoted to what Jesus taught and applying it to our lives. Can you remember something Jesus taught? Can you teach what you have learnt? Yes! You are the church! *(Let the children give examples of what they can teach and who they could teach it to.)*

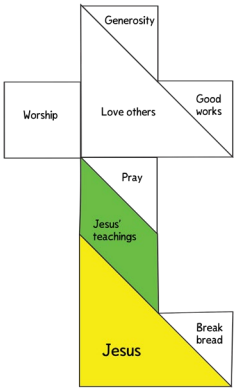

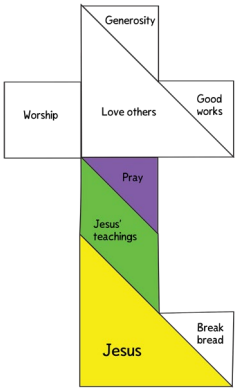

Move the piece labelled "Pray" into position.
Jesus taught us so much about prayer but most importantly He showed us what a life devoted to prayer looked like. As the church we need to make praying a priority, whether it be quietly by ourselves or when we meet together.

Can you pray? Yes! You are the church! Pray for friends, family, school, those who are sick and those who don't know Jesus.

Move the piece labelled "Love others" into position.

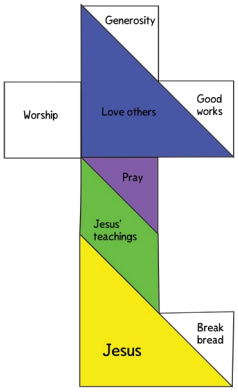

Jesus taught and showed us that loving God and others is the most important commandment. He would often spend time with His disciples and other believers. It is important for us as the church to meet together and enjoy each other's company as we build each other up.

Can you love others? Yes! You are the church! It is good for us to help, encourage and show love to others. Remember to spend time with other believers and enjoy their company too.

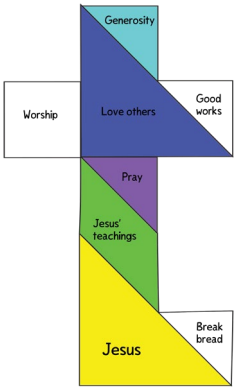

Move the piece labelled "Generosity" into position.
The early believers showed how much they loved and valued the church by **sharing** their property, possessions and **everything** they had. They shared these things with great joy and generosity.

Can you be generous? Yes! You are the church! Be joyfully generous with your belongings, with your time and love.

Move the piece labelled "Good Works" into position.
God has special good works planned for each of us and we should do them to help others and to give God glory.

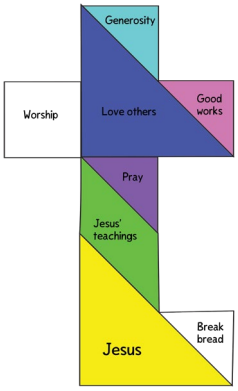

Can you do good works? Yes! You are the church! God has given each one of us different talents and gifts that we need to use to serve others so they will give glory to God.

Move the piece labelled "Worship" into position.
God deserves to be worshipped with hearts that want to honour and please Him with our whole lives.

Can you worship? Yes! You are the church! You can worship Jesus not only on a Sunday but all the time, with your words, your thoughts, your songs and the things we do.

Move the piece labelled "Break bread" into position.
Breaking bread and drinking juice is a way given by Jesus to remember how He died for our sins and came alive again. Because of Jesus we are forgiven and can have eternal life with God. It is important for us to think about what His sacrifice means to us.

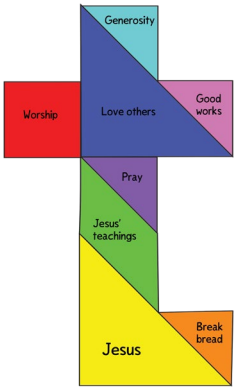

Can you break bread to remember what Jesus did? Yes! You are the church! Ask your family to break bread with you and give thanks to Jesus for dying for your sins.

Refer to the completed shape of the cross.
The church exists for Jesus. He is the one who builds the church. He is the head of the church. Everything we do as the church is done with hearts that love Him and want to make Him known to everyone else.

We are the church and being the church requires us to do something. Can you remember what we can do? *Go through each of the tangrams again building them back into the church building.*

4) Review Questions:

a) What is the church? *(The church is the gathering of believers. We are the church.)*
b) What did the early church do that you think we should also be doing as the church? *(Go through the bold words shown in Acts 2:42-47.)*
c) What part can you play in the church? *(Let the children answer.)*

5) Craft

Option 1: We are the church (Flaps)





Children cut out the doors and stick them as flaps which open to reveal "We are the church".

Option 2: Tangram church to cross

Children use their tangram shapes to rebuild the church and cross from the lesson

