



TEACHER BOOKLET

# Introducing the Bible

## Contents:

A guide to reading the Bible.....	3
The Old Testament.....	9
God made everything .....	13
The first sin.....	17
God set His people free .....	21
God gave His people laws .....	25
God gave His people a way to be with Him .....	29
The need for a Saviour.....	33
The New Testament .....	37
The Gospels.....	41
Acts.....	45
The Holy Spirit is sent .....	45
God builds His church .....	51
The Letters.....	57
Hearing and doing the Word .....	61
The power of the tongue.....	65
Revelation .....	69

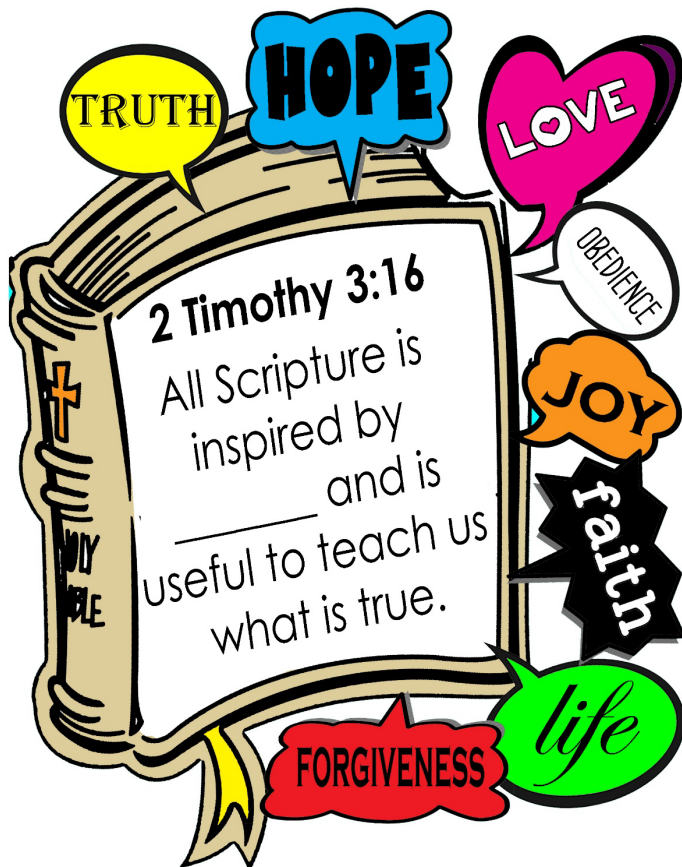
# A guide to reading the Bible



The Bible is God's perfect true story. Every page tells us how **GREAT** God is, it shows us the **EVERLASTING** love of Jesus and the **POWER** of the Holy Spirit. When you read the Bible you will see God's perfect plan and how He has chosen you to be part of it. Let's get started.

## Who wrote the Bible?

God used many people to write parts of the Bible over hundreds of years.



Draw a picture next to each.

- Some wrote what they saw

Eyes

- Some were prophets (People who wrote what God said)

Speech bubble

- Some were kings

Crown

- And others were people like you and me!

People

But **EVERY WORD** was \_\_\_\_\_ idea!  
(Complete the sentence)



## Teaching Media & Methods

- **Picture:** “2 Timothy 3vs16.jpg”

Show the verse for students to refer to as they complete 2 Timothy 3:16.

The Bible is God's perfect true story to teach us about Himself, Jesus and the Holy Spirit as well as the plans He has for us. The Bible is inspired by God.



- **On the board:** Draw eyes, a speech bubble, a crown and a stick man as you explain about the people God inspired to write the Bible. Rub the pictures out and see how many the students can remember and more importantly who inspired the Bible.

## General Points to make students aware of:

- The Bible was written by eyewitnesses and people who heard directly from God so we can definitely trust that what it says is true. 2 Timothy 3:16 tells us that EVERY WORD is inspired by God.
- The Bible is sometimes also referred to as *the Word; the Scriptures; God's word; the Gospel; the Good News...*
- The Bible was originally written in three different languages namely Greek, Aramaic and Hebrew. It has since been translated into English. That is why there are different translations like NLT; NIV; NKJV; ESV and many other languages too.
- Be ready to answer this question: Is the Koran/ the Torah/ the Vedas the same as the Bible? The simple answer is “No”. While some sections may be similar, the main theme of the Bible is Jesus, God's son, sent to save us from our sin because of His love for us. This is not the main theme of these other books.
- Although the Bible is 66 books made into one book, it is one continuous story from the beginning of time right through to the end of time. It is God's perfect, true story. Each story and character in the Bible fits together in a perfect way that shows us that God is always there, always in control and always loving mankind even when they weren't behaving very well. The Bible tells us what God wants us to know about Himself and His plans for us. **The lessons that were being learnt by the people in Bible times are still relevant to us today!**

## Action for students to take

- Students look up 2 Timothy 3:16 and fill in “**God**” to complete the verse.
- Students draw eyes, a speech bubble, a crown and people.
- Students complete the sentence to say: “But every word was **God's** idea”.




There are two rules we should follow when reading the Bible. Can you work out what they are?

Put a tick next to the ones you think are true and a cross next to the ones you think are false:



Only old people can read & understand the Bible.		Be careful when reading any verse on its own.	
Do not add anything or take anything away from the words in the Bible.		Only holy people are allowed to own and read a Bible.	
Keep your Bible on the top shelf		You can only read the Bible at church.	



If even one word was different the whole sentence could mean something completely different. What should the verse say?

Whoever \_\_\_\_\_ the Son has eternal life. (John 3:36)

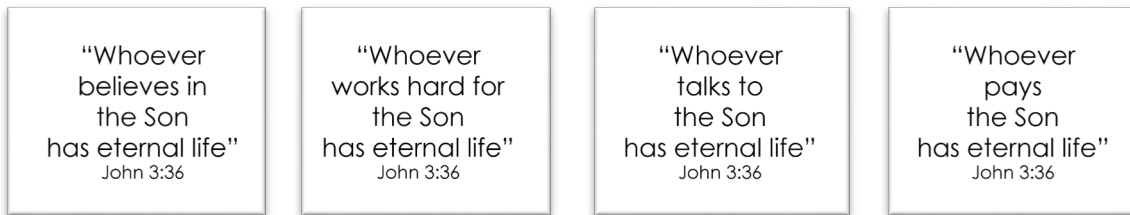
<b>talks to</b>	<b>believes in</b>	<b>works hard for</b>	<b>pays</b>
-----------------	--------------------	-----------------------	-------------

Reading a verse, or just parts of a verse on its own and not the whole chapter can give us a very confusing idea of what God is trying to tell us. Psalm 14:1 tells us that there is no God, or does it?

\_\_\_\_\_ "THERE IS NO GOD"  
(Read Psalm 14:1 to fill in what God really said)


## Teaching Media & Methods

- **Video Clip:** Show the students the clip “*Read the WHOLE Bible (Introducing the Bible) – Guided Workbooks*” to help them understand why we need to follow some basic rules when reading the Bible. It can be found at [https://youtu.be/qMT2qWbmkZg?si=yjnS4\\_DdNgIfpaMc](https://youtu.be/qMT2qWbmkZg?si=yjnS4_DdNgIfpaMc)
- **Pictures:** “*John 3vs36 Changing words.pdf*”



Demonstrate that changing only a few words can change the meaning of a verse. By changing the words “**believes in**” to “**works hard for**”; “**talks to**” and “**pays**” makes a HUGE difference.

- **Pictures:** “*Psalm 14vs1 in and out of context.pdf*”



Ask the students if they think it is true that the Bible says, “There is no God”? Explain that if we read Psalm 14:1 from halfway and left out what it said before and after, we would be learning a lie. It would be completely different from what God is actually saying. “Only fools say in their hearts, ‘There is no God.’ They are corrupt, and their actions are evil; not one of them does good!” Psalm 14:1

## General Points to make students aware of:

- Help students realise that anyone can and everyone should read the Bible.
- The two rules are:
  - Never add or take away from the Bible.
  - Read the Bible in the context it was meant to be said.
- We cannot change what the Bible says as then it is not the true message God has told us.
- The Bible needs to be read in context. That means we need to know things like what happened before and after, where it was said, who said it and who it was being said to. Reading it in context helps us know exactly what God is saying to us and makes the Bible easier to understand.

## Action for students to take:

- Tick the two rules that apply to reading the Bible. (“**Do not add or take anything away**” and “**Be careful when reading verses on their own.**”) Put a cross next to the rest as they are false.
- Choose the correct words “**Believes in**” from the word box provided. John 3:36
- Complete verse Psalm 14:1 to make it read correctly. (“**Only fools say in their heart**”)

To make it easier to read, the Bible has been divided into books, chapters and verses. To find a specific verse or story in the Bible this is how it is written.

book      verse  
/      /  
**John 3:16**  
/      /  
chapter

The book is: \_\_\_\_\_

The chapter is: \_\_\_\_\_

The verse is: \_\_\_\_\_



**1**

Find the book in the contents page and turn to that page number

**2**

Find the chapter by looking at the BIG numbers

**3**

Find the verse by looking at the small numbers

Open your Bible and give it a try.

1. John 3:16

"For this is how God \_\_\_\_\_ the world: He gave His one and only \_\_\_\_\_, so that everyone who \_\_\_\_\_ in Him will not perish but have eternal life.

2. Philippians 4:13

"For I can do \_\_\_\_\_ through \_\_\_\_\_ who gives me \_\_\_\_\_!"

3. Proverbs 3:5

"Trust in the \_\_\_\_\_ with all your \_\_\_\_\_, do not depend on your own \_\_\_\_\_."

4. Hebrews 13:8

"Jesus Christ is the same \_\_\_\_\_, today, and \_\_\_\_\_."

5. Psalm 118:1

"Give \_\_\_\_\_ to the LORD, for He is \_\_\_\_\_! His faithful love endures \_\_\_\_\_."

6. 1 John 4:19

"We \_\_\_\_\_ each other because He \_\_\_\_\_ us first."



## Teaching Media & Methods

- Students familiarise themselves with the Bible and practice looking up verses.
- Explain: When you get invited somewhere you need the address. A Bible verse is just like a little address that tells you exactly where to find it! It takes a bit of practice but it's easy when you know how.

## General Points to make students aware of:

- The Bible is a book that we can start reading from anywhere we like.
- In the front of the Bible is the contents page which has all the books listed there. Usually, it is divided into the Old Testament and the New Testament. Find the book you are looking for and see what page it starts on. The page numbers could be different from one Bible to another because of the size of the font, pictures in them or even different translations.
- Each book is broken down into chapters. The chapter is shown using a large number.
- Each chapter is made up of verses. The small numbers show us where the next verse starts. The verse can sometimes start in the middle of a sentence because of the translation from the original language it was written in.

## Action for students to take:

- Students fill in The book is: "**John**"; The chapter is: "**3**"; The verse is: "**16**".
- Students follow each step to look up the verses and fill in the missing words.

1. John 3:16

"For this is how God **loved** the world: He gave His one and only **Son** so that everyone who **believes** in Him will not perish but have eternal life."

2. Philippians 4:13

"For I can do **everything** through **Christ** who gives me **strength**."

3. Proverbs 3:5

"Trust in the **Lord** with all your **heart** do not depend on your own **understanding**."

4. Hebrews 13:8

"Jesus Christ is the same **yesterday**, today, and **forever**."

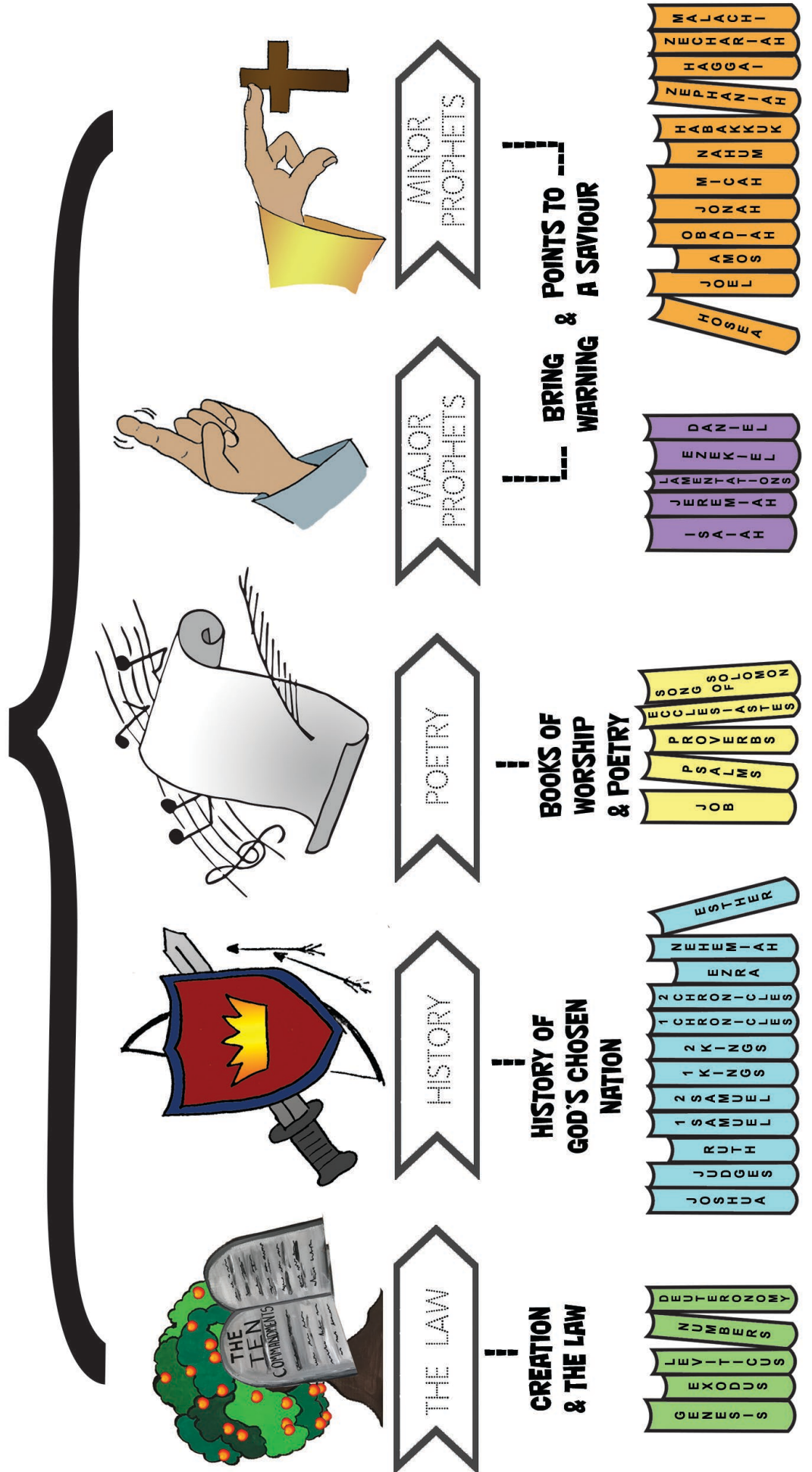
5. Psalm 118:1

"Give **thanks** to the LORD, for He is **good!** His faithful love endures **forever**."

6. 1 John 4:19

"We **love** each other because He **loved** us first."

# The Old Testament



## Teaching Media & Methods

- **Video Clip:** Play the clip “God’s story – *The Bible*” to give the students an overview of what the Bible is about before focussing on what is included in the Old Testament. The clip can be found at <https://youtu.be/dv8dHsxjLd8?si=BEDuNgjpRuxwRXI8>
- **Picture:** “*Overview of the Old Testament.jpg*”

## General Points to make students aware of:

- The Old Testament starts with the amazing creation of the beautiful world and people made in God’s image but soon people rebel and the world is full of sin. It shows us that God’s chosen people need a saviour. The Old Testament is filled with promises that a Messiah, the one who saves, will come.
- The Old Testament can be grouped as follows:
  - THE LAW  
The first book, Genesis, starts with God, Jesus and the Holy Spirit creating the world. Right from the start people disobey God but He comes to their rescue by making a promise to send a Saviour. God gives His people, the Israelites, laws they must follow so that they can be forgiven of their sins. This promise to be forgiven is known as the First Covenant.
  - HISTORY  
In these books, you will find all the history of God’s chosen nation, Israel. Repeatedly through all twelve books, you see the pattern of people continuously disobeying God and how He keeps on helping them and pleading with them to stop sinning.
  - POETRY  
These five books are poems and songs of worship to God. They describe how people felt about God and how important He was to them. They also tell us of God’s promises to save His people and give us advice about life.
  - MAJOR PROPHETS  
These men brought a strong warning from God to tell His chosen nation to stop sinning and follow Him. Their message from God also pointed to the Saviour, who God would send. They are called “major prophets” because the books are longer.
  - MINOR PROPHETS  
Again God sent messages of warning through the minor prophets and messages of exactly what the Saviour would be like. They name all the criteria that Jesus needed to, and did, meet. They are called “minor prophets” because the books are shorter.

## Action for students to take:

- Students trace over “The Law”; “History”; “Poetry”, “Major Prophets” and “Minor Prophets”.



# MAKE A MATCH



Use the overview of the Old Testament to match the picture



**PROVERBS**

**LEVITICUS**

Which **POETRY BOOK** is missing?



**MAJOR PROPHETS**

**GENESIS**

**Ruth**

Which **LAW BOOK** is missing?



## Teaching Media & Methods

- **Picture:** "Overview of the Old Testament.jpg"

Let the students refer to the overview to complete the "Make a match" worksheet.

### General Points to make students aware of:

- Using a Bible show the children where the Old Testament starts and finishes as well as how to use the contents page.
- An overview of the Old Testament helps us know where to start looking if someone asks us a question or if we want to know more about something. E.g. If I wanted to read songs written by David, I would start looking in the ...poetry section.
- The word Testament means promise. The Old Testament tells of the first promise (covenant) God makes with His people. It involves forgiveness through following rules and making sacrifices. The New Testament is God entering into a new covenant with us, which is based on grace and forgiveness through Jesus.
- The Bible is separated into the Old Testament and the New Testament, but there are many links between the two so both are equally important. The Old Testament tells us so much about God's character and confirms that Jesus is the promised Messiah.

### Action for students to take:

- Students use the Bible and the diagram showing the overview of the Old Testament to match the pictures. *(This can be completed individually, as a small group or as a game)*





# God made everything

What is the first book of the Bible? \_\_\_\_\_

Read chapter 1:2 and fill in the missing words to see what it was like in the beginning.

The earth was \_\_\_\_\_ and \_\_\_\_\_,  
and darkness covered the deep waters.

But then God **spoke** and in just **six** days the world was filled!

1

## **GOD MADE LIGHT AND DARKNESS**

God said, "Let there be light," and there was light. And God saw that the light was good. Then He separated the light from the darkness. God called the light "day" and the darkness "night." Genesis 1:3-5

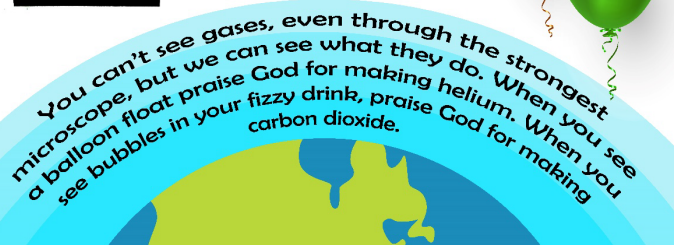
If we ran at that speed, we would run around the whole world seven and a half times in just one second.



## **GOD MADE THE SKY**

God said, "Let there be a space between the waters, to separate the waters of the heavens from the waters of the earth." ... God called the space "sky." Genesis 1:6, 8

2

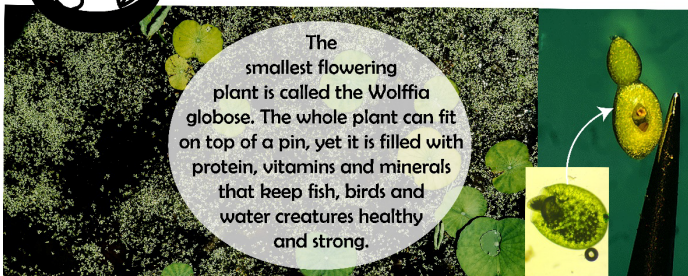


You can't see gases, even through the strongest microscope, but we can see what they do. When you see a balloon float praise God for making helium. When you see bubbles in your fizzy drink, praise God for making carbon dioxide.

## **GOD MADE THE SEA, LAND AND PLANTS**

Then God said, "Let the waters beneath the sky flow together into one place, so dry ground may appear." Genesis 1:9

Then God said, "Let the land sprout with vegetation—every sort of seed-bearing plant, and trees that grow seed-bearing fruit. And that is what happened. Genesis 1:11




The smallest flowering plant is called the Wolffia globosa. The whole plant can fit on top of a pin, yet it is filled with protein, vitamins and minerals that keep fish, birds and water creatures healthy and strong.

## **GOD MADE THE SUN, MOON AND STARS**

Then God said, "Let lights appear in the sky to separate the day from the night... God made two great lights—the larger one to govern the day, and the smaller one to govern the night. He also made the stars. Genesis 1:14-16

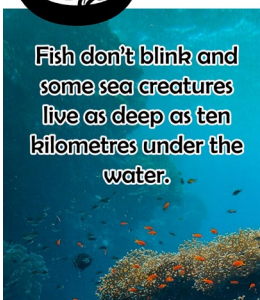


The world is filled with so many huge things but a million earths can fit in the sun. And the sun is tiny compared to other stars and planets that God created!

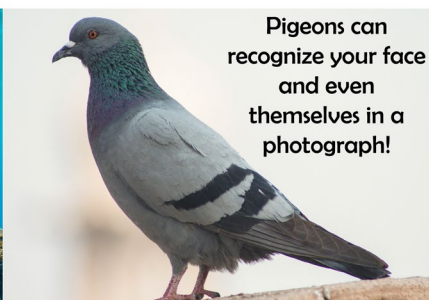


## **GOD MADE SEA LIFE AND FLYING ANIMALS**

Then God said, "Let the waters swarm with fish and other life. Let the skies be filled with birds of every kind." Genesis 1:20



Fish don't blink and some sea creatures live as deep as ten kilometres under the water.



Pigeons can recognize your face and even themselves in a photograph!



## **GOD MADE ANIMALS AND PEOPLE**

Then God said, "Let the earth produce every sort of animal... Genesis 1:24

God created human beings in His own image. Genesis 1:27



In your life you make enough spit to fill 500 bathtubs.

Your nose makes about a cup of nasal mucus every day.



## Teaching Media & Methods

- Get the students to draw what it looked like before God created everything.
- **Video Clip:** Play the clip “*True and False Creation Quiz (Introducing the Bible) – Guided Workbooks*” to show students how amazing God our creator is. Find the quiz at <https://youtu.be/nLuOpch5ZOk?si=J231B5T8ejdJ7U15>
- **Pictures:** “*Days of Creation and Facts.pdf*”

## General Points to make students aware of:

- The Old Testament tells us about God’s creation.
- Before God created the world there was nothing. Everything was formless and empty. It is hard to imagine what nothing looks like as we have been so blessed to see, feel, hear and experience all of God’s creation around us.
- **On the first day God made light.** Light travels at 299 792 458 metres per second. If we ran at that speed, we would run around the whole world seven and a half times in just one second.
- **On the second day God made the atmosphere** which acts like a blanket of air that wraps around the earth and keeps it safe. No harmful rays can damage the earth, it keeps the temperature just right and keeps in the oxygen.
- **On the third day God made the sea, land and plants.** God was getting everything ready for life to live on earth. He made a place for creatures to live and things for them to eat. And when He looked at it He said it was good.
- **On the fourth day God made the sun, moon and stars.** The world is filled with so many huge things. Huge deserts, mountains and huge oceans. But did you know that a million Earths can fit in the sun? And the sun is tiny compared to other stars and planets! And God made all of this just by speaking.
- **On the fifth day God made sea creatures and birds.** There are so many amazing facts about God’s creatures. Birds can sleep while flying, turkey vultures vomit as self-defence, the hummingbird can fly backwards, fish don’t blink and some sea creatures live as deep as ten kilometres under the water.
- **On the sixth day God made animals and people.** Feel your muscles move, feel your bones, feel your heartbeat, swallow. Did you know that you use 72 different muscles every time you talk? You have 206 bones in your body and 52 of them are in your feet. All the blood in your body passes through your heart every minute. In your life you will make enough spit to fill about 500 bathtubs. Your nose makes about a cup of nasal mucus every day. You lose dead skin all the time and so in your lifetime you will have about 1000 different skins. Your body has 2.5 million sweat pores.

## Actions for students to take:

- Students find the first book in the Bible and write down “**Genesis**”.
- Students read Genesis 1:2 and complete the verse. The earth was “**formless**” and “**empty**” and darkness covered the deep waters.

Wow! How great and awesome is God that He could do all this in six days and by just speaking! Look around you. What can you see that God created?


---

---

Sometimes we look at the things around us like walls, stationery, toys, cars, TVs, phones and so much more and we think but people made those not God. But look a little closer at your pencil. If we took away the wood God made, the lead God made, the colours God made, what would be left? \_\_\_\_\_.

What about the clothes you are wearing? Cotton comes from a plant and wool from a sheep and so without God creating plants and animals you would open up your cupboard to get dressed and there would be \_\_\_\_\_.

Draw your favourite things that God has created.



Without God we would have nothing. Everything we see, hear, touch, taste, smell or experience should make us go "WOW, how great are you God". The word "W.O.W" can remind us that God is Worthy Of Worship.

When we worship God, we choose to **make Him the most important** part of our lives and we show Him how much we love Him through our actions, thoughts, choices and everything we do.



Psalm  
95:6

Come, let us worship and bow down. Let us kneel before the Lord our maker, for He is God.

## Teaching Media & Methods

- Get the students to have imaginary cameras and pretend to take photographs of God's creation. Most of them will look outside or to the living things around them. This is a great way to introduce the idea that if we took away everything God made then we would be left with **nothing**. And this is how it was at the beginning.
- Show the students how three fingers at each side of their mouth spells "WOW". WOW helps us to remember that God is **Worthy Of Worship**.



## General Points to make students aware of:

- In the beginning there was only God, Jesus and the Holy Spirit. They have always been and will always be because they don't need anything to exist. (John 1:3; Genesis 1:1) They have always been alive and always will be alive. This may be confusing for us to understand but it should be really encouraging as this means there will never be even a second without them.
- Then God spoke and everything was created in six days. What an incredible way to start the Bible. Showing us how great and awesome God is and giving us so many reasons of why He is worthy to be worshipped.
- We become so used to seeing things around us that we forget how great God is to have made them. Oh look there is the sunshine, same as yesterday. The same trees, the same grass. We should take time to look a little closer and remember how great God really is.
- We also start to think how great and creative people are rather than God. We need to remember that if we took away everything God made, we would be left with **nothing**.
- The very first story in the Bible makes us want to say WOW. It makes us realise that God is **W**orthy **O**f **W**orship!
- When we worship God, we choose to make Him the most important part of our lives and we show Him how much we love Him through our actions, thoughts, choices and everything we do.
- If the students ask, "*Did God create satan or evil?*" explain that evil is not a thing to be created but rather the absence of God's goodness. Think of the hole in a donut. It is not made but rather the absence of the donut. Everything God made is good but God made us with a choice. Evil is the absence of God's goodness and *satan* chose to be evil.

## Actions for students to take:

- Students look around and write down things that God has created.
- Students fill in the word "**nothing**" would be left of our pencil.
- Students fill in the word "**nothing**" would be in our cupboard.
- Students draw in their favourite things that God has created.




# The first sin

The Bible starts with God's perfect creation and shows us how much God deserves to be worshipped. But the first people, Adam and Eve, had to make a choice. Let's read their story and see if they made the right one.


## 1. God created the first man and the first woman

“ God formed the man from the dust of the ground. He breathed the breath of life into the man's nostrils, and the man became a living person. Genesis 2:7 ”



## 2. Adam and Eve Sin

“ God warned him “You may freely eat the fruit of every tree in the garden- except the tree of the knowledge of good and evil. If you eat its fruit, you are sure to die.” Genesis 2:16-17 ”



## Teaching Media & Methods

- Play a game of “Would you rather?”.  
E.g. Would you rather eat one earthworm or spinach every day for a year?  
Would you rather be able to fly or have x-ray vision?  
Conclude: When God made us, He made us with a choice. Would you rather love, worship and follow God or sin and disobey Him? God warns us that the consequence for choosing sin means we cannot have eternal life with Him. The choice is ours.

## General Points to make students aware of:

- The first book in the Bible, Genesis, starts with God making everything by just speaking! That shows us how powerful and great God is. Jesus and the Holy Spirit were there too.
- God made people. The first people were Adam and Eve. God lived with them in the garden. They could even hear His footsteps. How wonderful must that have been to live so close to God?
- God had given them everything they needed. There was just one law they needed to follow. They must not eat from the tree of the knowledge of good and evil, they mustn't even touch it or else they would die.
- Satan was an angel of God that chose to be evil rather than to follow God's good ways. Satan came to Eve as a serpent. He told her that they wouldn't die if they ate of the fruit. Was that true? No! God had said they would die and that the fruit from that tree was forbidden. Do you think they chose to obey God?
- The forbidden tree's fruit looked so delicious and Eve wanted the wisdom it would give her. She knew eating from the tree would mean death, but still she picked the fruit, took a bite and gave some to Adam who was with her. Both of them had sinned. They had broken God's law. They deserved the punishment.
- The Bible does not say what type of fruit it was.

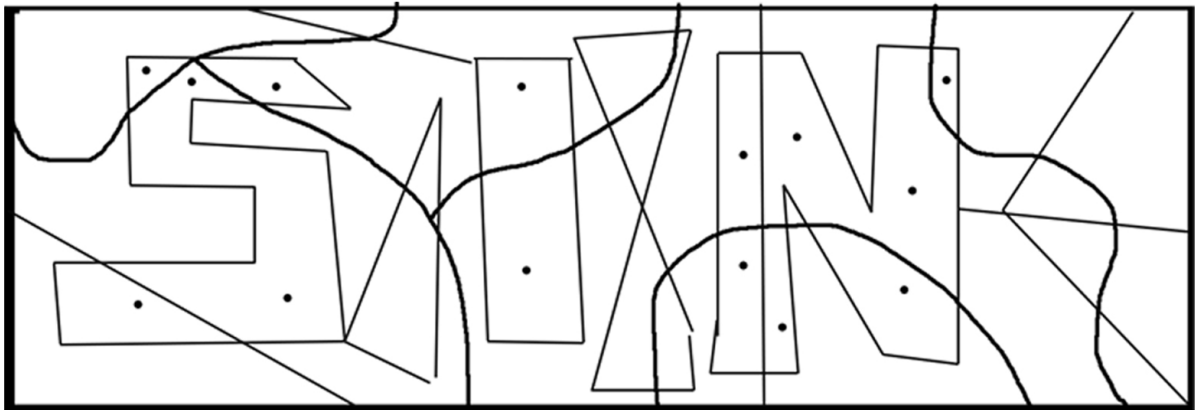
## Actions for students to take:

- Students add to the picture other things that God has created.
- Students circle what God had said “**Do not eat from that tree**”.
- Students circle what they chose to do “**To eat from that tree**”.

### 3. Adam and Eve had to leave the garden



Colour only the shapes with a ● 



What entered the world? \_\_\_\_\_

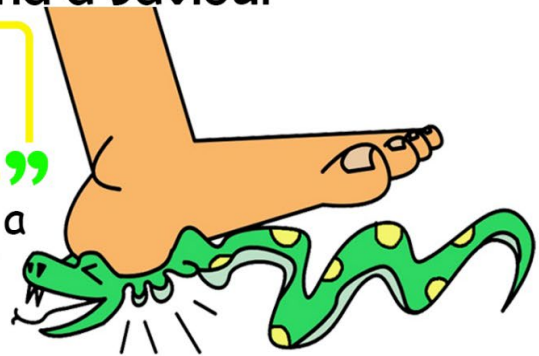
This was the first sin, but it would not be the last. All people would be separated from God. All would need saving from their sin.

### 4. God promised to send a Saviour

“ He will strike your head,  
and you will strike His heel.  
Genesis 3:15 ”

Immediately God promised to send a Saviour. Do you know who that is?

\_\_\_\_\_



## Teaching Media & Methods

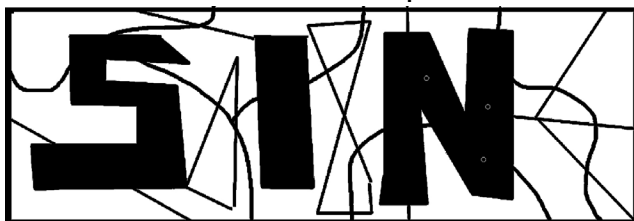
- Use the Bible to look up Adam and Eve's story for the students to read. (Genesis 3)

### General Points to make students aware of:

- Adam and Eve's choice meant they could not stay in the garden. God had warned them before. Even touching the fruit and eating it meant death or separation from life with God.
- We have discovered how great God is and how He deserves to be worshipped and loved. Did their actions show this?
- This was the very first sin that was ever done. But it was not the last. The Bible tells us that everyone has sinned. Romans 3:23. Not one person loves God perfectly like He deserves to be loved. Everyone needs to be saved from the punishment of death and separation that we deserve for our sin. Romans 6:23.
- Immediately, at that moment, God had a solution. Because He loves us and wants us to be with Him, God promised He would send the Saviour. Do you know who this Saviour is? Yes, it is Jesus. How amazing is it that right in the beginning of the Bible, God already promises that Jesus will come and save us from our sins? That really shows how much He loves us.
- The punishment for sin was death and Jesus died in our place. That is how much He loves us! But notice although the saviour's heel would be struck, satan's head would be struck. We know that a strike to the head would be a lot worse. Some versions say satan would be crushed! (NIV).
- The Saviour would not be defeated, and we know this is true as three days after His death, Jesus came alive again.

### Actions for students to take:

- Students colour in the shapes with the dots to reveal the word sin.



- Students answer "Sin entered the world".
- Students answer "Jesus is the promised Saviour".



## God set His people free

The Israelite people were made slaves by the Egyptians. The kings, or pharaohs, treated them very badly. They forced them to work hard, they whipped them and threatened their lives. The Israelites cried out to God for help. God sent Moses and Aaron with a message for Pharaoh "Let My people go!".


Pharaoh replied "Who is the LORD? Why should I listen to Him and let Israel go? I don't know the LORD, and I will not let Israel go." Exodus 5:2

So God sent ten plagues. Each one showed that He is the only ONE TRUE GOD.

Complete the pictures to show the plague that God sent.

### 1) Water to blood

God turned all the water to blood. There was nothing for them to drink for seven days! And God said: "I will show you that I am the LORD." Exodus 7:17



### 2) Frogs

God sent frogs everywhere and Pharaoh pleaded for God to take the frogs away. God did and reminded them "then you will know that there is no one like the Lord our God." Exodus 8:10


### 3) Gnats

God turned the dust to gnats. Pharaoh's magicians tried to do this too to prove that they were also powerful but they couldn't! They said, "This is the finger of God". Exodus 8:19



### 4) Flies

God warned Pharaoh "I will make a clear distinction between My people and your people." Exodus 8:23. When Pharaoh did not listen, God sent swarms of flies everywhere but where His people lived. Pharaoh then pleaded for Aaron and Moses to ask God to take away the flies and God did.



### 5) Dead animals

The next plague killed all of the Egyptians' animals. God told Pharaoh to check the Israelites' animals. "Pharaoh sent his officials to investigate, and they discovered that the Israelites had not lost a single animal! Exodus 9:7



## Teaching Media & Methods

- **Video Clip:** Show the clip “*Plagues of Egypt (Introducing the Bible) – Guided Workbooks*” which is an overview of the plagues God sent. It can be found at <https://youtu.be/E30I79QoAts?si=wDbewTQhivLzeil>

## General Points to make students aware of:

- The Israelites were made slaves in Egypt and they cried out to God for help. God loved the Israelite people so He sent Moses and Aaron with a message for Pharaoh “Let My people go!”.
- Pharaoh and the Egyptians worshipped fake gods of the river, plants, animals, sun, health and many more. They did not know God. “Who is the LORD? Why should I listen to Him and let Israel go? I don’t know the LORD, and I will not let Israel go.” (Exodus 5:2)
- God sent ten plagues on Egypt to show His power and that He is the only true God. The Israelites were not affected by any of these plagues. Each time God’s message to Pharaoh was “Let My people go!” And each time Pharaoh would agree, but when God stopped the plague he would change his mind.
- **WATER TO BLOOD:** God turned all the water to blood. There was nothing for them to drink for seven days! And God said: “I will show you that I am the LORD.” Exodus 7:17
- **FROGS EVERYWHERE:** God sent frogs everywhere. The magicians made frogs come, but they couldn’t make them go away. Pharaoh pleaded for God to take the frogs away. When God did they reminded him “then you will know that there is no one like the Lord our God.” Exodus 8:10. *Note: We do not know how the magicians made the frogs come. However, we do know they could not make them go again and that they were amazed at God’s power. Most studies say they created an illusion or trick to make it look like the frogs came. This teaches us to watch out for people that try trick us too.*
- **GNATS FROM THE DUST:** Without warning Pharaoh, when Aaron hit his rod on the ground, God turned the dust to gnats. Gnats are like mosquitoes; they swarm and bite you and make you itchy all over. Pharaoh’s magicians tried to do this too to prove that they were also powerful but they couldn’t! They said, “This is the finger of God”. Exodus 8:19
- **FLIES:** God told Pharaoh to let His people go and if he did not He would send swarms of flies everywhere but where His people were. God said, “I will make a clear distinction between My people and your people.” Exodus 8:23 Pharaoh then asked Moses and Aaron to pray and ask God to remove the plague as then he would let the people go. But when removed the plague, Pharaoh again became stubborn and refused to let the people go.
- **DEAD ANIMALS:** Pharaoh still did not listen to God’s warning, so God told him to check on the animals. All of the Egyptians’ animals were dead. Pharaoh sent his officials to investigate, and they discovered that the Israelites had not lost a single animal! But even so, Pharaoh’s heart remained stubborn, and he still refused to let the people go. Exodus 9:7

## Actions for students to take:

- Students complete each of the pictures to show the plagues that God sent.



## 6) Boils

Without warning, God made the Egyptians be covered with boils. Even the magicians were unable to stand before Moses, because the boils had broken out on them and all the Egyptians. Exodus 9:11

## 7) Hail

God reminded Pharaoh that He could have wiped them out and said “But I have spared you for a purpose—to show you My power and to spread My fame throughout the earth. Exodus 9:16.

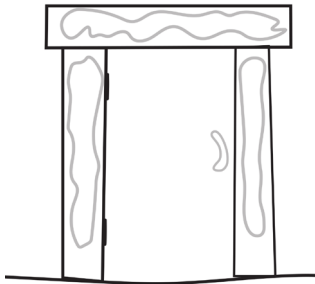



## 8) Locusts

God sent locusts to destroy everything that was left. The Egyptians begged Pharaoh saying, “Let the men go to worship the LORD their God! Don't you realize that Egypt lies in ruins?” Exodus 10:7

## 9) Darkness

God brought darkness on Egypt “But there was light as usual where the people of Israel lived.” Exodus 10:23. Pharaoh tried to bargain saying they could leave if they left the animals that they used to worship God. But Moses said “No!”



## 10) Death of the first-born son

The final plague was the death of every first-born son. Only the sons of those who did as God said and put the blood of a perfect lamb on their doorposts, did not die. When Pharaoh's son also died he saw that God really is the only true God.

Pharaoh sent for Moses and Aaron during the night. “Get out!” he ordered. “Leave my people—and take the rest of the Israelites with you! Go and worship the LORD as you have requested. Exodus 12:31

a) Why did God send the plagues? (Exodus 7:17; Exodus 8:10)

---

b) Why did God spare the Egyptians? (Exodus 9:16)

---

c) Do you think the plagues showed that God is the one and only true God?

---

## Teaching Media & Methods

- Compare something real to something fake. E.g. A real apple, to a drawing of an apple or a plastic apple. Highlight that it is easy to spot the fake. The Egyptians were worshipping fake gods and so God sent ten plagues so they could easily see He is the only true God.

## General Points to make students aware of:

- **BOILS:** Without warning God had Moses toss soot (or ash) from the fire into the air. When it landed on the Egyptians they were covered with boils, which are like sores. Even the magicians were unable to stand before Moses, because the boils had broken out on them and all the Egyptians. Exodus 9:11
- **HAIL:** God reminded Pharaoh that He could have wiped them out and said “But I have spared you for a purpose—to show you My power and to spread My fame throughout the earth. Exodus 9:16. Pharaoh did not listen to God’s warnings, so God sent a huge hailstorm that was more devastating than any in all the history of Egypt. Any livestock or servants left in the field, died. God protected the Israelites and no hail fell on their land.
- **LOCUSTS:** God sent locusts to destroy everything that was left. The Egyptians begged Pharaoh saying, “Let the men go to worship the LORD their God! Don’t you realize that Egypt lies in ruins?” Exodus 10:7. Again Pharaoh begged for forgiveness but once the locusts left he still would not let them leave.
- **DARKNESS:** God then brought darkness on Egypt. “But there was light as usual where the people of Israel lived.” Exodus 10:23. Pharaoh tried to bargain saying they could leave if they left the animals that they used to worship God. Pharaoh was furious when Moses said “No!”.
- **DEATH OF THE FIRST-BORN:** God knew all along that the final plague would set the Israelites free, but He used all these other plagues to show that He was the one and only true God. He was the only one who had the power to save them. The fake gods of the river, plants, animals, sun, health and all the other fake gods the Egyptians worshiped didn’t come close to God’s power. The final plague was the death of every first-born son and this would affect the Israelites too unless they did as God said. God told the Israelites to put the blood of a perfect lamb on their doorposts so their families would be protected from the plague.
- When Pharaoh’s son died he saw that God really is the only true God. He let the Israelites go. Pharaoh sent for Moses and Aaron during the night. “Get out!” he ordered. “Leave my people—and take the rest of the Israelites with you! Go and worship the LORD as you have requested. Exodus 12:31
- “And in the future, your children will ask you, ‘What does all this mean?’ Then you will tell them, ‘With the power of his mighty hand, the LORD brought us out of Egypt, the place of our slavery. Exodus 13:14

## Actions for students to take:

- Students complete each of the pictures to show the plagues that God sent.
- Students use the Bible verses to answer the questions.
  - a) God sent plagues to show that He is Lord and that there is no one like Him.
  - b) God spared them to show His power and to make everyone know how great He is.
  - c) Students give their personal opinion.



## God gave His people laws

These are some verses from the book of Exodus in the Old Testament.

God said... "When you have brought the people out of Egypt, you will **worship God** at this very mountain." Exodus 3:12

Now if you will **obey Me and keep My covenant**, you will be My own special treasure from among all the peoples on earth; for all the earth belongs to Me. Exodus 19:5


And all the people responded together, "We will do **everything** the LORD has commanded." Exodus 19:8

Then Moses went down to the people and repeated all the instructions and regulations the LORD had given him. All the people answered with one voice, "**We will do everything the LORD has commanded.**" Exodus 24:3.

Then Moses took the Book of the Covenant and read it aloud to the people. Again they all responded, "We will do everything the LORD has commanded. **We will obey.**" Exodus 24:7

Remember, **you must not make any idols** of silver or gold to rival Me. Exodus 20:23

Add the underlined parts of the verses to the pictures and complete the Israelites' story.





## Teaching Media & Methods

- Allocate the verses to students who will then race to find it first.

### General Points to make students aware of:

- God's love is shown in the Old Testament by Him giving the people laws so they knew exactly how to live without sinning and so they could have life with Him.
- **WORSHIP GOD**  
Even before the Israelites had been saved from slavery, God told Moses, from a burning bush, that the people would come back to that mountain and worship Him. God deserves to be worshipped because of who He is and for what He does. God said... "When you have brought the people out of Egypt, you will **worship God** at this very mountain." Exodus 3:12
- **OBEY ME AND KEEP MY COVENANT**  
Everyone belongs to God, but God calls those who love and follow Him, His own special treasure. "Now if you will **obey Me and keep My covenant**, you will be my own special treasure from among all the peoples on earth; for all the earth belongs to me." Exodus 19:5
- **WE WILL DO EVERYTHING YOU COMMAND**  
God came in a thick cloud so everyone could hear the laws. The Israelites knew that penalty for sin was death so they were afraid to be in God's presence. They made Moses speak to God and stood far away (Exodus 20:19)  
The Israelites heard all the laws God had said. *Flip through Exodus 19 -31.* Now they knew the right thing to do was to obey **all** of God's commands. Then Moses went down to the people and repeated all the instructions and regulations the LORD had given him. All the people answered with one voice, "**We will do everything the LORD has commanded.**" Exodus 24:3.
- **WE WILL OBEY**  
When Moses came down, he again told the people all that God had said. Moses also wrote down all the rules and regulations in the "Book of the Covenant" which he then read to the Israelites. Again the Israelites knew what the right thing was to do and agreed to obey **all** of them. Then Moses took the Book of the Covenant and read it aloud to the people. Again they all responded, "We will do everything the LORD has commanded. **We will obey.**" Exodus 24:7
- A covenant is an agreement or promise that people agree to keep. God will never break His promise and will always do what He says. People on the other hand break our promises to God over and over again.

### Actions for students to take:

- Students use the verses provided to complete the story.




What the Israelites were saying was good but look at what they were doing.

The Israelites said they would obey God

One of the laws God gave them was...

Exodus 20:23

Did they do what they said?



How do the Israelites' actions make you feel?



Many years later, when Jesus was on earth, some men asked Jesus "Which is the most important law that we must follow?"

Which do you think is the most important one to obey?

Read Matthew 22:37-40 to see how Jesus answered and fill in the missing letters.

Jesus turned all of the laws into just two simple ones.

L \_\_\_\_\_ God and V \_\_\_\_\_ others.

Colour the hearts "red" if the law shows we must love God and blue if it shows we must love others.

1. PUT GOD FIRST

2. WORSHIP ONLY GOD

3. DON'T MISUSE GOD'S NAME

4. KEEP ONE DAY HOLY FOR GOD

5. OBEY YOUR PARENTS

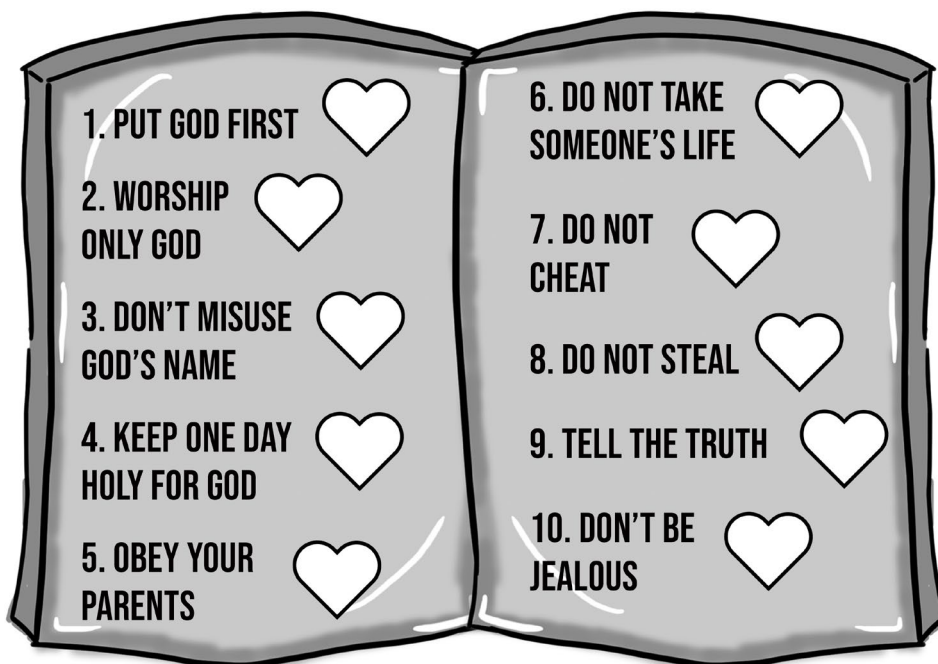
6. DO NOT TAKE SOMEONE'S LIFE

7. DO NOT CHEAT

8. DO NOT STEAL

9. TELL THE TRUTH

10. DON'T BE JEALOUS



Thank you God for telling us how to live without sinning.



## Teaching Media & Methods

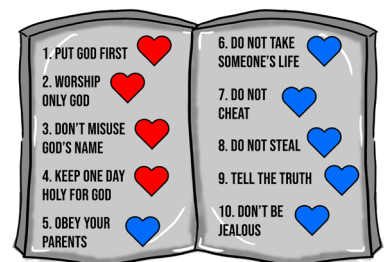
- Set rules for the colour in task. E.g. Colour with your opposite hand, one part of your body touching the ground and only one eye open at a time. Conclude that thankfully God didn't give us silly rules and laws to make our lives difficult but rather to help us love God and love others and most importantly to know how to live without sinning.
- **Picture:** "10 commandments.jpg"

## General Points to make students aware of:

- We may feel angry with the Israelites for disobeying God, but unfortunately we don't always do what God says either. We may say "Yes, I will pray to God; "Yes, I will tell others about Jesus"; "Yes I will love others." And then we punch our brother in the car on the way home. Or don't do the things we said.
- The Israelites knew Put God first – (Love God)  
You must not have any other god but me. Deuteronomy 5:7
- Worship only God – (Love God)  
You must not make for yourself an idol of any kind, or an image of anything in the heavens or on the earth or in the sea. <sup>9</sup> You must not bow down to them or worship them, for I, the Lord your God, am a jealous God who will not tolerate your affection for any other gods. Deuteronomy 5:8-9
- Don't misuse God's name – (Love God)  
You must not misuse the name of the Lord your God. Deuteronomy 5:11
- Keep one day Holy for God – (Love God)  
Observe the Sabbath day by keeping it holy, as the Lord your God has commanded you. Deuteronomy 5:12
- Obey your parents – (Love Others)  
Honour your father and mother, as the Lord your God commanded you. Deuteronomy 5:16
- Do not take someone's life – (Love Others)  
You must not murder. Deuteronomy 5:17
- Do not cheat – (Love Others)  
You must not commit adultery. Deuteronomy 5:18
- Do not steal – (Love Others)  
You must not steal. Deuteronomy 5:19
- Tell the truth – (Love Others)  
You must not testify falsely against your neighbour. Deuteronomy 5:20
- Do not be jealous – (Love Others)  
You must not covet your neighbour's wife. You must not covet your neighbour's house or land, male or female servant, ox or donkey, or anything else that belongs to your neighbour. Deuteronomy 5:21

## Actions for students to take:

- Students fill in "**No idols**" and "**no**" they didn't what they said.
- Students choose how the Israelites made them feel.
- Students write down their most important commandment.
- Students fill in "**Love**" God and "**love**" others.
- Students colour in the hearts "red" or "blue".





## God gave His people a way to be with Him

Do you know that God is HOLY? That means that He is unlike anyone else because He is PERFECT in all ways and has NEVER done anything wrong. Because of God's holiness no one can come into His presence if they have \_\_\_\_\_.

Read Isaiah 59:2 to fill in the answer

Isaiah 59:2

<sup>2</sup> It is your sins that have cut you off from God.



But God wants us to be in His presence. He loves us and made us to live with Him. We learnt how God told His people the laws to follow so they could live lives without sin.

God even made a way for their sins to be taken away. There were certain things they had to do. They had to build a place they could worship God, called a tabernacle. They had to say thank you to God by offering their grain. And every time they sinned, an animal had to die (be sacrificed) for their sins. Only priests could meet with God in the Holy of Holies and they would give God these offerings and sacrifices on the people's behalf.

### Old Testament Rules

- Build Tabernacle

- Holy of Holies

- Offerings

- Sacrifices

- Priests



Can you match the rule to its meaning?

- TO SAY SORRY TO GOD
- A MEETING PLACE FOR WORSHIP
- TO SAY THANK YOU TO GOD
- MEN WHO MET WITH GOD ON THE PEOPLE'S BEHALF
- THE ROOM WHERE GOD'S PRESENCE WOULD BE

## Teaching Media & Methods

- **Video Clip:** Show the clip “God gave His people a way (Introducing the Bible) – Guided Workbooks” which is an overview of the laws and ceremonies God gave the people so that they could be with God. Find the clip at [https://youtu.be/isMp9\\_SSsQc](https://youtu.be/isMp9_SSsQc)

## General Points to make students aware of:

- God is Holy. That means that He is unlike anyone else because He is PERFECT in all ways and has NEVER done anything wrong.
- Because of God’s holiness no one can come into His presence if they have SIN. The Bible even tells us of times when people with sin did come into His presence and they DIED! (Leviticus 10:2)
  - For everyone has sinned; we all fall short of God’s glorious standard. Romans 3:23
  - For the wages of sin is death, but the free gift of God is eternal life through Christ Jesus our Lord. Romans 6:23
- In the Old Testament we see all the laws and ceremonies God set out for the people to follow so that they could be forgiven. E.g.
  - They had to build a tabernacle (a big tent) or a temple with a special room called the HOLY OF HOLIES.
  - They had to make offerings, like grain, to God to say thank you.
  - They had to make sacrifices, like lambs or bulls, to say sorry to God and ask for His forgiveness every time they sinned.

This is where the priests came in. The priests’ main role was to meet with God and offer these offerings and sacrifices on the peoples’ behalf. Before they could be in God’s presence they had to dress a certain way and do certain things to first make sure that they were “cleansed from their sin” – that means forgiven.

## Actions for students to take:

- Students read the verse Isaiah 59:2 and fill in the word “sin”.
- Students match the rules to their meanings.

**Old Testament Rules**

- Build Tabernacle
- Holy of Holies
- Offerings
- Sacrifices
- Priests

TO SAY SORRY TO GOD

A MEETING PLACE FOR WORSHIP

TO SAY THANK YOU TO GOD

MEN WHO MET WITH GOD ON THE PEOPLE'S BEHALF

THE ROOM WHERE GOD'S PRESENCE WOULD BE



The Bible tells us about the priests...

- They were Levites, men from the tribe of Levi.
- They were sinners and first needed to ask God to forgive them.
- They were replaced every time the old priest died.
- They made daily sacrifices on behalf of the people.
- Annual sacrifices were made by the High Priest.
- The High Priest was the only one that could meet with God in the Holy of Holies.
- They asked God to forgive the people.



Help Max cross out all of these underlined words in the box below



Help Milly fill in the remaining words to see how much greater Jesus is!

- 1) Jesus is \_\_\_\_\_ (Hebrews 7:28)
- 2) Jesus has \_\_\_\_\_ and so He does NOT need forgiveness. (Hebrews 4:15)
- 3) Jesus is our High Priest \_\_\_\_\_ and will never need to be replaced. (Hebrews 7:24)
- 4) Jesus was the \_\_\_\_\_ so there NEVER needs to be another sacrifice again. (Hebrews 9:14)
- 5) Because of Jesus we can \_\_\_\_\_ meet with God.  
Jesus \_\_\_\_\_ us from our sins.

## Teaching Media & Methods

- **Video Clip:** Play the following object lesson which explains holiness and how Jesus makes us holy. Find the lesson at <https://youtu.be/JwJMXajV0EQ?si=IlcK4JKWvbt7GR91> “Holiness (Introducing the Bible) – Guided Workbooks

## General Points to make students aware of:

- The ceremonies set out by God were so people could be forgiven of their sins and be in God’s presence.
- If just anyone met with God and made the offerings and sacrifices, they would die. That is because the price of sin is death and separation from God.
- So God chose priests and this was good because this meant people could be forgiven. *Refer to the table to explain what a priest had to do.*
- All these ceremonies showed us how we needed a Saviour to take away our sins so that we can be with God. Jesus is the only way! Jesus dying on the cross was the perfect sacrifice and so through Him we are forgiven.

<b>Priests &amp; sacrifices were good</b>	<b>Jesus is perfect</b>
Priests were from the tribe of Levi and were the servants chosen by God.	Jesus is God’s son.
Priests followed rules and ceremonies so that their sins could be forgiven, otherwise they couldn’t come into God’s holy presence.	Jesus has never sinned.
A new High Priest was chosen each time the other died.	Jesus lives forever.
Sacrifices had to be made daily and annually.	Jesus is the perfect sacrifice as He lives forever and so overcame the death of sin.
High Priests were the only ones that could meet with God in the Holy of Holies.	Jesus made a way so that we can all come into God’s presence.

## Actions for students to take:

- Students cross out the underlined words in the box below.
  - Students fill in the remaining words to see how much greater Jesus is.
- 1) Jesus is “God’s son”. (Hebrews 7:28)
  - 2) Jesus has “never sinned” and so He does NOT need forgiveness. (Hebrews 4:15)
  - 3) Jesus is our High Priest “forever” and will never need to be replaced. (Hebrews 7:24)
  - 4) Jesus was the “perfect sacrifice” so there NEVER needs to be another sacrifice again. (Hebrews 9:14)
  - 5) Because of Jesus we can “all” meet with God.
  - 6) Jesus “forgives” us from our sins.

## The need for a Saviour

The stories in the Old Testament are like a pattern of people repeatedly being **saved by God** and then **returning to their sinful ways** that God hated.

The story of the Old Testament is like a pattern of man repeatedly being **SAVED** by God and then returning to their **sinful** ways that God hated.



## Teaching Media & Methods

- Let the students take turns to read each block out loud. Together they will decide if the people's actions were:
  - good by showing thumbs up and saying "it is good" or
  - bad by putting their hands on their heads and saying, "Oh No!"


## General Points to make students aware of:

- The Old Testament tells us the history of God's chosen nation. It shows us that all people need a Saviour.
- If we do not obey God and we do not love God and others like He commands us to, then we are sinning.
- Sin separates us from God and means we cannot have life with God. Adam and Eve sinned. *Oh no!* But God immediately promised to send a Saviour to take away our sins so that we can live with Him forever.
- The Old Testament clearly shows us that **everyone needs a saviour!**
- Abraham loved God. *Thumbs up.* God promised Abraham that his family would have as many descendants as there are stars. Instead of waiting for God to do what He promised, Abraham tried to do things his way and ended up sinning. *Oh no!* Abraham needed a Saviour. God still blessed Abraham and his family, known as the Israelites and they served God. *Thumbs up.*
- The Israelite people were made slaves in Egypt and even though they still believed in God they kept on sinning. *Oh no!* They needed a Saviour.
- God told Moses to go and rescue them and Moses obeyed God. *Thumbs up.* God gave Moses 10 commandments or laws for the Israelites to follow. But Moses also sinned when he disrespected God when he became angry. *Oh no!*
- God promised to lead the Israelites to a great land with milk and honey. We call this the promised land. The Israelites complained along the way, they kept breaking the commandments God had given them. When they finally got there they refused to go in. *Oh no!* They needed a Saviour.
- Joshua then led the new generation of Israelites into the promised land. *Thumbs up.*
- The Israelites soon forgot about God and worshipped idols and fake gods. *Oh no!* *They too needed a Saviour.*
- God sent judges like Gideon, Samson and Deborah to save the Israelites from their enemies. *Thumbs up.* But even these men and woman sinned too. *Oh no!*

## Actions for students to take:

- Listen, understand and respond as the overview of the Old Testament is read.





God sent many messages and warnings to His people telling them to stop sinning and to follow Him. But they did not listen. Even those that loved and obeyed God sinned too.

The Old Testament shows us that

WE NEED A SAVIOUR

Do you think God will send one like He promised?

No ☐

Yes ☐

To make sure that we knew who the Saviour was, God also sent many messages telling us exactly what He would be like. The Old Testament shows us that we don't just need anyone...

WE NEED JESUS

## Teaching Media & Methods

- Students continue with the actions. Once they reach the end ask if they can see a pattern of when they said, “it is good” and when they said, “Oh No!”  
Point out that everything God does is good! But everyone has sinned and so everyone needs a Saviour. We all need Jesus.

## General Points to make students aware of:

- The Israelite people keep turning away from God. The even demand that God gives them a king they can serve. *Oh no!*
- God gave them King Saul, then King David, then King Solomon and so on. Some of them served God with all their heart. *Thumbs up.*
- Other kings made people turn away from God. *Oh no!*
- God chose prophets to pass on His message “Turn back to Me”. *Thumbs up.*
- But people just couldn’t seem to get it right. *Oh no!*
- Over and over again you will see in the Old Testament that all people need a Saviour. And God would send one just like He had promised.
- The Old Testament is also filled with many prophecies, or messages from God. They tell us exactly what the Saviour would be like. And only one person would meet all these promises exactly. Do you know who it is? Yes, God would keep His promise and would send Jesus.
- Just like the Israelites we also make mistakes and have “Oh No!” times in our life. We are also in need of a saviour. We cannot save ourselves. We need Jesus.

## Actions for students to take:

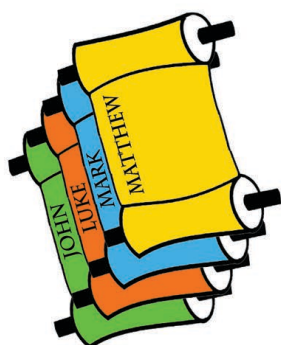
- Students trace over the letters “**We need a saviour**”.
- Students tick “**Yes**” to answer the questions that God will send a saviour.
- Students trace over the letters “**We need Jesus**”.

# The New Testament



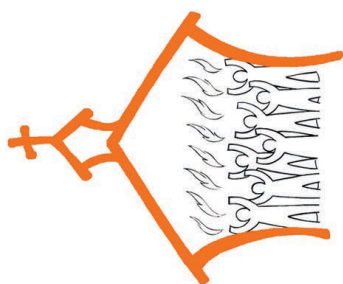

OLD  
TESTAMENT

!!  
THE PROMISE  
OF A SAVIOUR




THE  
GOSPELS

!!  
LIFE OF  
JESUS



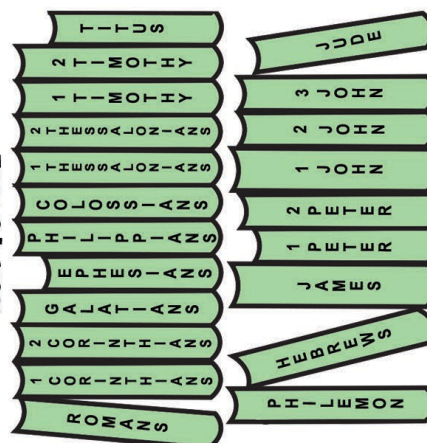
ACTS

!!  
EARLY CHURCH  
& HOLY SPIRIT



THE  
LETTERS

!!  
INSTRUCTIONS  
HOW TO LIVE



ΑΩ  
*Who is & was & is to come*

REVELATION

!!  
PROMISE THAT  
JESUS WILL RETURN



## Teaching Media & Methods

- **Video Clip:** Play the following clip “*The Big Story - The Gospel Project Kids*” which gives an overview of the Bible showing how Jesus is part of both the Old and New Testament message from God. You can find the clip at <https://youtu.be/nNbs3CLEo6A?si=20i8w-pMuB3bVypc>
- **Picture** “*The New Testament (Overview).jpg*”

## General Points to make students aware of:

- The Old Testament showed the need for a saviour and what the promised Saviour would be like. The New Testament does not replace the Old Testament because **all** of the Bible is from God (2 Timothy 3:16).
- The Old Testament tells us the promises of what Jesus would be like and the New Testament shows us that Jesus did all that was promised.
- The New Testament is a first-hand account from people who lived during the time Jesus was on earth. For we were not making up clever stories when we told you about the powerful coming of our Lord Jesus Christ. We saw His majestic splendour with our own eyes. 2 Peter 1:16
- The New Testament can be grouped as follows:
  - **THE GOSPELS**  
Witnesses saw and heard first-hand what Jesus did and were inspired by God to write about Jesus’ birth, life, ministry, death and resurrection. This is why some of the stories are repeated in more than one of the gospels. The gospels are also called the “good news” as they tell of how we can be saved by believing in Jesus.
  - **ACTS**  
Tells us about the history of the church and how the Holy Spirit is given to God’s people to help continue the work Jesus started.
  - **LETTERS**  
These letters were inspired by God and written to correct, guide and encourage the church. The letters make up most of the New Testament and help us live lives that please Jesus.
  - **REVELATION**  
This book gives us a glimpse of the final victory. It tells of the promise of Jesus’ return as well as what Heaven will be like. The Bible starts with God, Jesus and Holy Spirit and it ends with them living forever too.

## Action for students to take:

- Students trace over **The Gospels, Acts, The letters** and **Revelation.**



# POP QUIZ

Acts tells us  
about the early  
church and the  
\_\_\_\_\_

The book before  
Colossians is  
\_\_\_\_\_

There are \_\_\_\_\_  
books in the  
New Testament

\_\_\_\_\_  
**is the first book of the  
New Testament**

\_\_\_\_\_ is the last book  
of the  
New Testament

The letters  
are written  
to ....

The 4 \_\_\_\_\_  
tell us about the  
life of Jesus



## Teaching Media & Methods

- **Picture:** Display the “*The New Testament (Overview).jpg*” for students to refer to as they complete the “Pop Quiz”

### General Points to make students aware of:


- Using a Bible, show the children where the New Testament starts and finishes as well as how to use the contents page.
- An overview of the New Testament helps us know where to start looking if someone asks us a question or if we want to know more about something. E.g. If I wanted to know about the miracles that Jesus performed I would look in the Gospels which tell us about Jesus’ life on earth.
- Note that the Bible is NOT written in date order.

### Action for students to take:

- Students use the Bible and the overview of the New Testament to answer the pop quiz. *(This can be completed individually, as a small group or as a game)*



# The Gospels



Milly loves reading the Bible and wants to read the four books that are about the life of Jesus!



Help her unscramble the letters to find out which books they are?

AHTWMTE



KRMA



EKUL



HOJN



Jesus is  
our  
Saviour

Jesus  
came to  
serve us

Jesus is the  
Son of Man

Believe  
Jesus is  
God's Son

The Gospels are also known as the Good News.

The Saviour they had  
been waiting for is born!


Jesus' teachings,  
miracles and life show  
us He is God's son!

Jesus dies for our sins  
and comes alive again  
three days later!


Draw in a star



Colour in the wine red



Draw the stone rolled away



The GOOD NEWS is  
Jesus is  
Our S\_v\_\_r

The GOOD NEWS is  
Jesus is  
G\_d's S\_n

The GOOD NEWS is  
Jesus is  
A l\_v\_\_

## Teaching Media & Methods

- **Video Clip:** Show the following clip “*God’s story: The Gospels*” to introduce the Gospels to the students. You can find the clip at [https://youtu.be/1t7rXI6n7EU?si=WEvWLdrrR2i-uE\\_V](https://youtu.be/1t7rXI6n7EU?si=WEvWLdrrR2i-uE_V)

## General Points to make students aware of:

- **MATTHEW**
  - Matthew was a Jew but worked as a tax collector for the Roman government and so the Jewish people did not like him, but Jesus did! Jesus asked him to follow Him and so Matthew left everything to be His disciple. Matthew witnessed what Jesus did first-hand.
  - Matthew quotes more Old Testament verses than any other Gospel.
  - The Old Testament left people waiting for a long-promised saviour and the book of Matthew is filled with answers showing that **Jesus is that saviour!**
- **MARK**
  - Mark travelled with and learnt from Barnabas, Paul and Peter.
  - Mark tells of all the things Jesus did in His ministry.
  - This book shows that **Jesus came to serve**.  
For even the Son of Man came not to be served but to serve others and to give His life as a ransom for many. Mark 10:45
- **LUKE**
  - Luke was a doctor. He wrote this letter and the book of Acts to a man named Theophilus to teach him and others all about Jesus.
  - Luke called **Jesus the “Son of Man”**. This shows that Jesus was a person like we are and yet He still did not sin and loved God perfectly.
- **JOHN**
  - John is referred to as the “disciple whom Jesus loved”. He saw many of the things Jesus did and knew Jesus very well.
  - John wrote about Jesus’ healing and teaching ministry as well as His death and resurrection, all which he had personally witnessed.
  - John wrote this book so that people might BELIEVE that **Jesus is the “Son of God”**.

## Action for students to take:

- Students unscramble the letters to fill in “**Matthew**”, “**Mark**”, “**Luke**” and “**John**”.
- Students complete the pictures. “
- Students fill in the missing vowels to work out the good news.  
Jesus is “**Our Saviour**”, Jesus is “**God’s son**”, Jesus is “**Alive**”.



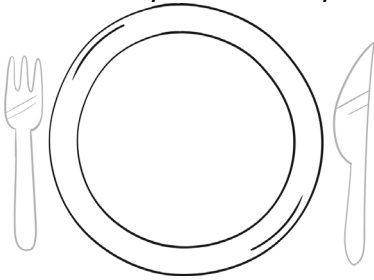
Read Luke 19:1-10

Zacchaeus was a tax collector and he had become very rich taking more money than he should have.

Draw in more bags of money



Draw what you think they ate




When Jesus came to his town, Zacchaeus was too short to see Jesus and so he climbed up into a tree to have a look. As Jesus walked by, He called Zacchaeus **by name** and told him He was coming to his house for a meal.

Some people grumbled that Jesus was spending time with a sinner like Zacchaeus. But Jesus' kindness changed Zacchaeus' heart. He gave half his money to the poor and paid back the people four times more than he had stolen!



Use the shapes of the leaves to re-write the verse in the correct order.



Why did Jesus say He came? \_\_\_\_\_

Zacchaeus wasn't **lost** because he was up in a tree. He was lost because he was living a sinful life that did not please God. Once Zacchaeus **repented** and believed in Jesus, Jesus said "**Salvation** has come to this place."

Saved from the punishment due for his sins by believing in Jesus. He was forgiven by Jesus.



Changed how he lived as he now wanted to live a life that pleased God.

## Teaching Media & Methods

- Students look up and read the story from the Bible.

## General Points to make students aware of:

- Zacchaeus was a Jew but worked for the Romans as a tax collector and so the Jews saw him as a traitor. Zacchaeus also took more money than he should have.
- Zacchaeus was “lost” because he was living a sinful life. He was not loving God like he should and his sin meant that he would be separated from God forever. But Jesus did not want that.
- The people were angry that Jesus would even want to talk to a sinner like Zacchaeus let alone have lunch at his house.
- Jesus didn’t worry about what anyone else thought. He knew His purpose was to “seek and save the lost”.
- “Repent” means to change living a sinful life to living a life that pleases God.
- Jesus simply showed Zacchaeus love and forgiveness and this made Zacchaeus repent and believe in Jesus.
- Zacchaeus was a sinner because he had taken things that were not his and done other things against God. We know that sin means we are separated from God and cannot have eternal life with Him.
- When Jesus said, “Salvation has come to this place”, He was saying that Zacchaeus’ sins had been forgiven. Jesus would take on the punishment of all sins.
- For us to be saved this is what the Bible says we need to do. If you openly declare that Jesus is Lord and believe in your heart that God raised Him from the dead, you will be saved. For it is by believing in your heart that you are made right with God, and it is by openly declaring your faith that you are saved. Romans 10:9-10.
- This is just one of the many stories in the Gospels where Jesus spent time with “sinners” when no one else would. He showed each of them love and forgiveness and each of them were saved because of Jesus.
- If we are to live like Jesus do you think we should “seek and save the lost”? Yes, although we cannot save people, only Jesus can, we can help them know Jesus. We can show them love and forgiveness like Jesus did. We can buy them a Bible or send them Bible verses that tell them about God’s love for them. We can tell them our story of how Jesus saved us. This is called our testimony.
- The Gospels are filled with Good News that we can share with others.

## Actions for students to take:

- Students draw in money bags.
- Students draw in what they think they could have eaten.
- Students re-write the verse “**Jesus came to seek and save the lost**”.

## Acts

### The Holy Spirit is sent

Can you imagine the joy the believers must have felt when Jesus came back to life? But forty days later Jesus went back to Heaven because He said it was better for Him to go! Read John 16:7 and write down why.

---

Use the verses from the Bible to stick the correct picture by what happened.

On the day of Pentecost all the believers were meeting together in one place.  
Acts 2:1


a) Who was meeting together?

---




Suddenly there was a sound from Heaven like the roaring of a mighty windstorm and it filled the house where they were sitting.  
Acts 2:2

b) Did the verse say there was a windstorm or it sounded like a roaring wind? \_\_\_\_\_



Then, what looked like flames or tongues of fire appeared and settled on each of them. Acts 2:3

c) Did the verse say there were flames or it looked like flames? \_\_\_\_\_



And everyone present was filled with the Holy Spirit and began speaking in other languages, as the Holy Spirit gave them this ability. Acts 2:4

d) Who was filled with the Holy Spirit? \_\_\_\_\_



## Teaching Media & Methods


- **Video Clip:** Just like Jesus promised, the Holy Spirit was sent. Watch the clip “*The Holy Spirit is sent (Introducing the Bible) – Guided Workbooks*” which can be found at <https://youtu.be/lkxuD7OQWZc?si=InQvue7Jkl87KX6a>
- **Object lesson:** Drop a few drops of food colouring into milk, dip a cotton bud into dishwashing liquid and watch it mix all the colours as you dip it into the milk solution. This is a great way to demonstrate how the Holy Spirit helps us.

## General Points to make students aware of:

- Jesus said it was better for Him to go to Heaven so that He can send the Holy Spirit to live in believers. <sup>7</sup> But in fact, it is best for you that I go away, because if I don't, the Advocate won't come. If I do go away, then I will send Him to you. John 16:7
- Jesus did just what He promised and on the day of Pentecost the Holy Spirit came and all the believers were filled.
- The Holy Spirit is explained as sounding like a windstorm and looking like flames.
- All the believers present were filled with the Holy Spirit.
- The Holy Spirit gave them the ability to speak in other languages.

## Actions for students to take

- Students Read John 16:7 and write down “**So Jesus would send the Advocate or Holy Spirit.**”
- Students cut out and stick the correct picture next to the Bible verse.



- Students use the Bible verses from the story to answer the questions.
  - a) **All the believers.**
  - b) **It sounded like a roaring wind.**
  - c) **It looked like flames.**
  - d) **Everyone present.**



"We all hear these people speaking in our own languages about the wonderful things God has done!" The devout Jews stood there amazed and perplexed. "What can this mean?" they asked each other. Acts 2:11-12

e) How would you feel if this happened to you? \_\_\_\_\_

Peter stood up and said,


"God raised Jesus from the dead, and we are all witnesses of this. Now He is exalted to the place of highest honour in Heaven, at God's right hand. And the Father, as He had promised, gave Him the Holy Spirit to pour out upon us, just as you see and hear today. Acts 2:32-33

The Bible says Peter's words pierced their hearts and they asked what they must do?

Peter replied, "Each of you must **repent of your sins** and **turn to God**, and **be baptized in the name of Jesus Christ** for the forgiveness of your sins. Then you will receive the gift of the Holy Spirit. Acts 2:38

That day 3000 people believed and chose to love Jesus.

Cut out the pictures and stick them next to what happened on the day of Pentecost. Use the Bible to help you.



## Teaching Media & Methods

- **Pictures:** “*The Holy Spirit is sent (Pentecost).pdf*” Use the pictures to help re-cap the story and as a reference for students as they paste the pictures in order.

## General Points to make students aware of:

- At that time there were devout Jews from every nation staying in Jerusalem. Some had come to live there and others had travelled to come be part of the festival that they celebrated this time every year.
- They crowded around to come to hear what was going on and they were amazed. They said, “We all hear these people speaking in our own languages about the wonderful things God has done!” Acts 2:11
- The devout Jews stood there amazed and perplexed. “What can this mean?” they asked each other. Acts 2:12
- Some people thought they must be drunk but Peter went onto explain that this was the Holy Spirit just like God had sent messages (prophecies) about in the Old Testament.
- Peter went onto explain that now that Jesus had returned to Heaven the Holy Spirit had been sent as promised. “God raised Jesus from the dead, and we are all witnesses of this. Now He is exalted to the place of highest honour in Heaven, at God's right hand. And the Father, as He had promised, gave Him the Holy Spirit to pour out upon us, just as you see and hear today. Acts 2:32-33
- Each of you must **repent of your sins** and **turn to God**, and **be baptized in the name of Jesus Christ for the forgiveness of your sins.** Then you will receive the gift of the Holy Spirit. Acts 2:38.
- At the moment we say sorry for our sins and choose to believe Jesus died and came alive again for our sins, God gives us the Holy Spirit to live in us. And when you believed in Christ, He identified you as His own by giving you the Holy Spirit, whom He promised long ago. The Spirit is God's guarantee that He will give us the inheritance He promised and that He has purchased us to be His own people. He did this so we would praise and glorify Him.” Ephesians 1:13-14
- God's first church started that very day with 3000 people believing in Jesus and being filled with the Holy Spirit.
- God is building His church.

## Actions for students to take:

- Students cut out and stick the pictures in the correct order.



- Students fill in how this would have made them feel.

The life of Jesus shows us how we should live. Everything Jesus did, we should do too. But Jesus knew it would be impossible for us to do this on our own and so He sent the Holy Spirit to help us.

Write a prayer thanking God for sending the Holy Spirit. Ask Him for how you need help to be more like Jesus.

---

---

---

---

---

---

---

---

**General Points to make students aware of:**

- When Jesus lived on earth there were many things that He did. He prayed, He trusted God, He taught others, He loved others and He even did miracles.
- Jesus did all these things because He loved God and He wanted others to know and love Him too.
- We are to live like Jesus did. We cannot do this on our own and so the Holy Spirit has been given to us to help us.
- Remember the Holy Spirit is given and He is given by God to help us. We can ask for the specific help we need and God is faithful to answer us.

**Actions for students to take:**

- Students write their own personal prayer.

Note the bottom of the page will be cut out from the lesson before.




## God builds His church

If you believe in Jesus and choose to follow Him then you are part of His church. And He has chosen you to help others know, love and believe in Him too. God promised many years before that He would send the Holy Spirit to help us do this.

**BUT YOU WILL RECEIVE POWER WHEN THE HOLY SPIRIT COMES UPON YOU AND YOU WILL BE MY WITNESSES TELLING PEOPLE ABOUT ME EVERYWHERE**

Fill the letters in the blocks to work out what Acts 1:8 says



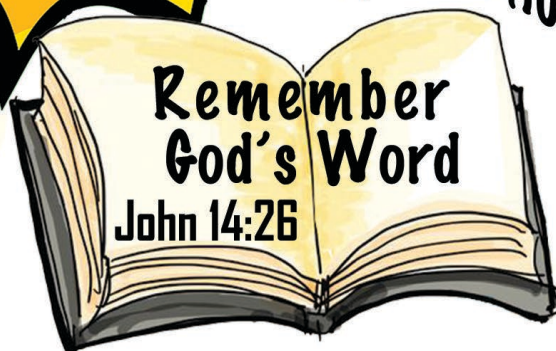
You will receive  
**POWER**  
from the  
**HOLY SPIRIT**



Help the  
church grow  
Acts 9:31



Perform miracles in  
Jesus' name  
1 Corinthians 12:9-10



## Teaching Media & Methods

- **Pictures:** Use the pictures *"Power from the Holy Spirit.pdf"* to discuss how the Holy Spirit helps us.
- Get the students to play a game of charades and see how many they can remember.

## General Points to make students aware of:

- The book of Acts starts just after the risen Jesus has spent forty days with His disciples teaching them about the Kingdom of God and now the time has come for Jesus to return to Heaven and send the Holy Spirit.
- His parting words to His disciples were "But you will receive power when the Holy Spirit comes upon you and you will be my witnesses telling people about me everywhere — in Jerusalem, throughout Judea, in Samaria, and to the ends of the earth." Acts 1:8. This is what the Book of Acts is about, Jesus continuing His work through His Holy Spirit in us.
- Listening to Jesus' instructions (Acts 1:4) the disciples stay in Jerusalem and on the day of Pentecost (an annual gathering of the Jews) they are filled with Holy Spirit just as He promised (Acts 2).
- The Holy Spirit helps us:
  - **REMEMBER GOD'S WORD**  
"But when the Father sends the Advocate as my representative—that is, the Holy Spirit—He will teach you everything and will remind you of everything I have told you." John 14:26
  - **PERFORM MIRACLES**  
"The same Spirit gives great faith to another, and to someone else the one Spirit gives the gift of healing. He gives one person the power to perform miracles, and another the ability to prophesy." 1 Corinthians 12:9-10
  - **BE GUIDED AND SENT OUT**  
"One day as these men were worshiping the Lord and fasting, the Holy Spirit said, 'Appoint Barnabas and Saul for the special work to which I have called them.' So after more fasting and prayer, the men laid their hands on them and sent them on their way. So Barnabas and Saul were sent out by the Holy Spirit." Acts 13:2-4
  - **HELP THE CHURCH GROW**  
"...And with the encouragement of the Holy Spirit, it also grew in numbers." ACTS 9:31

## Action for students to take:

- Students fill the letters in the blocks to work out what Acts 1:8 says.

B	U	T		Y	O	U		W	I	L	L		R	E	C	E	I	V	E
P	O	W	E	R		W	H	E	N		T	H	E		H	O	L	Y	
S	P	I	R	I	T		C	O	M	E	S		U	P	O	N			
	Y	O	U		A	N	D		Y	O	U		W	I	L	L		B	E
M	Y		W	I	T	N	E	S	S	E	S		T	E	L	L	I	N	G
			P	E	O	P	L	E		A	B	O	U	T		M	E		
					E	V	E	R	Y	W	H	E	R	E					

Peter and John saw a lame man begging at the temple gates. Peter said "I don't have any silver or gold for you. But I'll give you what I have. In the name of Jesus Christ, the Nazarene, get up and walk!" Acts 3:6

Then Peter helped the man up. He was instantly healed! He jumped up and went walking, leaping, and praising God into the Temple with them.

The people who saw this were amazed! Peter asked them "What is so surprising about this? And why stare at us as though we had made this man walk by our own power or godliness?" Acts 3:12. Peter then told them "Faith in Jesus' name has healed him before your very eyes." Acts 3:16.

Then he told them how Jesus had died and come alive again so they could have eternal life. 5000 people believed in Jesus! (Acts 4:4). But the council of Sadducees didn't want Peter and John to talk about the eternal life that Jesus gives us. So they had them arrested.

When the council questioned them, "Peter, filled with the Holy Spirit, said to them." Acts 4:8. "There is salvation in no one else! God has given no other name under Heaven by which we must be saved." Acts 4:12

The members of the council were amazed when they saw the boldness of Peter and John, for they could see that they were ordinary men with no special training in the Scriptures. They also recognized them as men who had been with Jesus. Acts 4:13

The council ordered them to stop telling others about Jesus but Peter and John replied, "Do you think God wants us to obey you rather than Him? We cannot stop telling about everything we have seen and heard." Acts 4:19-20

Use the Bible verses in the story to choose the correct answer:

The man was healed by (Acts 3:16)

- a) Peter and John's power
- b) The power of Jesus' name
- c) Vitamin C

When Peter told them about Jesus (Acts 4:4)

- a) 5000 people believed
- b) No one believed
- c) Some believed

Peter was filled with (Acts 4:8)

- a) Excitement
- b) The Holy Spirit
- c) Fear

When the council said stop telling others about Jesus (Acts 4:19-20)

- a) Peter and John did
- b) Peter and John laughed
- c) Peter and John said they couldn't

## Teaching Media & Methods

- **Video Clip:** Show the clip “*The Book of Acts in 3 Minutes*” *The Church At Brook Hills*, which gives a quick overview of the book of Acts. Here is the link to the clip <https://youtu.be/-2t2tXVzlsg?si=Rc7sojQARouPNcft>

## General Points to make students aware of:

- God’s church is not a building. Rather, it is the people who love, believe in and so choose to follow Jesus. When the first churches started people would meet in their homes or anywhere they could. We mostly meet in buildings and so we call the building church. But to God, His church is His people. When we say God is building His church we are saying that God helps more and more people know, love and follow Jesus too.
- On the day that the Holy Spirit was sent, Peter spoke to the people and 3000 people believed in Jesus.
- In the very next chapter, Acts 3, a man who was born lame (unable to walk) was healed. When Peter saw that everyone was amazed he made sure everyone knew the man was healed by “Faith in Jesus’ name”. It was **not** by their power but by Jesus’ power.
- Acts 3:12 says Peter saw his opportunity and addressed the crowd. Peter told them all about Jesus. How Jesus is the promised Saviour, how He died and came alive again and how believing in Him leads to forgiveness of sins and eternity in Heaven.
- On that day 5000 people came to believe in Jesus, not because of Peter and John but because God is building His church and He has sent the Holy Spirit to give us power to know what to do and say.
- The religious leaders arrested them as they did not like what they were saying. <sup>4</sup> But many of the people who heard their message believed it, so the number of men who believed now totalled about 5,000. Acts 4:4. God’s church is grown.
- Read Acts 4:8 to find out who is with Peter and John. “<sup>8</sup> Then Peter, filled with the **Holy Spirit**, said to them...”
- When Peter and John were questioned before the council they answered them so well. They told them Jesus is the only way to salvation (Acts 4:12) and that they could not stop telling people about Jesus. Acts 4:20. Even the council were amazed at these ordinary people having such boldness and they could see they had been with Jesus. Acts 4:13.

## Actions for students to take:

- Students read the story and use the Bible verses to choose the correct options.
  - The man was healed by **b) By the power of Jesus’ name.**
  - When Peter told them about Jesus **a) 5000 people believed.**
  - Peter was filled with **b) The Holy Spirit.**
  - When the council said stop telling others about Jesus **c) Peter and John said they could not.**

# POWER TO WITNESS in ...

JERUSALEM Acts 3-7

Peter & John were men

o --- ACTS 4:13

& when the council said STOP PREACHING!

They replied...

(Read Acts 4:20)

THE BELIEVERS

WHO WERE SCATTERED PREACHED THE

GOOD NEWS ABOUT JESUS

WHEREVER THEY WENT

ACTS 4:8

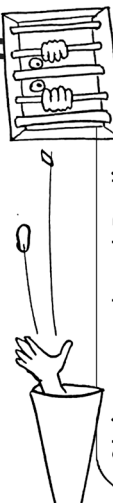
Read Acts 10:34-35 to help answer Milly's question:

THE JUDEA & SAMARIA Acts 8-12

HOLY SPIRIT SENDS THEM OUT Acts 13:4

& THE ENDS OF THE EARTH Acts 13-28

Use the pictures to cross out the troubles Paul faced to find the message he was teaching



Shipwrecked Believe

snake bite in stoned the

jailed Lord Jesus and

whipped you will

beaten be saved

Acts 16:31



But that's where the enemy lived. Does God want them to hear the GOOD NEWS too?

I, \_\_\_\_\_ (name) have received POWER to witness in ...

School name:

Suburb:

Country:



## Teaching Media & Methods

- **Video Clip:** Show the clip “*Be a Witness (Introducing the Bible)–Guided Workbooks*” which explains the verse “But you will receive power when the Holy Spirit comes upon you and you will be my witnesses telling people about me everywhere in Jerusalem, throughout Judea, in Samaria, and to the ends of the earth.” Acts 1:8. The link to the clip is <https://youtu.be/7pqMMZwf0p8?si=EgDMY57UPL8w77xD>

## General Points to make students aware of:

- **WITNESS INTO JERUSALEM: (Acts 3-7)**  
At Pentecost Peter taught that Jesus is the Promised Saviour as He met all the Old Testament promises and 3000 people believed! With the power of the Holy Spirit, men like Peter and John healed people, they taught people to stop sinning and believe that Jesus is the Messiah and the number of believers grew. This upset many of the religious leaders and eventually the persecution in Jerusalem became so bad they had to flee. But this was all part of Jesus’ original plan as “But the believers who were scattered preached the Good News about Jesus wherever they went.” Acts 8:4.
- **WITNESS INTO JUDEA AND SAMARIA (Acts 8-12)**
  - Philip preached in Samaria. These people were enemies with the Jews but because of the power of the Holy Spirit many people believed in Jesus. (Acts 8:4-8)
  - Paul (aka Saul), after hearing from Jesus, did a complete turn-around from killing Jewish believers to boldly teaching everyone that Jesus is God’s son, the Promised Saviour. (Acts 9)
  - Peter had a vision and God told him that the good news, that Jesus saves us, is not just for the Jews but for everyone! Peter preached to the Gentiles (non-Jews) and many believed in Jesus too. He was thrown in prison for doing so. The church prayed and God sent an angel to free Peter. (Acts 12)
  - Paul and Barnabas led a big church in Antioch and while they were worshipping and fasting the Holy Spirit told them to go on missionary journeys. (Acts 13)
- **WITNESS TO THE ENDS OF THE EARTH (Acts 13-28)** Paul, many times accompanied by others, travelled all over and with the power of the Holy Spirit he healed, taught and helped people come to believe in Jesus and nothing stopped him. He survived storms, snake bites, prison and many other attempts on his life. From prison the Holy Spirit still kept using him as he wrote much of the New Testament. The book of Acts ends with Paul under house arrest praying, teaching, worshipping and still being used by the Holy Spirit to witness to people everywhere!

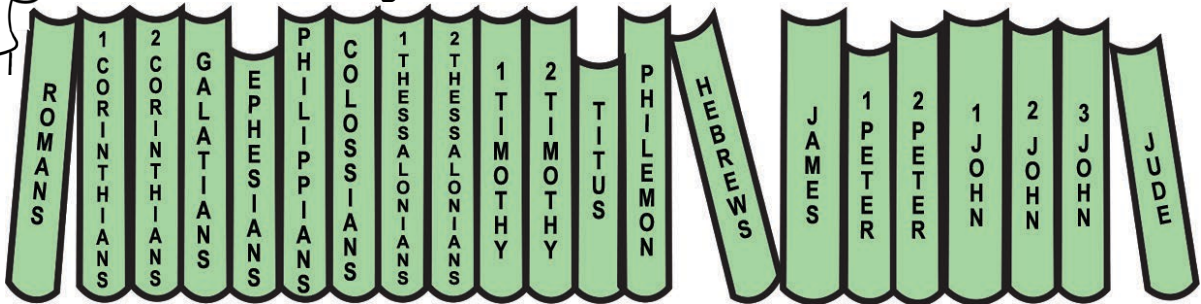
## Actions for students to take:

- Students complete the sentence “Peter and John were **ordinary** men...”
- Students complete their reply using Acts 4:20 “**We cannot stop telling about everything we have seen and heard**”.
- Students use Acts 10:34-35 to answer Milly’s question “**Yes, God doesn’t have favourites and He accepts those who fear Him and do what is right**”.
- Students use the pictures to cross out the troubles: (*shipwrecked; snake bite; stoned; jailed; whipped; beaten*) to reveal the verse “**Believe in the Lord Jesus and you will be saved**”.
- Students personalise the lesson taught by filling in their details.



## The Letters

How many letters were written to correct, guide and encourage others? \_\_\_\_\_



Fill in the ones missing in the box below.

Romans, \_\_\_\_\_, 2 Corinthians, Galatians,  
\_\_\_\_\_, Philipians, Colossians, 1 Thessalonians,  
2 Thessalonians, 1 Timothy, 2 Timothy, Titus, \_\_\_\_\_, Hebrews,  
\_\_\_\_\_, 1 Peter, 2 Peter, 1 John, 2 John, \_\_\_\_\_, Jude.

In one of the letters Paul says, "Now teach these truths to other trustworthy people who will be able to pass them on to others." 2 Timothy 2:2

Write the truths that you have learnt so far.  
Use your Bible if you need help.

Dear trustworthy \_\_\_\_\_  
These are the truths I have learnt... \_\_\_\_\_

Please pass these truths onto someone else.  
From trustworthy \_\_\_\_\_

## Teaching Methods & Media

- Students refer to the Bible as they count and fill in the letters missing.
- Allow students to share what has meant the most to them from what they have been learning about.

## General Points to make students aware of:

- The important message throughout the Bible is that we need to
  - Believe in Jesus
  - Tell others about Him
- We need to be sharing what we have learnt about Jesus with others so that they can know how to live like Jesus as well as be encouraged and corrected.


## Action for students to take:

- Students fill in "**21 letters**".
- Students fill in the missing letters "**1 Corinthians**"; "**Ephesians**"; "**Philemon**"; "**James**" and "**3 John**".
- Students fill in the truths they have learnt from the Bible which they can let another student in the class read.



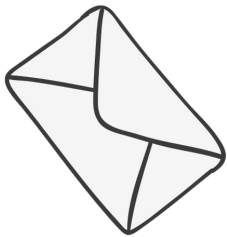
The letters are filled with encouragement as they teach us how to live.

Use your Bible to look up the verses and complete what these letters say.



1 Timothy 4:12

<sup>12</sup> Don't let anyone think less of you because you are \_\_\_\_\_. Be an example to all believers in what you \_\_\_\_\_, in the way you \_\_\_\_\_, in your love, your faith, and your purity.



Philippians 2:3-4

<sup>3</sup> Don't be selfish; don't try to impress \_\_\_\_\_. Be humble, thinking of \_\_\_\_\_ as better than yourselves. <sup>4</sup> Don't look out only for your own interests, but take an interest in \_\_\_\_\_, too.



Romans 8:28

<sup>28</sup> And we know that God causes everything to work together for the \_\_\_\_\_ of those who \_\_\_\_\_ God and are called according to His purpose for them.



1 Peter 5:7

<sup>7</sup> Give all your \_\_\_\_\_ and cares to God, for He cares about you.



## Teaching Media & Methods

- **Video Clip:** Students sing along to the books of the Bible song “*Learn the Books of the Bible "Gotta Know the Books" song by Shai*”. The clip can be found at <https://youtu.be/v3aRB1xMs5g?si=loPLlgFztxiTSZDH>
- Let the students practice using their Bible. Play games such as name a book and the students tell you if it is in the Old or New Testament, or name a book and see who can open the Bible the closest to that book without using the contents page.

## General Points to make students aware of:

- The letters were written to churches to encourage, correct and teach them how to live lives that please Jesus.
- These letters still apply to us today.
- The letters make up most of the New Testament.

## Actions for students to take:

- Students complete the verses.
- 1 Timothy 4:12 <sup>12</sup> Don't let anyone think less of you because you are **young**. Be an example to all believers in what you **say** in the way you **live**, in your love, your faith, and your purity.
- Philippians 2:3-4 <sup>3</sup> Don't be selfish; don't try to impress **others**. Be humble, thinking of **others** as better than yourselves. <sup>4</sup> Don't look out only for your own interests, but take an interest in **others** too.
- Romans 8:28 <sup>28</sup> And we know that God causes everything to work together for the **good** of those who **love** God and are called according to His purpose for them.
- 1 Peter 5:7 <sup>7</sup> Give all your **worries** and cares to God, for He cares about you.



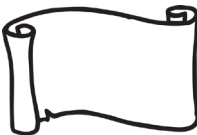
## Hearing and doing the Word

The book of James is a letter he wrote to people who believed in Jesus but where not doing what the Bible says. Let's see what we can learn from it.

James 1:19-27

<sup>19</sup> Understand this, my dear brothers and sisters: You must all be quick to listen, slow to speak, and slow to get angry. <sup>20</sup> Human anger does not produce the righteousness God desires. <sup>21</sup> So get rid of all the filth and evil in your lives, and humbly accept **the word God has planted in your hearts**, for it has the power to save your souls. <sup>22</sup> But don't just listen to God's word. You must do what it says. Otherwise, you are only fooling yourselves. <sup>23</sup> For if you listen to the word and don't obey, it is like glancing at your face in a mirror. <sup>24</sup> You see yourself, walk away, and forget what you look like.

<sup>25</sup> But if you look carefully into the **perfect law** that sets you free, and if you do what it says and don't forget what you heard, then God will bless you for doing it. <sup>26</sup> If you claim to be religious but don't control your tongue, you are fooling yourself, and your religion is worthless. <sup>27</sup> Pure and genuine religion in the sight of God the Father means caring for orphans and widows in their distress and refusing to let the world corrupt you.

 The **perfect** or **royal law** that James mentions in verse 25 is talking about the Gospel message or the Good News. It is the freedom from sin that we receive when we believe Jesus died and rose for the forgiveness of our sins.



As believers of this Good News, what has God planted in our hearts? (Verse 21) \_\_\_\_\_.

## Teaching Media & Methods

- **Video Clip:** Show the clip “*Listen and Obey (Introducing the Bible) – Guided Workbooks*”. This skit demonstrates the difference between hearing, listening and obeying. Here’s the link to the clip  
<https://youtu.be/gJv3cSVujM0?si=diMtOkzwo8RtBEKI>

## General Points to make students aware of:

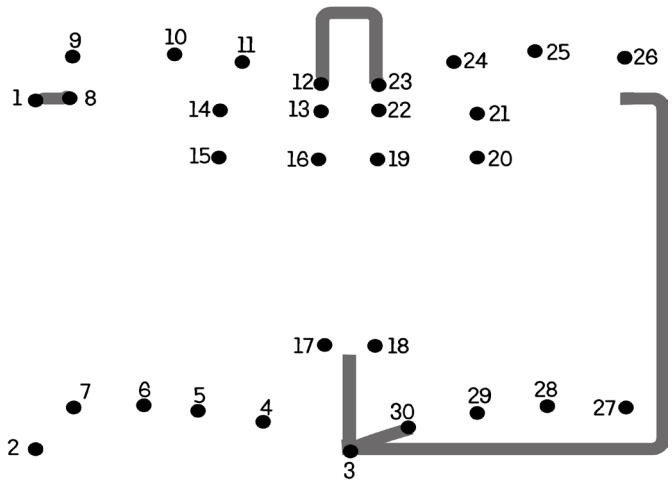
- James is writing to believers who have already accepted Jesus as their Saviour.
- He is pointing out to them that if they call themselves believers then they are to follow Jesus’ example and obey God’s Word.
- He is telling them (and us) what our lives should look like, things we should and should not be doing.
- As in the video we watched, the girl heard the instruction but did not follow it. We can do the same in our lives as Christians; hearing all the instructions given to us by God but choosing not to obey them.
- Choosing not to do what God tells us to do is sin.
- We can be thankful that God is a forgiving God, but we still need to do everything we can to obey God’s Word.

## Actions for students to take:











- Students read the passage from James.
- Students fill in “**The Word**”.



Because we have the Word planted in our hearts there are many actions that these verses tell us to do.



Use the "to do"  pictures to help fill in the things you should do.



---

---

---

---

---

---

---

---

If you have ever looked in the mirror you will know that your hair is \_\_\_\_\_, your eyes are \_\_\_\_\_ your nose is \_\_\_\_\_ and your teeth are \_\_\_\_\_.

James 1:22-24 teaches us that if we are not doing what God has planted in our hearts it is as foolish as looking in the mirror and forgetting what you look like when you walk away.

## Teaching Media & Methods

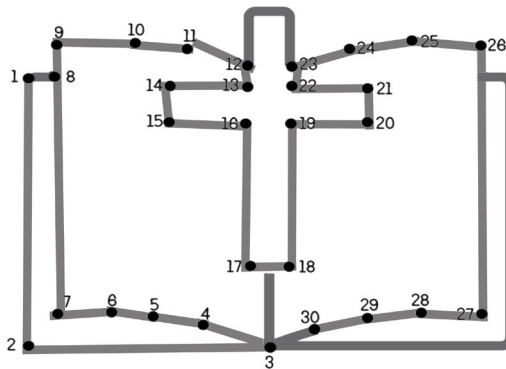
- **Video Clip:** Use a mirror to demonstrate what James 1:22-24 is teaching us. Show the students the clip *"Hearing and Doing the Word (Introducing the Bible) – Guided Workbook"* The clip can be found at <https://youtu.be/3vLkACsZCm8?si=p87dKjisQf4oPKDg>

## General Points to make students aware of:

- James is talking to people who already believe in Jesus. If you have accepted that Jesus died and rose again for your sins, then He is your Saviour, and this letter is meant for you too.
- This "to do" list that James gives us helps us to live lives that are pleasing to God.

## Actions for students to take:

- Students complete the dot-to-dot activity.



- Students use the passage of scripture from James to make a list of all the things James tells us to do:
  - Get rid of all filth and evil in our lives
  - Humbly accept the word God has planted in our hearts
  - Don't just listen to God's Word
  - Do what it says
  - Don't forget what you have heard
  - Control your tongue
  - Care for the widows and orphans (or those in need)
  - Refuse to let the world corrupt you
- Students fill in the details of their appearances.

## The power of the tongue

James 3:1-12

Dear brothers and sisters, not many of you should become teachers in the church, for we who teach will be judged more strictly. <sup>2</sup> Indeed, we all make many mistakes. For if we could control our tongues, we would be perfect and could also control ourselves in every other way.

<sup>3</sup> We can make a **large** horse go wherever we want by means of a **small** bit in its mouth. <sup>4</sup> And a **small** rudder makes a **huge** ship turn wherever the pilot chooses to go, even though the winds are strong. <sup>5</sup> In the same way, the tongue is a **small** thing that makes **grand** speeches.

But a **tiny** spark can set a **great** forest on fire. <sup>6</sup> And among all the parts of the body, the tongue is a flame of fire. It is a whole world of wickedness, corrupting your entire body. It can set your whole life on fire, for it is set on fire by hell itself.

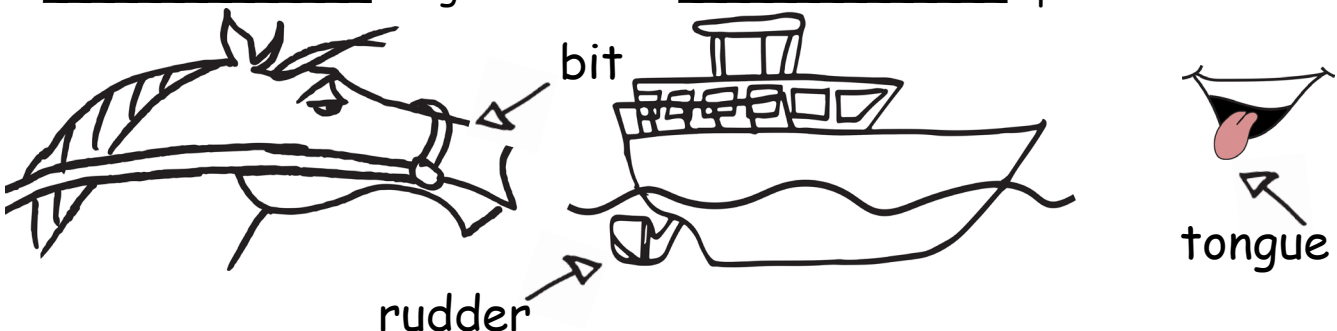
<sup>7</sup> People can tame all kinds of animals, birds, reptiles, and fish, <sup>8</sup> but no one can tame the tongue. It is restless and evil, full of deadly poison. <sup>9</sup> Sometimes it praises our Lord and Father, and sometimes it curses those who have been made in the image of God. <sup>10</sup> And so blessing and cursing come pouring out of the same mouth. Surely, my brothers and sisters, this is not right! <sup>11</sup> Does a spring of water bubble out with both fresh water and bitter water? <sup>12</sup> Does a fig tree produce olives, or a grapevine produce figs? No, and you can't draw fresh water from a salty spring.

Read the passage to complete the sentences by adding in either "BIG" or "small" to make them true.

A \_\_\_\_\_ bit can **direct** a \_\_\_\_\_ horse.

A \_\_\_\_\_ rudder can be used to **turn** a \_\_\_\_\_ ship, even in strong winds.

A \_\_\_\_\_ tongue can make \_\_\_\_\_ speeches



James 3:3-5 is teaching us that something **SMALL** can make a **BIG** impact.

In the same ways our tongues can be used to do good things that make a **BIG** difference. The things we say can help **direct** people towards loving God and **turn** them away from things that do not please Him.



## Teaching Media & Methods

- **Pictures:** Use the pictures of the bit and rudder, "*The power of the tongue verses.pdf*", to demonstrate how powerful the Bible says our tongues can be.

## General Points to make students aware of:


- James is teaching us that our small tongues (the words that come out of our mouths) have the power to make a big impact.
- Although a bit is so small you can control a horse with it and a small rudder can steer a massive ship even in strong winds. These examples demonstrate that something small can control something. In the same way our tongues can lead a conversation in a good or in a bad way.
- We can choose to use our words to direct people to Jesus and turn them away from the things that don't please Him.
- We should control the words that come out of our mouths.
- Our words should be pleasing to God and bring Him glory.

## Actions for students to take:

- Students fill in the words big and small.  
A small bit can direct a big horse.  
A small rudder can be used to turn a big ship, even in strong winds.  
A small tongue can make big speeches.

Read James 3:5 and complete the verse.

Unfortunately, our small tongue can also make a BIG mess! Just like a \_\_\_\_\_ spark can start a \_\_\_\_\_ forest fire.



The tongue is even compared to poison and a wild animal that cannot be tamed.




Even though our tongue is so small it has the power to do good and to do evil.



The letter of James warns us that we cannot use the same tongue to P\_\_\_\_\_ God and to C\_\_\_\_\_ others. Read James 3:9



Cross out all the words that do NOT belong



It is important to remember that our tongues have the power to lead any conversation we are in. Let's use them to show people how much we love Jesus and to bring them closer to loving Him too.

## Teaching Media & Methods


- Allow the students to come up with the worst sandwich combinations they can think of. E.g. Sardines and condensed milk; chocolate spread and pickles; jam and tuna. In the same way blessing and cursing do not go together and should not be done by the same mouth.

## General Points to make students aware of:

- The letter explains that even a small spark can cause a big forest fire. The verse is making us aware that when we say something it can have a much bigger impact than we may realise or even intend.
- Comparing the tongue to a wild animal and poison shows that it can be very dangerous and cause harm.
- What we say can hurt others, cause arguments, cause confusion and hurt. It is for this reason that we need to be careful of what we say.
- The letter of James teaches us that as Christians we should only have words of blessing and should not curse others. We should use our words to praise God and tell others about Jesus.

## Actions for students to take:

- Students fill in “tiny” and “great”.
- Students fill in “praise” and “curse”.
- Students cross out all the things that we should not be saying.



## Revelation

AΩ

Who is & was & is to come

The last book of the Bible is the **GRAND FINALE**.



Help Max crack the code to find out the name of the last book of the Bible:

T:	R:	C:	L:	X:	I:	Q:	O:	G:	B:
!	@	#	\$	%	^	&	*	+	-
V:	D:	E:	P:	N:	Z:	A:	J:	K:	S:
☺	£	∞	¥	©	μ	✕	÷	§	☼

@	∞	☺	∞	\$	✕	!	^	*	©

Complete the verse Revelation 1:8

“I am the Alpha and Omega – the beginning and the end” says the Lord God


---



---

A

God doesn't depend on anything to exist. **Genesis** tells us that God, Jesus and Holy Spirit were there even before creation. There has never been a time without Them.



Ω

Nothing can come against God. He is the most powerful of all. **Revelation** tells us that God, Jesus and the Holy Spirit will create a new Heaven and Earth reminding us that there will never be a time without Them.

## Teaching Media & Methods

- Students use the picture code to work out the book being discussed. Just like we had to use pictures to work out “REVELATION” the book of Revelation is also like a code of pictures we have to try and work out. Although it can be confusing at times one message is definitely clear. Jesus will return and those who believe in Him will share in His victory in Heaven!

## General Points to make students aware of:

- John was shown pictures of what the future would look like, these are known as prophecies, and he was told by Jesus to write them all down (Revelation 1:19). And so we have the book of Revelation.
- There were over 300 prophecies about Jesus before He was born and every single one of them came true. Right from where He would be born, who His relatives would be, that they would sell His clothes on the day that He was killed on the cross and so many more. We can trust what God says as He always keep His promise and so we know that the prophecies in Revelation **will** happen.
- Often with prophecy (God’s promise about the future) we don’t know for sure what it means until it actually happens. And so through prayer we can ask God to help us understand or interpret what the prophecy means. That is why you may hear people in church saying things like “it looks like” or “we think God is saying”.
- The book of Revelation gives believers hope for the future by promising Jesus’ victory over evil, God making a new Heaven and Earth with a place made especially for us!
- Revelation reminds us over and over again the God is the Alpha and Omega. Just like Genesis tells us God, Jesus and the Holy Spirit existed even before creation, Revelation tells us that They will exist forever!

## Action for students to take:

- Students work out the code and fill in “**Revelation**”.


@	∞	☺	∞	\$	⌘	!	^	*	©
R	E	V	E	L	A	T	I	O	N

- Students complete the verse Revelation 1:8 “I am the Alpha and Omega – the beginning and the end” says the Lord God. **“I am the one who is, who always was, and who is still to come – the Almighty one.”**



Use the Bible verses provided to complete the activities below.

Heaven is a very beautiful city where the streets are made of \_\_\_\_\_.



There is a clear & sparkling /murky & polluted river in the city and on each side of it grows trees that look like this all-year round... (Revelation 22:1)

(Cross out the incorrect words and circle correct tree)



How beautiful the foundations must look as they are compared to sparkling green, red, blue, purple and yellow precious stones. (Revelation 21:19-20)



(Colour the foundation stones)



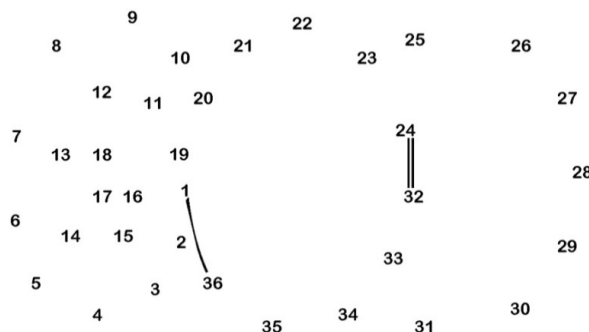
The city of Heaven has  $6+2+4=$  \_\_\_\_\_ gates and each is compared to a \_\_\_\_\_.

(Revelation 21:21)

There is no more death,  
 \_\_\_\_\_ (rowsor), crying or  
 \_\_\_\_\_ (apin). All these things are  
 gone forever! (Revelation 21:4)

There is only JOY!

(Revelation 21:23) It is never dark in Heaven because



is light and on His right hand side Jesus sits on His throne. And most importantly there is a book there with \_\_\_\_\_ in it.

(Revelation 21:27) your name

## Teaching Media & Methods

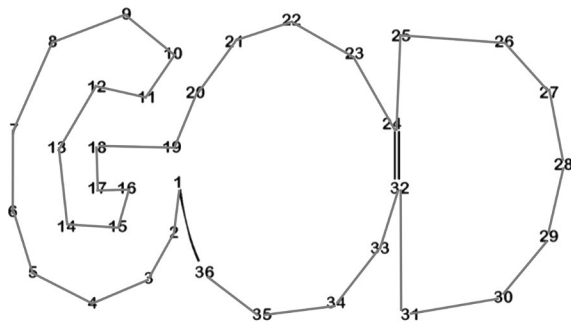
- Students take turns to read Revelation 21-22:6 out loud.

### General Points to make students aware of:


- Remember when John is writing about Heaven he is explaining what he has seen. The gates may or may not be made of pearls, but to John that is what they looked like. Revelation 21 is not necessarily a literal/exact picture of Heaven. The jewels and imagery are his efforts to describe something so beautiful beyond words.
- Heaven is an amazing place, beautiful and beyond words and where we will live with God always. Scripture teaches of a new Heaven AND Earth so this will become our home. Similar to now in ways, but perfect and beautiful as God designed it to be.

### Action for students to take:

- Once reading Revelation 21-22 students complete the activity page to reveal what Heaven will be like.
- Students fill in the streets are made of "**gold**".
- Students cross out "**murky & polluted**".
- Students circle the tree with lots of fruit.
- Students colour in the stones.
- Students do the sum and get an answer of "**12 gates**" and fill in the world "**pearl**".
- Students unscramble the letters to get the words "**sorrow**" and "**pain**".
- Students complete the dot-to-dot.




- Students complete the sentence by filling in their own name.



Prepare for questions that students may have about Heaven. It's good to take time to research answers even if it means getting back to them at the following lesson. The best place to search for the answer is in the Bible itself. E.g. How can I be sure that I will see Heaven? (*John 3:16 believe and you will have eternal life*)

The Bible is given to you by God. He wants you to read it so you can know that He loves you and so that you can get to know Him more. Use this page to remind yourself of all the things you have loved learning about from the Bible.



Why not share what you have learnt with someone else.