



Lessons to give your children  
an overview of the  
**Old Testament**

# Introducing the Old Testament



# **Introducing the Old Testament**

## **Contents:**

Letter to the leaders .....	3
Lesson 1: An overview of the Old Testament .....	4
Lesson 2: God's plans stand firm forever (Genesis) .....	9
Lesson 3: God sets us free (Exodus) .....	14
Lesson 4: Laws from God (Leviticus to Deuteronomy) .....	19
Lesson 5: The only perfect King (Joshua to Esther) .....	24
Lesson 6: Living a life of worship (Job to Songs) .....	29
Lesson 7: Prophets bring warning from God (Isaiah to Malachi) .....	35
Lesson 8: Prophecies of Jesus (Isaiah to Malachi) .....	40
Lesson 9: God's Kingdom lasts forever (Daniel) .....	46
Lesson 10: Can you see Jesus? (Old Testament Summary) .....	51

## **Introducing the Old Testament**

© Cornerstone Church Johannesburg  
Revised 2025

This curriculum, including its media pack are licensed under a Creative Commons Attribution-Non Commercial-Share Alike 3.0 Unported License. This means that this work may be copied and distributed freely as long as the work is credited to Cornerstone Church and that the work is never sold in any way or form. This work cannot be used for commercial purposes.

See the details of this Creative Commons license at  
<http://creativecommons.org/licenses/by-nc-sa/3.0/>

Scripture references are taken from:

*Holy Bible*, New Living Translation, copyright © 1996, 2004, 2015 by Tyndale House Foundation. All rights reserved.

HOLY BIBLE, NEW INTERNATIONAL VERSION®. NIV®. Copyright © 1973, 1978, 1984 by International Bible Society. Used by permission of Zondervan. All rights reserved worldwide.

The Holy Bible, English Standard Version® (ESV®) © 2001 by Crossway, a publishing ministry of Good News Publishers. All rights reserved.

All artwork is created in house or found on one of the following free image websites:

<https://www.freebibleimages.org/>

<https://www.freepik.com/> Copyright © 2010-2023 Freepik Company S.L.

All rights reserved.



## Letter to the leaders

The Bible is an incredible book because there is none other like it. What makes it so special is that it is God's message to us.


2 Timothy 3:16 All Scripture is inspired by God and is useful to teach us what is true and to make us realise what is wrong in our lives. It corrects us when we are wrong and teaches us to do what is right.

As leaders, it's important for us to not only study the Bible but to help others, especially the next generation, discover its truth. By helping children read and explore the Bible for themselves, we're equipping them with a tool they can carry for life.

The Old Testament may feel daunting at first because it's filled with laws, genealogies, history of the Israelite nation and stories from thousands of years ago. But every page reveals something about God's character, His Kingdom, His promises, His love for us and His plan for our Salvation through Jesus.

In this series, we'll explore the main sections of the Old Testament, from creation to the prophets, and discover how they all point to Jesus.

### OVERVIEW OF THE OLD TESTAMENT



Each week you will refer to the section of the Bible we will be teaching on, as you build up the picture as shown above. This is a simple way to help a child know where to start if they are looking for something in particular. E.g. Where to find out about the kings or where to find the prophecies about Jesus.

While it is important for us to help our children see the overall story of the Bible our main aim is to always help them develop a relationship with God through His Word. Please encourage your children to bring their Bibles and provide them extra time to find and read verses themselves.



# Lesson 1: An overview of the Old Testament

## Main focus for the lesson:

- The importance of reading the Bible.
- How to read the Bible.
- Overview of the Old Testament.

## 1) Memory Verse

- 2 Timothy 3:16

***“All Scripture is inspired by God and is useful to teach us what is true and to make us realise what is wrong in our lives. It corrects us when we are wrong and teaches us to do what is right.”***

## Idea to teach the memory verse.

Read the verse from the Bible. Explain that **every** word in the Bible was God's idea and message to us. Randomly open up any page and ask “Is this page inspired by God”. Each time the children will reply by saying the verse.

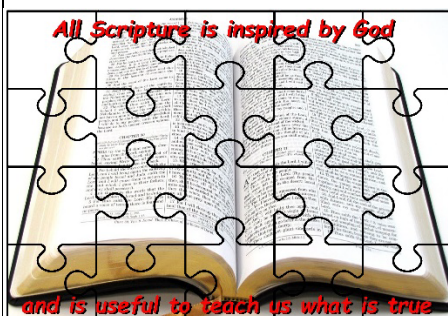
Have the children do the following actions to help them remember it.

Verse:	Action:
All Scripture	Arms make a big circle
is inspired by God	Point upwards
and is useful to teach us what is true	Thumbs up and hop to the right
and to make us realise what is wrong in our lives.	Hands on head and jump to the left
It corrects us	Jump to the right
when we are wrong and	Jump to the left
teaches us to do what is right.	Jump to the right


## 2) Hands on

See this in action: <https://youtu.be/qMT2qWbmkZg?si=vSSy3SUq4jUBxmxD>

Did you know the Bible is like God speaking to us? It's His special message for us. In 2 Timothy 3:16, the Bible says that all Scripture is inspired by God and helps teach us what is true. If the Bible is God's message and it shows us how to live, shouldn't we read it? And shouldn't we obey it? Of course we should!



Let's imagine the Bible is like a puzzle. The whole puzzle represents everything God has said to us. If we take one piece out, is it still complete? No, it's not. What if we add a piece that doesn't belong, even if it looks nice? It won't fit, right? That's like trying to add or remove parts of the Bible. God warns us in Deuteronomy and Revelation not to





change His message. Even small changes can alter the truth of what He's telling us.

For example, John 3:36 says, *"Whoever believes in the Son of God has eternal life."* But what happens if we change one word?

"Whoever  
believes in  
the Son  
has eternal life"  
John 3:36

"Whoever  
pays  
the Son  
has eternal life"  
John 3:36

"Whoever  
talks to  
the Son  
has eternal life"  
John 3:36

"Whoever  
works hard for  
the Son  
has eternal life"  
John 3:36

Can you see how changing just one word changes the meaning? God's message is clear: only believing in Jesus gives us eternal life. It's important not to add or take away from what God says.

Here's another example. Psalm 14:1 says, *"There is no God."* Wait, why would the Bible say that? If we read the whole verse, it actually says, *"Only fools say in their hearts, 'There is no God.'"*

"There is no God."

Psalm 14:1

Only fools say  
in their hearts,  
"There is no God."  
They are corrupt, and  
their actions are evil; not  
one of them does good!

Psalm 14:1

See how important it is to read everything in context? That means understanding when something was said, who said it, why they said it, and who they were talking to. This helps us understand what God wants us to know.

Reading the Bible is like having a personal conversation with God. It's how we hear everything He wants to say to us. So why not take some time to listen? God has so much to share with you!

### 3) Bible Story + Lesson

#### What you will need:

- Quiz cards (*Ask each question, explain each answer and then ask the questions again at the end to see if they can remember the answers.*)
- Bibles for the children to use



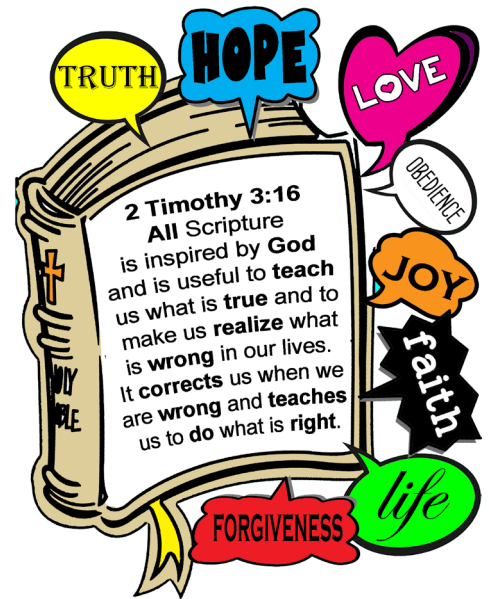
Why is the Bible so important?	What other names do people give to the Bible?
It is God's message to us!	Word: the Scriptures; God's word: the Gospel or the Good News.
What languages was the Bible first written in?	How many books make up the Bible?
Greek, Aramaic and Hebrew	66 books that make up one continuous story
How do we look up a verse, like John 3:16 in the Bible?	What lessons and stories can we learn in the Old Testament?
1) Find the Book 2) Find the chapter 3) Find the verse	Creation, laws, the history of God's people, poems, songs, warnings and messages from prophets.



**Why is the Bible so important?**

**It is God's message to us!**

The Bible is a very important and special book. It's not the pages or the smart front cover that makes it special. What makes it so important is what it says and that this message is from God to us.



God used forty different people over a period of 1500 years to write the Bible. These people were all different. Some were kings, others fishermen, or priests, and even doctors. God inspired each word they wrote to give us this one complete book. (2 Timothy 3:16)

**What other names do people give to the Bible?**

**Word; the Scriptures; God's word; the Gospel or the Good News.**

The Bible is sometimes also referred to as *the Word*; *the Scriptures*; *God's word*; *the Gospel* or *the Good News*.

The Bible was originally written in three different languages namely Greek, Aramaic and Hebrew. Different people then translated them into English so we could read and understand them too. These English translations are given different names like NLT; NIV; NKJV; ESV.

**What languages was the Bible first written in?**

**Greek, Aramaic and Hebrew**

**How many books make up the Bible?**

**66 books that make up one continuous story**

Although the Bible is 66 books made into one book, it is one continuous story from the beginning of time right through to the end of time. It is God's perfect, true story.



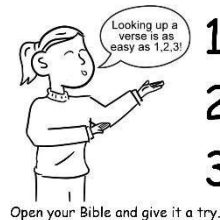
**How do we look up a verse, like John 3:16 in the Bible?**

- 1) Find the Book**
- 2) Find the chapter**
- 3) Find the verse**

*Help the children practice looking up this verse.*

book    verse  
**John 3:16**  
chapter

The book is: \_\_\_\_\_  
The chapter is: \_\_\_\_\_  
The verse is: \_\_\_\_\_




- 1** Find the book in the contents page and turn to that page number
- 2** Find the chapter by looking at the BIG numbers
- 3** Find the verse by looking at the small numbers

**What lessons and stories can we learn in the Old Testament?**

**Creation, laws, the history of God's people, poems, songs, warnings and messages from prophets.**

The Old Testament can be summarised as follows:



### ○ CREATION AND THE LAW

The first book, Genesis, starts with God, Jesus and the Holy Spirit creating the world. Right from the start people disobey God but He comes to their rescue by making a promise to send a Saviour. God gives His people, the Israelites, laws they must follow so that they can be forgiven of their sins. This promise to be forgiven is known as the First Covenant.

### ○ HISTORY

In these books, you will find all the history of God's chosen nation, Israel. Repeatedly through all twelve books, you see the pattern of people continuously disobeying God and how He keeps on helping them and pleading with them to stop sinning.

### ○ POETRY

These five books are poems and songs of worship to God. They describe how people felt about God and how important He was to them. They also tell us of God's promises to save His people and give us advice about life.

### ○ MAJOR PROPHETS

These men brought a strong warning from God to tell His chosen nation to stop sinning and follow Him. Their message from God also pointed to the Saviour who God would send. They are called the major prophets because the books are longer.

### ○ MINOR PROPHETS

Again God sent messages of warning through the minor prophets and messages of exactly what the Saviour would be like. It names all the criteria that Jesus needed to, and did, meet. They are called the minor prophets because the books are shorter.




#### 4) Review Questions:

a) Use the Bible quiz cards as review questions.


## 5) Craft

### Option 1: Old Testament Bookmark




### Option 2: Make a match (Old Testament)

## OVERVIEW OF THE OLD TESTAMENT



## MAKE A MATCH

Use the overview of the Old Testament to match the picture





## Lesson 2: God's plans stand firm forever (Genesis)

### Main focus for the lesson:

- God's plans do not change.
- God had a plan to save us from the moment sin entered the world.

### 1) Memory Verse

- Psalm 33:11

***"But the Lord's plans stand firm forever; His intentions can never be shaken."***

### Idea to teach the memory verse.

#### What you will need:

- Music

#### How to play:

- Have the children run around and dance to some worship music.
- When the music stops they must freeze.
- Leaders go around and try to nudge the children to see if they are steady and if they can be shaken.
- Before the music plays again, have the children repeat "But the Lord's plans stand firm forever; His intentions can never be shaken" Psalm 33:11.
- Continue playing the game until the children know the verse.

### 2) Hands On

#### What you will need:

- Simple puzzle. The box must have the picture of the puzzle on it.

Leader 1	I'm trying to build this puzzle but I have no idea how to start or which pieces go together.
Leader 2	Why don't you just look at the box?
Leader 1	Why would I do that?
Leader 2	Because there is a picture on the box.
Leader 1	But what if the picture changes?
Leader 2	(Laughs) The picture won't change because the person who made the puzzle put a picture of what they planned it to look like. The plan can't be changed. Let's build it together. (Build the puzzle quickly)
Leader 1	Oh wow! (Show the built puzzle) It is the same as planned.



Leader 2

Just like the puzzle maker gives us a picture to follow when we're building a puzzle, God has given us the Bible to tell us about His plans for us.

Psalms 33:11 says that His plan stands firm forever and His intentions will not be shaken. When we read the Bible we can find peace in knowing that God has planned for us to be close to Him and part of His Kingdom. And His plan will never change!

### 3) Bible Story + Lesson

#### What you will need:

- Pictures
- Paper doll chain

The Greek word for "beginning" is Genesis.

Turn to the beginning of the Bible. What is the name of the first book? *Genesis*.


Now read the very first sentence. What does the sentence start with?

In the beginning God created the heavens and the earth. Genesis 1:1

The book of Genesis tells us about the beginning of everything. Everything except God, Jesus and the Holy Spirit - as they **were always** there and they **will always** be.

Let's have a look at some of the beginnings and firsts in the book of Genesis as we learn about God's plans that will stand forever.


#### ***The beginning of Creation (Genesis 1 -1:25)***



In the book of Genesis, we can read about God's plan to make everything! Can you think of some things God created? *(Allow the children to respond and draw these onto the picture.)* And when God was done with His plan, He saw that it was good.


#### ***The beginning of People (Genesis 1:26 and Genesis 2:25)***

What is your favourite creation that God made? Do you know what God's favourite creation is? *(Allow the children to respond)*






God's favourite creation is humans? God said, "Let **Us** make humans in **Our** image." Genesis 1:26.



*(Stick Adam and Eve onto the landscape picture.)*

God loved people so much that His plan was for us to be like Him. God took time to make us as He took the dust and breathed life into us. God's plan was for us to live closely with Him. Again God looked at His plan and saw that it was good.


### ***The first sin (Genesis 3:1-7)***



Everything was perfect, and Adam and Eve were close to God. But then, they gave into Satan's temptation and disobeyed God. Because of this, they couldn't be close to God anymore.

*(Move Adam and Eve out of the landscape.)* This was the very first sin but it was not the last. All people would sin and all people would be separated from God.


### ***The first promise (Genesis 3:8-24)***



But remember our verse. "But the Lord's plans stand firm forever; His intentions can never be shaken." Psalm 33:11

People **would** have a close relationship with Him! God immediately promised that He would send a Saviour who would take away our sin and restore our relationship with Him.

### ***The beginning of God's Great Nation (Genesis 12-50)***



And so God began the great nation of Israel. The Saviour would come from this family. *(Unfold the paper dolls as you mention each name.)*



First from Abraham and then Isaac and then Jacob, and then Judah and then hundreds of years later David and then hundreds of years later came Joseph and Mary and they had Jesus. God had kept His promise to send a saviour. Jesus died on the cross and came alive again three days later. This meant there could be a new beginning for us too. We could now be saved from our sins and have eternal life with God because of Jesus.

As you read the book of Genesis you will see how God's good plans stand forever. How exciting is it to know that you are part of God's plan too. From the very beginning God had you in mind. He wants you to be in a close relationship with Him and He sent His son Jesus so you can. Thank you God for your great plans that last forever!



#### 4) Review Questions

- What firsts can you remember from the Book of Genesis? (*Creation, people, sin, God's promises, the Nation of Israel*)
- How long do God's plans last? (*"But the Lord's plans stand firm forever; His intentions can never be shaken." Psalm 33:11*)
- What is God's plan for us to have a close relationship with Him? (*He sent His son Jesus who would pay the price for our sin and save us from our sin.*)

#### 5) Crafts

##### Option 1: Genesis – In the beginning

The word Genesis means "In the beginning". Cut and fold the craft to show them that in the beginning God created everything and made a plan to save us.



Cut along the solid lines.

Stick the boxes back to back.

Fold along the dotted lines.

Slip the two halves of the world together



## Option 2: Jesus and me

Jesus' plan is for you to be with Him!

*Draw yourself standing with Jesus. Add in all the creation He has made.*



Psalm 33:11 The Lord's plans stand firm forever.



## Lesson 3: God sets us free (Exodus)

<p><b>Main focus for the lesson:</b></p> <ul style="list-style-type: none"><li>● God freed the Israelites from slavery by the blood of the lamb.</li><li>● God freed us from sin through Jesus.</li></ul>
---

- |   |
|---|
| <p><b>Main focus for the lesson:</b></p> <ul style="list-style-type: none"><li>● God freed the Israelites from slavery by the blood of the lamb.</li><li>● God freed us from sin through Jesus.</li></ul> |
|---|

## 1) Memory Verse


- John 1:29

***“The next day John saw Jesus coming toward him and said, “Look! The Lamb of God who takes away the sin of the world!””***

**Idea to teach the memory verse.**

### What you will need:

- I-spy picture



Let children have a turn to find the picture of Jesus on the cross. When they do, everybody says the verse.

*The children will learn in the Bible lesson how God used the blood of the lamb to save the Israelites from the last plague of death and through this they were set free from slavery in Egypt. In the same way Jesus has saved us from the punishment of death and has set us free from our sins.*

## 2) Hands On

### What you will need:

- Long glass with water
- Laminated paper the same size as the glass. Black on the one side and red on the other.
- Piece of cloth/material that is not see-through

Use the link to see this in action on the Cornerstone Kids YouTube channel.

<https://youtu.be/hiyRLKNsFmA?si=d1NbJU88duFAbF-m> God sets us Free -  
(Object lessons) - Leader Resources

*NB: You will need to prepare the laminated sheet and glass ahead of time so that the sheet fits into the glass snugly and does not float or crumple. Make sure to practice doing this a few times before demonstrating it in front of children.*



***Please do not tell the children that this is a “magic trick”. If the children are curious as to how you did this trick, you may reveal to them that it was only you using the material to cover up the piece of laminated paper inside the glass.***

*Start with the laminated sheet inside the glass of water with the black side facing the children. This glass represents you and me. The Bible says we have all done things, said things and even thought things that God does not like. These things are called sin. And sin separates us from God.*

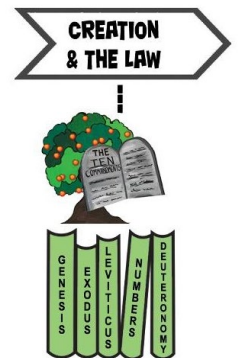
*Now place the cloth over the glass and turn the glass around so that when you remove the cloth the red side is now facing the children. But God doesn't want us to stay that way and so He sent His Son Jesus. Jesus took on our punishment for the sins we have done and He died on the cross even though He had never sinned.*

*Again place the cloth over the glass, carefully grab the piece of laminated paper between the cloth and slip it out without the children seeing. The glass of water should now be clear. When Jesus takes away our sin, we are forgiven and made righteous in God's eyes! Nothing we do for ourselves can take away our sins, Jesus is the only One who can.*

### 3) Bible Story + Lesson

#### What you will need:

- Four cards. On the one side will be the Israelites' story and on the other will be ours.



#### Card #1: Slaves in Egypt

The Egyptians made the Israelite people their slaves.



They needed someone to rescue them.

The Egyptians made the Israelite people slaves. The kings, or pharaohs, treated them very badly and forced them to do everything they said. They had to work very hard, they were whipped and beaten, they could not worship God like they needed to and their lives were often threatened. Life was really difficult for them. They needed someone to rescue them, they needed a saviour. So they cried out to God.

<sup>23</sup> Years passed, and the king of Egypt died.

But the Israelites continued to groan under their burden of slavery. They cried out for help, and their cry rose up to God. <sup>24</sup> God heard their groaning, and He remembered His covenant promise to Abraham, Isaac, and Jacob. <sup>25</sup> He looked down on the people of Israel and knew it was time to act. Exodus 2:23-25



## Card #2: Judgement

God brought judgement over Egypt.



God heard their cries and He sent plagues on the land of Egypt to prove that He is the one and only true God. He turned the water to blood, He sent frogs, lice, and then flies. He made livestock die, He sent boils and sickness, hail, locusts and darkness. But the tenth and final plague that God sent was the toughest. God was going to kill all the first born sons in every family to bring His judgement. But God provided a way for the people to be protected from this plague.

## Card #3: The blood of the lamb

God told the Israelites to paint the blood of a perfect lamb on their doors.



God told the Israelites to take the blood of a perfect lamb or goat and put it around their doorposts. God said, "The blood on your doorposts will serve as a sign, marking the houses where you are staying. When I see the blood, I will pass over you. This plague of death will not touch you when I strike the land of Egypt" (Exodus 12:13).

## Card # 4: Remembered and Celebrated

Every year the Israelites remembered how God saved them.



Year after year the nation of Israel remembered how God had saved them. They would attend feasts in Jerusalem and give offerings to God celebrating the moment when God saved them from slavery and His judgement passed over them.

The book of Exodus tells us about how God saved the Israelites but did you know that God has saved us too. This is our story. *(Turn over each card to show our story)*

## Turn over card #1: We are slaves to sin

The Bible tells us that we are slaves to sin. Sin is thinking or doing anything that goes against God. The Bible tells us that we have all sinned and our sin separates us from God. You and I also need a Saviour.

The Bible tells us that we are slaves to sin and sin separates us from God




We need a Saviour.



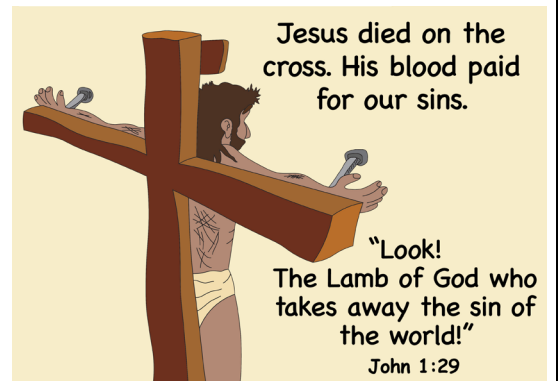
**Turn over card #2: Judgement**

God is a fair judge and each of us will face His judgement. The price and punishment due for sin is death and separation from life with God. We deserve this punishment because we have all sinned.



**Turn over card #3: The blood of Jesus**

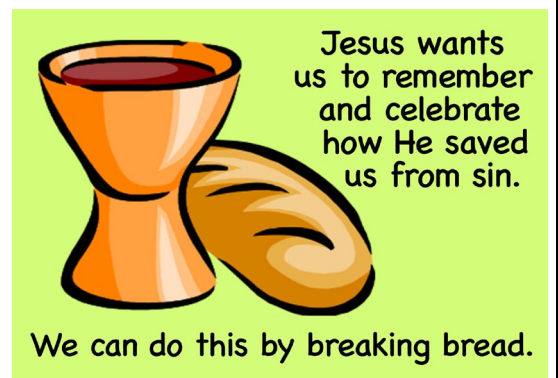
How wonderful is God that He sent His Son, Jesus, to save us. Jesus died on the cross. His blood paid the price for our sins. This is why Jesus is often called the Lamb of God, because He saved us just like in the Israelite's story. When we believe in Jesus and follow Him, God's judgement passes over us. We are freed from our sins. We are saved.



**Turn over card #4: Remember what Jesus did**

Just before Jesus died, He had a meal with His friends. He shared bread and wine with them and told them to remember His body and blood.

Jesus still wants us to remember and celebrate how He came alive again and how we are now saved from our sins. We can do this by breaking bread and drinking juice together like Jesus taught us. But we can also celebrate what Jesus has done every day at any time!



**4) Review Questions**

- How is your story similar to the Israelites in the book of Exodus? (*We are slaves to sin, God will send His judgement, we are saved by God through Jesus, we can celebrate being saved.*)
- What do you have to do to be forgiven of your sin? (*Only Jesus can forgive our sins and He tells us to ask Him to save us. "But if we confess our sins to Him, He is faithful and just to forgive us our sins and to cleanse us from all wickedness." 1 John 1:9*)
- How can we celebrate what Jesus has done for us? (*We can break bread, we can sing, dance, tell Him "Thank You", tell others. Let the children add their own ways they want to celebrate.*)




## 5) Crafts

### Option 1: Paper chain cuffs

*Demonstrate with paper chains how the Israelites were slaves to the Egyptians but God set them free and in the same way we were slaves to sin and Jesus set us free. End by tearing the chains in two.*




Children make a paper chain cuff for each hand. One side says “I was a slave to sin” and the other side says “but Jesus set me free.”



### Option 2: I-Spy Colour Page

Children colour in all the sheep and the hearts to reveal the word “JESUS”. They also can look for the picture of Jesus on the cross and say the memory verse each time they find it.





## Lesson 4: Laws from God (Leviticus to Deuteronomy)

### Main focus for the lesson:

- God wants us to be holy.
- God gave the Israelites laws so they could be forgiven and be holy.
- God gave us Jesus so we can be forgiven and be holy.

### 1) Memory Verse

- Leviticus 19:2

***“You must be holy because I the LORD your God am holy.”***

### Idea to teach the memory verse.



God is holy. That means that He is perfect, set apart from everyone else and He is without sin. Anyone who is unholy (or not holy) cannot be in God’s presence. So God says to us “You must be holy because I the LORD your God am holy” Leviticus 19:2.

God wants us to be holy so we can be in His presence and have a close relationship with Him. The only way to be holy is through Jesus. He takes away our sin and He gives us the Holy Spirit who reminds us and guides us to live holy lives. Let’s remind each other that God tells us to be holy, because He is holy.

### Shortened verse:

***“You must be holy because, the LORD your God is holy.”***

*Get the children to find a partner and face them. Facing their partner, they say the verse and do the actions, then find another partner and do the same.*

Leviticus 19:2	Make a book with your hands	
You must be	Point at your partner	
holy		Make a heart with one of your hands and join with your partner’s hand
because the LORD your God	Point upwards	
is holy		Make another heart



## 2) Hands on

### Game: Octopus Race

**Aim:** Children try to follow all the rules but it is impossible for them to do it perfectly.

#### What you will need:

- Clothing items piled on one side of the venue. (E.g. hats, shoes, shirts etc.)
- A beacon placed on the other side of the venue for them to start and return to.

#### How to play:

- Divide the children into groups of four.
- Each group needs to stand with their backs towards each other and link arms to make an “Octopus”.
- Groups have to bend their legs and move together to make their way to collect an item of clothing. They must obey all the rules while they do so.
- One dress up item needs to be put on one of the members in the group and taken back to the starting beacon where it is then removed.
- Keep repeating until all the clothes have been collected and brought to the beacon.



Here are the **rules** that must be followed at all times:

1. All four team members must link arms at all times.
2. Legs must be bent at all times.
3. At the collection station, only one item is allowed to be taken, without groups unlinking arms.
4. Dress up items may not be dropped during the move from the collection zone to the safe zone.
5. No laughing.
6. No blinking.
7. Only the following words may be used: “Right, Left, Forward, Back”.



Was it easy to obey all the rules all of the time? No it wasn't. In fact, it was almost impossible. None of us got it perfectly right.

This is what the book of Leviticus shows us. God's people had so many laws given to them by God that they needed to follow. These laws were not silly rules but rather protected them and were God's way of making the people holy, perfect and without sin so that they could be in God's presence. But the people kept breaking the laws. God was showing them and us that we needed a Saviour. The only way we can be holy, perfect and without sin is through Jesus. He is the only one who can take away our sins and who makes us holy.



### 3) Bible Story + Lesson


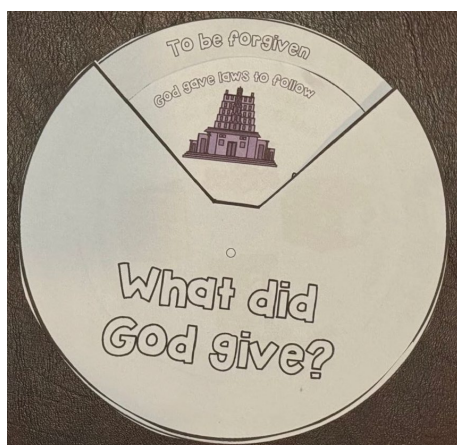
#### What you will need:

- A spinner wheel



Use a split pin to join the two larger circles so that the pictures are at the bottom

Cut along the dotted line of the smaller circle so that it can slip in between the two large circles. The smaller circle will later be removed to show that God gave us Jesus who fulfilled the law.



The Israelites were God's chosen people. God loved them, He saved them from slavery and He blessed and provided for them. The Israelites had seen how great and powerful God is and yet they still messed up and they still sinned. And so God gave the Israelites laws.



It was a lot to remember to do, in fact the books of Exodus, Leviticus, Numbers and Deuteronomy are full of laws that the people had to follow to be holy and be forgiven. These are known as the "Law books".

*(Flip through the law books in the Bible)*

The laws and instructions came directly from God telling the Israelites exactly what they must and must not do. God wanted them to be sin free and He wanted them to reflect His holiness in their lives. These laws included...



*(Turn to reveal "Laws to be Forgiven")*

- **Laws to be forgiven.**

"Sin" is anything that goes against God. Sin separates us from God. But God wanted the Israelite people to be able to be with Him and so He gave them laws to follow and to restore people to a right relationship with Him. These included exact rules on how to build the tabernacle and altar, what sacrifices had to be made and how often and even who could make the sacrifices on the people's behalf. All of these sacrifices needed to be perfect without any blemish. Following these laws exactly meant the people could be forgiven and made holy.

*(Turn to reveal "Laws to thank and praise")*

- **Laws to thank and praise God.**

God gave exact rules to follow on what offerings they needed to bring and sacrifices they needed to make. All of them needed to be the best the people had. They needed to be a "pleasing aroma to the LORD" showing that their hearts really worshipped God. Following these laws exactly meant the people would reflect God's holiness.

*(Turn to reveal "Laws to how to live daily")*

- **Daily laws on how to live.**

These laws included things like what not to eat, what rewards or punishments people deserve for their actions and how to treat others. These laws helped keep unity and helped look after people like the poor and widows. Following these laws exactly meant the people would reflect God's holiness.

*(Turn to reveal "Laws to celebrate and remember")*

- **Laws on how to celebrate important days.**

God named special feasts and festivals for the people to celebrate and remember what God had done and who He is. God told them the days and the exact rules they must follow.

The Israelites were told and then reminded of these laws over and over again.

*(Turn the spinner around and around).* God's laws were good laws as they were the only way people could be forgiven and made holy. Some laws were to be followed daily, others on special days and others as needed but they would need to follow them over and over again. *(Turn the spinner around again and again)*

Yet the people kept on sinning and they did not live holy lives like God had said.

*(Turn the spinner around again and again)*

All these laws showed us something really important - **We need Jesus!** *(Remove small circle)*

Jesus came and He fulfilled all of these laws.

*(Turn the spinner to each point again)*

- Jesus forgives our sins.



- Jesus shows and teaches us how to praise God.
- Jesus gives us the Holy Spirit who reminds us and guides us on how to live holy lives every day.
- Jesus made it possible for us to celebrate and remember what God has done every day from now until eternity.

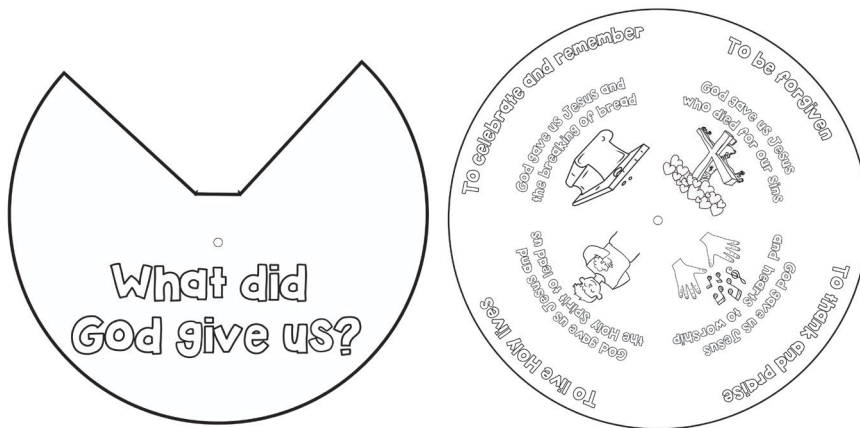
## Jesus makes us holy!

### 4) Review Questions:


- Do you think that you could remember and keep all of the laws that God gave to the Israelite people? (*Flip through all of these books*) (*No, only Jesus is perfect and holy. Just like the Israelites, we need Jesus.*)
- What do you have to do to be forgiven of your sin? (*Only Jesus can forgive our sins and He tells us to ask Him to forgive us.* "But if we confess our sins to Him, He is faithful and just to forgive us our sins and to cleanse us from all wickedness." 1 John 1:9)

### 5) Craft

#### Option 1: God gave us Jesus (Spinner Wheel)



#### Option 2: Jesus forgives our sins





## Lesson 5: The only perfect King (Joshua to Esther)

### Main focus for the lesson:

- God helped the Israelites and remained faithful even when they were not.
- Jesus is the only perfect King.

### 1) Memory Verse

- 1 Timothy 1:17

***“All honour and glory to God forever and ever! He is the eternal King, the Unseen One who never dies; He alone is God. Amen.”***

### Idea to teach the memory verse.

#### What you will need:

- Long tape measure or rope

Begin by reading the verse out loud together and then asking the following questions. “How much honour and glory does God deserve?” (*All!*)

“For how long does God deserve honour and glory?” (*Forever and ever!*)

Pull out the rope or tape measure a little at a time, getting the children to repeat the verse together each time the rope gets longer.

Keep pulling the rope or walking further, even out of the room if possible, to show how “forever” goes on and on.

For fun pause and ask, “Do you think God’s honour stops here?” (*Let them shout, “No! It’s forever!”*)

### 2) Hands On

#### What you will need:

- History book names with pictures on the back
- Where possible use real items

*Have the names of the books laid out on the floor. Turn each one over to show the picture which gives a clue about what the main theme of that book is as explained below. Then flip all the pictures and see if they can guess which book it comes from.*

There are twelve books in the Old Testament of the Bible known as “The history books”. They cover almost 900 years of history of the Israelite people and show us how God stayed faithful, even when His people didn’t!





## Joshua

God helped the Israelites enter and take over the land that was promised and they piled up some rocks to remember what God had done.

## Judges

The Israelites disobeyed God and so He allowed their enemies to make life hard for them. When the Israelites prayed to God for help, He gave them judges.

## Ruth


Ruth was faithful to God, even when she lost everything, and God helped her by giving her a husband and family.

## 1 & 2 Samuel

The Israelites wanted a king and even though they already had God who is the greatest King, God made Saul, and then David, king.

## 1 & 2 Kings

God helps them to be in His presence by giving instructions to build a temple but the kingdoms fall into sin and divide.



## 1 & 2 Chronicles

These books list some of the Israelite families and leaders and how God helped them.

## Ezra

The Israelite people lost their land because of their sin but God helps His people return and rebuild the temple, restoring worship in Jerusalem.

## Nehemiah

Jerusalem is in ruins because of their sin but God helps strengthen Nehemiah to rebuild Jerusalem's walls and guides the people back to faithfulness.

## Esther

The Israelite people are threatened to be destroyed but God chooses Esther for such a time as this so they are protected.

### Joshua: (Rocks)

God helped the Israelites enter and take over the land that was promised and they piled up some rocks to remember what God had done.

### Judges: (A gavel)

The Israelites disobeyed God and so He allowed their enemies to make life hard for them. When the Israelites prayed to God for help, He gave them judges.

### Ruth: (A ring)

Ruth was faithful to God, even when she lost everything, and God helped her by giving her a husband and family.

### 1 & 2 Samuel: (Crown)

The Israelites wanted a king and even though they already had God who is the greatest King, God made Saul, and then David, king.

### 1 & 2 Kings: (Stick)

God helps them to be in His presence by giving instructions to build a temple but the kingdoms fall into sin and divide.

### 1 & 2 Chronicles: (Scroll)

These books list some of the Israelite families and leaders and how God helped them.

### Ezra: (Music notes)

The Israelite people lost their land because of their sin but God helps His people return and rebuild the temple, restoring worship in Jerusalem.



**Nehemiah:** (Brick)

Jerusalem is in ruins because of their sin but God helps strengthen Nehemiah to rebuild Jerusalem's walls and guides the people back to faithfulness.

**Esther:** (Clock)

The Israelite people are threatened to be destroyed but God chooses Esther for such a time as this so they are protected.

**3) Bible Story + Lesson**


*Get six volunteers to act as the king you are speaking about, each time moving the crown onto the next king.*

**What you will need:**

- Crown
- Item to dress up each king

God chose the nation of Israel to follow Him and show others that He is the one and only perfect King. But the nation of Israel wanted a human king like all the other nations had. (1 Samuel 8)

God warned them of all the problems that would arise from having a king. God didn't want them to have another king because He was their King but He gave them what they asked for.



We can read about these kings in the Old Testament. These books are called History books because they tell us all about the history of the Nation of Israel.

So let's look at what we can learn about the kings of Israel and even some kings from the other nations and see if any of them were perfect.

*Have the kings lined up in front of the children. After the children have agreed that the king was not perfect, remove the crown and place it on the next king.*

○ **Saul** (*Smile and then become angry*)

King Saul was the first king of Israel. He was a good king. He loved God very much, but his heart changed and he became quite jealous. He became angry and eventually God said that Saul wasn't going to be king anymore. Do you think he was the perfect king? No!

○ **Rehoboam** (*Be grumpy/mean*)

King Rehoboam was an evil king. He worshipped lots of false gods and he led the people to do things against God. Do you think he was the perfect king? No!



- **David** (*Smile and be friendly, when mistakes are mentioned look sad*)

King David had a very good heart and he loved God very much. In fact, he even wrote songs about God. A lot of the poems in the Bible were written by David. When he was a young boy God even helped him to kill a giant. Wow! Does he seem like a perfect king? He's pretty close, but can I tell you something? King David made so many mistakes. He even killed someone just to get what he wanted. Do you think he was the perfect king? No!

- **Josiah** (*Be friendly, but look disappointed when disobedience is mentioned*)

King Josiah was the youngest king of Israel. Does anyone want to guess how old he was? (*Allow the children to respond*) He was only eight years old when he became king. His parents taught him the wrong things, like worshipping false gods. But when Josiah found out the truth about God, He loved God with all his heart. When he became king he commanded that all the idols be destroyed. Does he seem like a good and perfect king? He's pretty close, but he also disobeyed God. God told him not to go and fight a battle but he thought he knew better and he died. Do you think he was the perfect king? No!

- **Ahab** (*Be arrogant and mean. Narrator stand far away from king Ahab*)

The Bible tells us that King Ahab did more evil in the eyes of the Lord than any of those before him. He was a very scary man. He and his wife used to kill all of God's messengers and built temples for fake gods. Do you think he was the perfect king? No!

- **Solomon** (*Nice and friendly*)

King Solomon also loved God very much, just like his father David. When God offered him to give him anything, he asked for wisdom so that he could be a good king. Does he seem like a good/perfect king? He's pretty close, but like so many kings before him, his heart changed. He became really greedy. Do you think he was the perfect king? No!

*Refer to all the kings on the side*

When we look at all these kings, were any of them the perfect king? No! Just like God had said none of these kings came even close to being good enough.

*Have all the king's leave.*

But God did send a perfect King. He sent His Son, Jesus. Jesus loved people perfectly. Jesus never did anything wrong, He was holy. Jesus healed people and He told them about God.

The people could see that Jesus was perfect and so they wanted to force Him to be their king. But Jesus refused. Why would Jesus do that? He is the perfect King!

You see, Jesus wasn't going to be king for just a small amount of time. Jesus wasn't going to be king just for the Israelite people. Jesus wasn't going to be king



just here on Earth. Jesus is the King of all kings. The King of all people and King who has power over everything forever, here on Earth and in Heaven.


All the history books in the Bible show us that no one else was good enough, only Jesus is the perfect King!

#### 4) Review Questions

- Who is the only perfect king? (*Jesus*)
- What makes Jesus a greater King than any other king? (*He is perfect, eternal, God's Son and has been given all authority*)
- How many of the history books can you name?

#### 5) Crafts

##### Option 1: Crown Slider (Jesus is the only King)

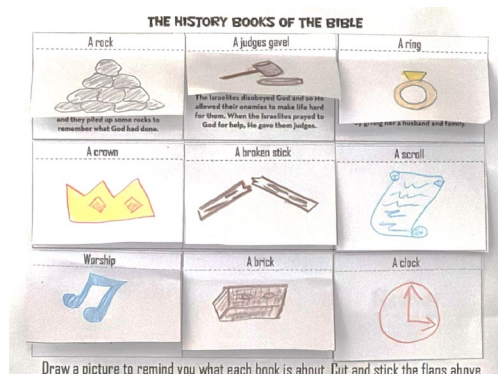


Children cut out the small rectangle and along the dotted lines on the crown. They then slide through the rectangle with the kings on them. Only Jesus will show in the cut out rectangle. They can decorate the crown.

##### Option 2: History Book Flaps

THE HISTORY BOOKS OF THE BIBLE		
<b>Joshua</b> <small>God helped the israelites enter and take over the land that was promised and they put up some rocks to remember what God had done.</small>	<b>Judges</b> <small>The israelites disobeyed God and so He allowed their enemies to make life hard for them. When the israelites prayed to God for help, He gave them judges.</small>	<b>Ruth</b> <small>Ruth was faithful to God, even when she lost everything, and God helped her by giving her a husband and family.</small>
<b>1 &amp; 2 Samuel</b> <small>The israelites wanted a king and even though they already had God, who is the greatest King, God made Saul, and then David, King.</small>	<b>1 &amp; 2 Kings</b> <small>God helps them to be in His presence by giving instructions to build a temple, but the kingdome fall into sin and disobe.</small>	<b>1 &amp; 2 Chronicles</b> <small>These books tell some of the israelite families and leaders and how God helped them.</small>
<b>Ezra</b> <small>The israelite people lost their land because of their sin but God helps the people return and rebuild the temple, making a promise to Jerusalem.</small>	<b>Nehemiah</b> <small>Jerusalem is in ruins because of their sin but God helps strengthen Nehemiah to rebuild Jerusalem's walls and guides the people back to faithfulness.</small>	<b>Esther</b> <small>The israelite people are threatened to be destroyed but God chooses Esther for such a time as this so they are protected.</small>
Draw a picture to remind you what each book is about. Cut and stick the flaps above.		
A rock	A judges gavel	A ring
A crown	A broken stick	A scroll
Worship	A brick	A clock

Children draw pictures to remind them what each of the history books teach us. They cut and flap these over the books explanations to try and learn them or teach them to someone else.





## Lesson 6: Living a life of worship (Job to Songs)

### Main focus for the lesson:

- The poetry books in the Bible show us what a life of worship looks like.
- Practical ways on how, when and where we can worship God.

### 1) Memory Verse

- Psalm 103:1

***“Let all that I am praise the Lord; with my whole heart, I will praise His Holy name.”***

### Idea to teach the memory verse.

#### What you will need:

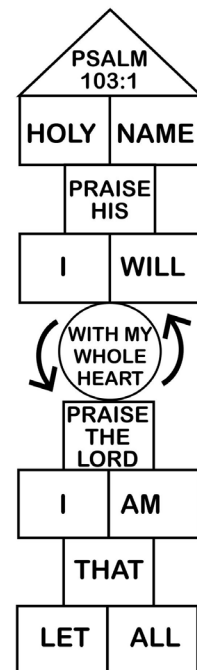
- Hopscotch grid drawn on the ground as in the picture

Start with the children lined up at the start of the hopscotch grid. Each child jumps through the hopscotch as they say the verse. When they reach “with my whole heart” they will spin around.

Play the following song to help them learn the verse:

*All That I Am - Cornerstone Kids Worship*

<https://youtu.be/MBc-y5KRsf4?si=T7nYW5l5mqOai4ia>



### 2) Hands On

#### What you will need:

- A small clear glass of coloured vinegar
- Bicarbonate of soda
- A plate with words written on it with whiteboard markers
  - Church
  - School, home, shops, sportsfield
  - Happy, sad, worried, afraid
  - Dancing, praying, singing, playing instruments, obeying God, serving, being generous


Use the link to see this in action on the Cornerstone Kids YouTube channel. *Living a Life of Worship - Quick Truth*

<https://youtu.be/T0g9sNcd1tU?si=W3kxAJoiNC8OXkDF>





Let's pretend that this glass is us worshipping God. If we had to decide when and where we worship God, we may think it would be standing in church and singing on a Sunday. *Place the glass on the plate where it says "church".*

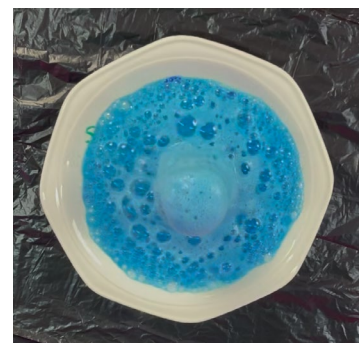


But when we read the Bible we can see that worshipping God is much more than only this. *(Move the glass as you mention each)*

We can and should worship God anywhere, at school, at home, at the shops. We should worship God all the time no matter how we feel or what is happening, whether we are thankful or worried we can worship God.

We can worship God in so many ways, even by being obedient to God.

Our verse today taught us to praise God with our whole heart. "Let all that I am praise the Lord; with my whole heart, I will praise His Holy name." Psalm 103:1 *(Add the bicarbonate of soda to the coloured vinegar and watch it bubble over everywhere.)* Worshipping God should not be limited to a certain time or a certain way or a certain place. Instead, just like this liquid, our whole lives should worship God because that is what He deserves.




### 3) Bible Story + Lesson

#### What you will need:

- Names "Psalms" and "Proverbs" to stick on either side of the room
- Audio or video clip  
"<https://youtu.be/UxEDPRH1ZR4?si=HO3gAgVDgHFMLD-P> " of Proverbs and Psalms for the lesson.

#### WORSHIP & POETRY



God is so great and perfect that He deserves to be worshipped all of the time. But how do we worship Him?

There are five books in the Bible known as "The Poetry Books". They show us what worshipping God looks like. We can sing, dance and tell God how great He is and how much we love Him. They also give us instructions on how to be wise and live Godly lives. Following what these books say is pleasing to God and is how we live a life of worship.

Let's look at two of these books a little more closely. *(Stick the names of the books on opposite sides of the room.*



The book of Psalms is filled with poems that tell us about how amazing God is. The book of Proverbs is full of instructions and wise sayings of what we should and shouldn't do.

Here are some verses from the Bible. Listen carefully and decide if you think it is from Psalms or Proverbs.

Verse	Book
"Shout with joy to the Lord, all the earth! Worship the Lord with gladness. Come before Him, singing with joy."	Psalms 100:1-2
"Let all that I am praise the Lord; with my whole heart, I will praise His Holy name."	Psalms 103:1
"A gentle answer deflects anger, but harsh words make tempers flare."	Proverbs 15:1
"Great is the Lord! He is most worthy of praise! No one can measure His greatness."	Psalms 145:3
"Give freely and become more wealthy; be stingy and lose everything."	Proverbs 11:24
"Praise the Lord! Praise God in His sanctuary; praise Him in His mighty heaven!"	Psalms 150:1
"Do not withhold good from those who deserve it when it's in your power to help them."	Proverbs 3:27
"Give thanks to the Lord, for He is good! His faithful love endures forever."	Psalms 136:1
"Come, let us sing to the Lord! Let us shout joyfully to the Rock of our salvation. Let us come to Him with thanksgiving. Let us sing psalms of praise to Him."	Psalms 95:1-2
"Trust the Lord with all your heart; do not depend on your own understanding."	Proverbs 3:5
"A fool is quick tempered, but a wise person stays calm when insulted."	Proverbs 12:16

Our memory verse today taught us to praise God with our whole heart.

"Let all that I am praise the Lord; with my whole heart, I will praise His Holy name." Psalms 103:1

We don't only worship when we feel like it or only on a Sunday at church but rather through everything we say, think and do no matter how we feel or what the situation is.

God has given us the Bible as a great guide so we can worship God like this. Listen to these songs that sing verses from the Bible and write down what they tell you about living a life of worship.



Play the video found on the Cornerstone Kids YouTube channel  
<https://youtu.be/UxEDPRH1ZR4?si=HO3gAgVDgHFMLD-P> "Psalms and Proverbs Song - Leader Resource"

*This video is snippets of different songs from Psalms and Proverbs. Get the children to listen and then decide what each verses teaches us about living a life of worship.*

Verse (Song)	How to live a life of Worship...
Psalm 100:1-2 Shout with joy to the Lord, all the earth! Worship the Lord with gladness. Come before Him, singing with joy.	Make a joyful noise Shout and sing
Proverbs 11:24 Give freely and become more wealthy; be stingy and lose everything.	Be generous and not stingy.
Proverbs 12:22 The Lord detests lying lips, but he delights in those who tell the truth.	Don't lie. Be truthful.
Proverbs 22:1 Choose a good reputation over great riches; being held in high esteem is better than silver or gold.	Choose a good reputation over great riches.
Psalm 40:8 I take joy in doing your will, my God, for your instructions are written on my heart.	Enjoy doing what God says. Know and have His instructions in your heart.
Psalm 50:15 Then call on me when you are in trouble, and I will rescue you, and you will give Me glory."	Ask God for help. Give Him the glory when He does.
Proverbs 3:27-28 Do not withhold good from those who deserve it when it's in your power to help them. If you can help your neighbour now, don't say, "Come back tomorrow, and then I'll help you.	Help others. Don't put off helping others.
Psalm 145:3	Live a life worshipping Him like He is the greatest



Great is the Lord! He is most worthy of praise! No one can measure His greatness.	because He really is!
Proverbs 4:20-22 My child, pay attention to what I say. Listen carefully to My words. Don't lose sight of them. Let them penetrate deep into your heart, for they bring life to those who find them, and healing to their whole body.	Listen and do what God says. Read them and know them so they are deep in your heart.
Psalms 150:2 Praise Him for His mighty works; praise His unequalled greatness!	Praise God for what He has done and for His unequalled greatness.
Psalms 150: 4-6 Praise Him with a blast of the ram's horn; praise Him with the lyre and harp! Praise Him with the tambourine and dancing; praise Him with strings and flutes! Praise Him with a clash of cymbals; praise Him with loud clanging cymbals. Let everything that breathes sing praises to the Lord!	Sing, use instruments and dance to praise God.
Psalms 136:1 Give thanks to the Lord, for he is good! His faithful love endures forever.	Say thank you to God for His goodness and for His faithful love.
Psalms 119:162 I rejoice in your word like one who discovers a great treasure.	Rejoice at the Bible like you have discovered a great treasure.
Psalms 95:1-2 Come, let us sing to the Lord! Let us shout joyfully to the Rock of our salvation. Let us come to Him with thanksgiving. Let us sing psalms of praise to Him.	Sing to God. Shout with joy because He has saved you from your sin. Come to Him with thanks.
Proverbs 15:1 A gentle answer deflects anger, but harsh words make tempers flare.	Speak gently and with kindness.

These are only a few verses from the Bible and see how much it teaches us about living a life full of worshipping God. Keep reading and keep on worshipping God!




#### 4) Review Questions

- How can you worship God? (*Through singing, dancing, reading the Bible, instruments, obeying God, serving Him and so many other ways too*)
- What is your favourite way to worship God and why?
- Where in the Bible would be a good place to start if you wanted to find out more about worshipping God? (*The whole Bible shows us who God is, what God has done and how we should live and so all is valuable in helping us know how to worship. The poetry books, namely Psalms and Proverbs, could be a good place to start.*)

#### 5) Crafts

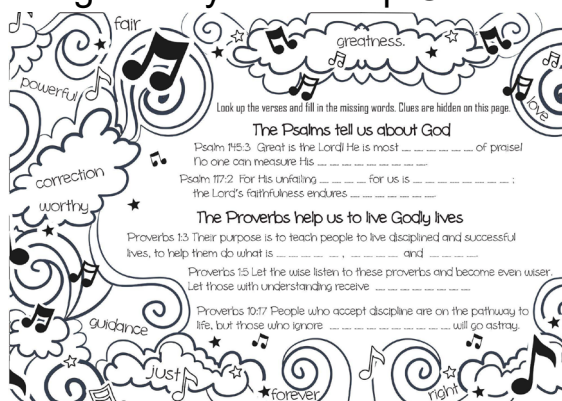
##### Option 1: Ribbon tambourine craft

Children cut out the circle and fold in half along the dotted line. Punch holes evenly around the edge of the folded circle. Thread the ribbon in one hole and out the other so that it hangs evenly. Continue until all the holes are filled and the ribbon hangs all the way around.



##### Option 2: Psalms and Proverbs Worksheet

Look up the verses in the Bible and fill in the missing words. The missing words have been hidden in the picture to help you. Look at these words and see how they change how you worship God.





# Lesson 7: Prophets bring warning from God (Isaiah to Malachi)

## Main focus for the lesson:

- Prophets were sent by God to warn people to stop sinning.
- God's prophecies always come true.

### 1) Memory Verse

- 2 Kings 17:13

*"Again and again the Lord had sent his prophets and seers to warn both Israel and Judah: **"Turn from all your evil ways. Obey My commands and decrees—the entire law that I commanded your ancestors to obey, and that I gave you through My servants the prophets."***






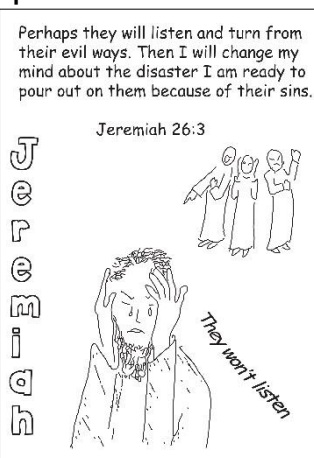

### Idea to teach the memory verse.

Have the children stand in rows of 10 facing the front. The first child in each row turns around, faces the child behind him/her and says the verse to him/her. That child then turns around and faces the next child and repeats the verse to him/her. Repeat until all the children have said the verse and are turned around.

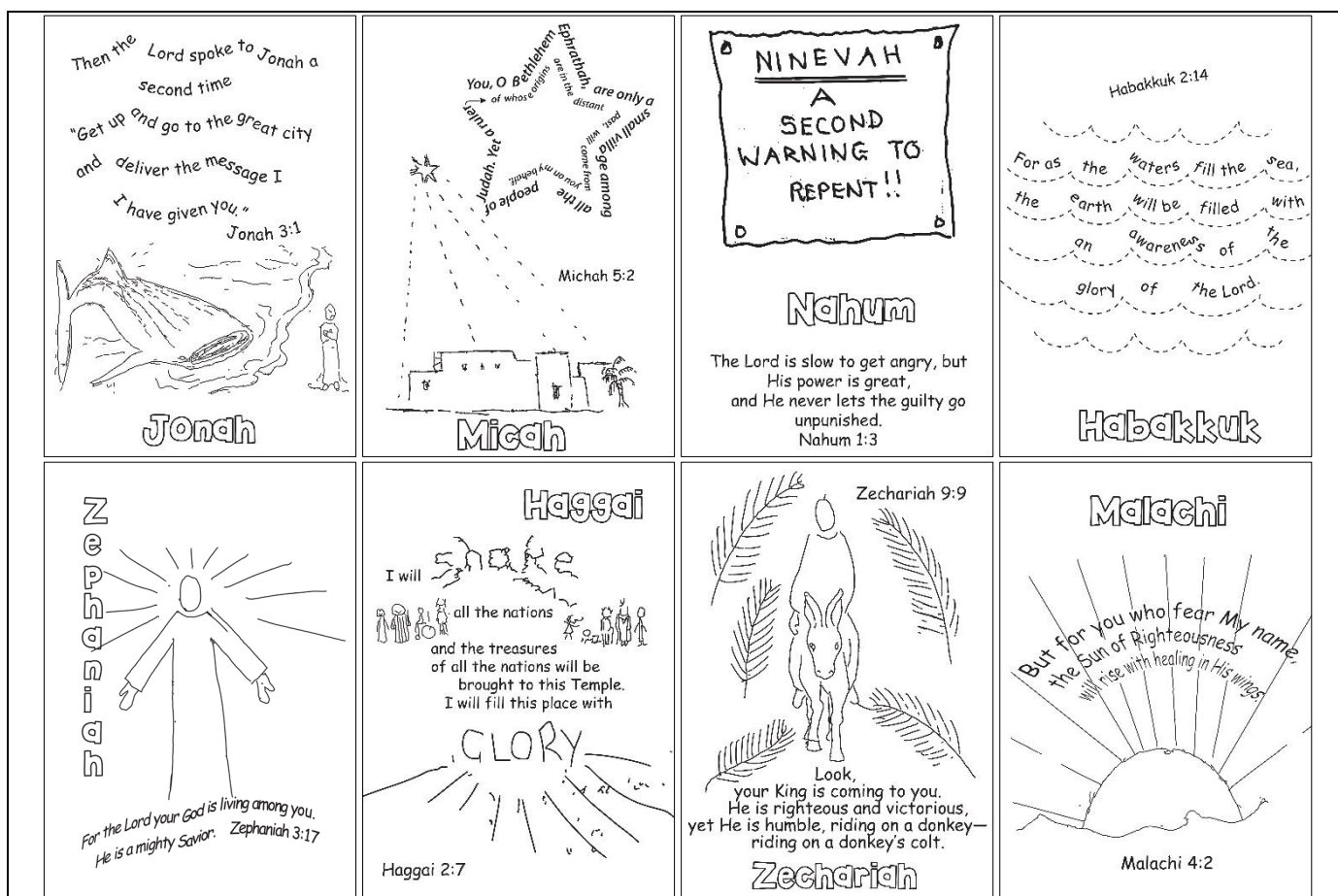
### 2) Hands On

#### What you will need:

- Cards of the prophets hidden around the venue







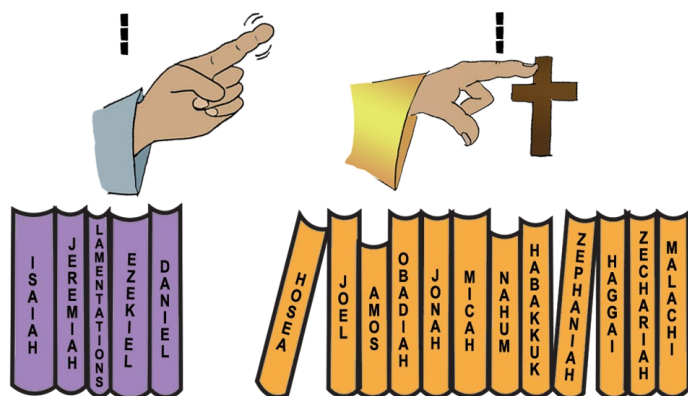
## Find the prophets.

Put the 16 prophet pictures in different places around the venue.

Send small groups to find them. When one is found, look at the picture and read the verse. Leave the picture for another group to find.

Gather the children and explain that prophets were sent by God to warn people to stop sinning but instead live like God wanted them to. They only came when people were disobeying God, not when they were following Him. Because of this, the prophets were often not liked by the people. Their job was very hard.

**MAJOR PROPHETS    MINOR PROPHETS**  
**BRING WARNING & POINT TO A SAVIOUR**




The messages from God are important for us too as they warn us not to make these same mistakes. They also give us hope that God is in control and that His Kingdom will be made perfect once more. There are 17 books in the Bible known as the prophecy books.



### 3) Bible Story + Lesson

#### What you will need:

- Stick the two pages back to back to make “The books of the prophets” booklet.
- Balloon and something sharp to pop it
- Picture to show God’s message to obey and be forgiven or continue to disobey and face destruction.



*Refer to the closed “The books of the prophets” booklet.*

God sent messages to the Israelite people through people we call “prophets”. There are 17 books in the Bible that are filled with these messages from God.

*Now open up the booklet.*


If we had to look at all the prophecy books, we see that God gave us some messages to warn us and some tell us what the Saviour He promised would be like. This week we will be looking at some of the warnings from God.



*Pop the balloon.* And I am pretty sure the big bang has your attention right? That is what God was doing when He gave messages to the prophets to pass on to the people. He wanted to get their attention so they would stop sinning and would start loving and obeying Him like He deserves. These messages were stern warnings from God but they also brought hope as God offered them forgiveness and a way to make things right with Him.

A long time ago, God gave an important message to a man named Jeremiah. We can read this story in Jeremiah 26. God told Jeremiah to stand in front of the Temple, where many people came to worship, and tell them what God wanted them to hear.

Jeremiah told the people, “God says, if you stop doing wrong things and start following Him, He will forgive you and not punish the city. But if you don’t listen, the city and the Temple will be destroyed and people will say hateful things about Jerusalem.” *(Use the picture to show what God’s message was to them)*



Some of the people didn’t like what Jeremiah said. They got very angry and shouted, “He’s wrong! How dare he say such things about our city? He should be punished!”



The leaders of the city came to see what was happening. The angry people told the leaders, "Jeremiah said bad things about us! He should be punished."

But Jeremiah spoke bravely. He said, "I only told you what God told me to say. If you change and listen to God, He will forgive you. But if you hurt me, you will be disobeying God because He sent me to give this message."

Some wise men in the crowd remembered how, a long time ago, another prophet named Micah gave a similar warning. The people back then listened to God's warning and begged God to forgive them. The wise men also knew that if God said it would happen then it would and they encouraged the people that they needed to obey God and ask for forgiveness to avoid the great harm God would send. *(Again use the picture to compare what God had said to the other nation and what those people chose to do and how they chose to do the same.)*

Hearing this, the leaders decided not to hurt Jeremiah but rather obey God. Do you think what the prophet said came true? Yes! Prophecy always happens, as it is a message from God and God always does what He says.

When the people stopped doing the sinful things, God forgave them and their city was not destroyed. Later they started sinning again and even though God sent them more warnings they did not listen. And the city was destroyed just like God had warned. *(Again use the picture to show what God again told them but what happened when the people chose to not listen to His message)* We can be sure that when God says something, He will do it.

#### **4) Review Questions**

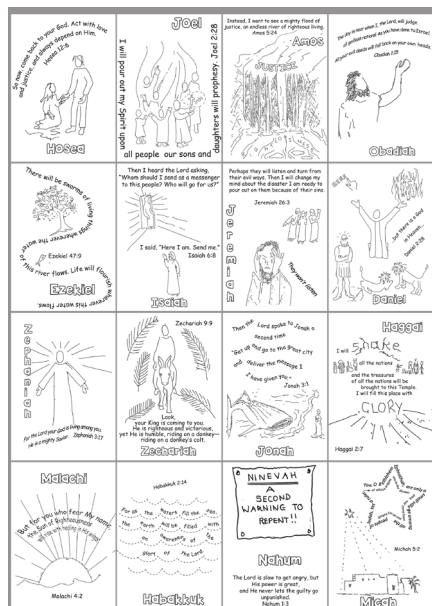
- a) What is a prophet? *(A prophet is a person who God chooses to give His specific message so we will know what God wants us to do or what will happen in the future.)*
- b) Why did God send prophets? *(To warn people to stop sinning. To point out what the Saviour, Jesus, would do and be like so we would know and follow Him.)*
- c) Name a prophet from the Bible. You may use your Bible to do so. *(Isaiah, Jeremiah, Ezekiel, Daniel, Hosea, Joel, Amos, Obadiah, Jonah, Micah, Nahum, Habakkuk, Zephaniah, Haggai, Zechariah, and Malachi.)*



## 5) Crafts


### Option 1: Prophets in the Bible

Children decorate their own version of the prophet cards they have collected during the hands on game. Encourage the children to sit with their families, look up the verses as shown on the cards and slip them into their Bibles.



### Option 2: Speech bubbles flip

The children will make speech bubbles on a stick that they can rotate to the other side to show that God's messages warn us to stop sinning and give us hope that we can come to God for forgiveness.





## Lesson 8: Prophecies of Jesus (Isaiah to Malachi)

### Main focus for the lesson:

- God told us about the Promised Saviour many years before He came.
- These prophecies were about Jesus. He is our Promised Saviour who saves us from our sin.

### 1) Memory Verse

- Acts 4:12

***“There is salvation in no one else! God has given no other name under Heaven by which we must be saved.”***

### Idea to teach the memory verse.

Ask all the children “Is Jesus the promised Saviour?” and get them to all answer “Yes! There is salvation in no one else! God has given no other name under Heaven by which we must be saved.”

Then point to one child and ask “Is Jesus the promised Saviour?”. Once they have answered with the verse they will point to someone else and ask them the same question.

Remember to answer with them if a child needs help.

### 2) Hands On

#### What you will need

- Dress up items to completely disguise the leader

*Without the children seeing, dress up a leader so that they are unrecognisable. Start with the disguised leader facing backwards and see if they are able to guess who it is. Then slowly give them clues. They can face them, talk and slowly start to remove their disguise until they are able to easily recognize who it is.*

We all know Leader yet that disguise made it really hard to guess who it was. Only once you were given some clues were you able to do so.

From the moment the very first people sinned, God promised to send a Saviour who would save us from our sins and from the punishment we deserved for them. Thankfully God did not send this Saviour in a disguise. Instead, God sent over 300 messages of exactly what the Saviour would be like, what would happen and who He was. We call these messages from God, prophecies.

They were so specific that not just anyone could have done these things. There is more chance of me taking this ant (*find one*), putting it on that mountain and then coming back a week later and picking up that exact same ant again than there is of finding someone that matches just eight of these things God said about the



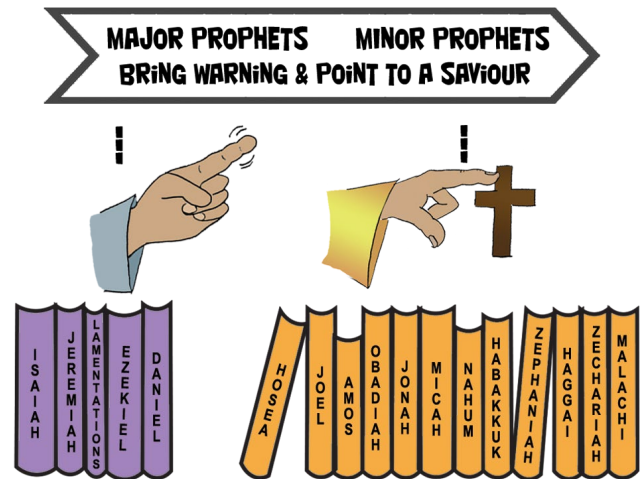
promised Saviour. Yet, Jesus was a match to every one. It is obvious, Jesus is the Promised Saviour.

### 3) Bible Story + Lesson


#### What you will need:

- Balloon
- Matching Prophecy Cards

If I blow up this balloon and then let it go without tying a knot what will happen? *(Blow it up and let it go.)* The air will escape and it will fly all over the place. No matter how quickly I do it or how many times I do it you can be sure that this will happen every time. *(Have some fun blowing up the balloon and pretending to put it on the table and watch it buzz away.)*



This is what God's prophecies, or messages are like. We can trust that no matter what God says, who He said it to or how long ago He said it - what God says will always come true.



*Refer to the closed "The books of the prophets" booklet again*

In the last lesson we learnt that some of God's messages warn us to stop sinning and give us hope that God forgives us when we follow His ways again. And we saw that what God said came true. This week we are going to learn about the prophecies, or messages, that God gave many years ago about the one and only Saviour He would send to save us from our sins.



































God told us such specific things about this Saviour. What gifts He would get. That He would ride on a donkey and people would praise Him. That His hands and feet would be pierced and that people would gamble for His clothes. And all these messages from God were given about 700 to a 1000 years before Jesus was even born! Do you think what God said will come true? *(Yes, God's prophecies always come true.)*



*Go through each of the cards starting with what God said. Then get the children to find the matching card about Jesus. Help them see that God's prophecies always come true.*

<b>God's message said</b>	<b>Just like God said</b>
The Saviour would be born in Bethlehem (Micah 5:2)	Jesus was born in Bethlehem (Matthew 2:1)
The Saviour would be worshipped with gifts of frankincense and gold (Isaiah 60:6)	Jesus was worshipped with gifts of frankincense and gold (Matthew 2:11)
The Saviour would ride a donkey as people praised Him (Zechariah 9:9)	Jesus rode a donkey as people praised Him (Matthew 21:7-9)
The Saviour would save you from sin (Isaiah 35:4)	Jesus saves us from sin (Acts 4:12)
A messenger would announce the Saviour. (Isaiah 40:3)	John was the messenger who announced Jesus as the Saviour. (Matthew 3:3)
The Saviour would teach us (Psalm 78:2)	Jesus was a teacher sent by God (John 3:2)
<i>The Saviour would be a boy (Isaiah 7:14)</i>	<i>Jesus was a boy (Matthew 1:21)</i>
The Saviour would make the blind see. (Isaiah 35:5-6)	Jesus healed blind people (John 9:6-7)
The Saviour would heal the sick (Isaiah 35:5-6)	Jesus healed the sick (Matthew 8:16)
The Saviour would make the deaf hear. (Isaiah 35:5-6)	Jesus made deaf people hear. (Matthew 11:5)
The Saviour would beat the devil (Genesis 3:14-15)	Jesus beat the devil by dying on the cross (Hebrews 2:14)
The Saviour would preach the Good News to the poor. (Isaiah 61:1-3)	Jesus preached the Good News to the poor (Luke 4:18-19)
The Saviour would teach in parables (Psalm 78:2)	Jesus taught in parables. (Matthew 13:34-35)
The Saviour would be killed and come alive again after three days (Matthew 12:40)	Jesus died and came alive after three days (Luke 24:6)
Once the Saviour was nailed to the cross, they would gamble for His clothes. (Psalm 22:18)	Once Jesus was nailed to the cross, they gambled for His clothes (Matthew 27:35)
The Saviour's hands and feet would be pierced. (Psalm 22:16)	Jesus' hands and feet were pierced. (Luke 23:33)



<p>The Saviour would be killed and come alive again after 3 days</p>  <p>Matthew 12:40</p>	<p>The Saviour would beat the devil.</p>  <p>Genesis 3:14-15</p>	<p>The Saviour would teach us.</p>  <p>Psalms 78:2</p>	<p>The Saviour would save you from sin.</p>  <p>Isaiah 35:4</p>
<p>Jesus was killed and came alive again after 3 days</p>  <p>Luke 24:6</p>	<p>Jesus beat the devil by dying on the cross.</p>  <p>Hebrews 2:14</p>	<p>Jesus was a teacher sent by God.</p>  <p>John 3:2</p>	<p>Jesus saves us from sin.</p>  <p>Acts 4:12</p>
<p>The Saviour would preach the Good News to the poor.</p>  <p>Isaiah 61:1-3</p>	<p>The Saviour's hands and feet would be pierced</p>  <p>Psalms 22:16</p>	<p>The Saviour would teach in parables.</p>  <p>Psalms 78:2</p>	<p>The Saviour would make the deaf hear.</p>  <p>Isaiah 35:5-6</p>
<p>Jesus preached the Good News to the poor.</p>  <p>Luke 4:18-19</p>	<p>Jesus' hands and feet were pierced</p>  <p>Luke 23:33</p>	<p>Jesus taught in parables.</p>  <p>Matthew 13:34-35</p>	<p>Jesus made the deaf hear.</p>  <p>Matthew 11:5</p>
<p>The Saviour would ride a donkey as people praised Him.</p>  <p>Zechariah 9:9</p>	<p>The Saviour would be a boy.</p>  <p>Isaiah 7:14</p>	<p>The Saviour would heal the sick</p>  <p>Isaiah 35:5-6</p>	<p>The Saviour would be worshipped with gifts of frankincense and gold.</p>  <p>Isaiah 60:6</p>
<p>Jesus rode a donkey as people praised Him.</p>  <p>Matthew 21:7-9</p>	<p>Jesus was a boy.</p>  <p>Matthew 1:21</p>	<p>Jesus healed the sick.</p>  <p>Matthew 8:16</p>	<p>Jesus was worshipped with gifts of frankincense and gold.</p>  <p>Matthew 2:11</p>
<p>Once the Saviour was nailed to the cross, they would gamble for His clothes.</p>  <p>Psalms 22:18</p>	<p>Jesus made the blind see.</p>  <p>John 9:6-7</p>	<p>The Saviour would be born in Bethlehem</p>  <p>Micah 5:2</p>	<p>John was the messenger who announced Jesus.</p>  <p>Matthew 3:3</p>
<p>Once Jesus was nailed to the cross, they gambled for His clothes.</p>  <p>Matthew 27:35</p>	<p>The Saviour would make the blind see.</p>  <p>Isaiah 35:5-6</p>	<p>Jesus was born in Bethlehem.</p>  <p>Matthew 2:1</p>	<p>A messenger would announce the Saviour.</p>  <p>Isaiah 40:3</p>

There is only one person who is the perfect match to be the Saviour and what did our verse teach us today? Is Jesus the Promised Saviour? Yes!

"There is salvation in no one else! God has given no other name under Heaven by which we must be saved." Acts 4:12

There are still prophecies, or messages from God, that are yet to happen. For example:



- Jesus will come again (*Acts 1:11; Revelation 19:11–16*)
- Satan, sin, and death will be destroyed forever. (*Revelation 20:10; 1 Corinthians 15:26*)
- Jesus will reign over all the earth in a perfect and eternal kingdom. (*Revelation 11:15; Revelation 21: 3-4*)

We can be confident that they will because we have seen that God always does what He says. These prophecies give us hope as we wait for Jesus' ultimate victory over evil, His eternal kingdom and the final restoration of all things.

#### 4) Review Questions

- Why did God send prophets? (*To warn people to stop sinning. To point out what the Saviour, Jesus, would do and be like so we recognise Him.*)
- Who is the Promised Saviour? (*Jesus*)
- Name some of the prophecies about Jesus that came true.
- How do you know that the prophecies that have not yet happened, will? (*God does what He says. We have seen so many that were so specific already come true.*)

#### 5) Crafts

##### Option 1: Look up the verse and fill in the missing words

Prophecies fulfilled by the coming of Jesus

Isaiah 9:6  
For a child is  
born to us, a  
\_\_\_\_\_ is  
given to us.



Isaiah 7:14  
...and will call Him  
Immanuel which means  
'God is with \_\_\_\_\_.'




Fill in the following words:

life son Spirit  
blind laid Lord  
eternal us no  
rich

Isaiah 40:3  
John came to  
... clear the  
way through  
the wilderness  
for the  
\_\_\_\_\_ !



Isaiah 53:6  
... Yet the Lord  
\_\_\_\_\_ on Him  
the sins of us all.



Isaiah 35:5  
And when He  
comes, He will  
open the eyes of  
the \_\_\_\_\_  
and unplug  
the ears of the  
deaf.



Isaiah 61:1  
The \_\_\_\_\_  
of the Sovereign  
Lord is upon Me...



Isaiah 53:9  
He had done \_\_\_\_\_ wrong  
and had never deceived  
anyone.



...but He was buried like a  
criminal; He was put in a  
\_\_\_\_\_ man's grave.



...on the third day  
He will be raised to  
\_\_\_\_\_

Matthew 17:23





Daniel 7:14  
His rule is  
\_\_\_\_\_ -it will  
never end. His kingdom will  
never be destroyed.



## Option 2: Jesus is the perfect match

Children cut out the cards and use some thread to join the prophecy to the matching New Testament verse that shows Jesus fulfilled it. Encourage children to take these home and add them to their Bible.





## Lesson 9: God's Kingdom lasts forever (Daniel)

### Main focus for the lesson:

- God's Kingdom is eternal and lasts forever.
- We become part of God's Kingdom when we love Jesus and obey Him.

### 1) Memory Verse

- Daniel 2:44

***"During the reigns of those kings, the God of heaven will set up a kingdom that will never be destroyed or conquered. It will crush all these kingdoms into nothingness, and it will stand forever." (NLT)***

### Shortened verse:

***"God's Kingdom will never be destroyed. It will crush all other kingdoms and will stand forever."***

### Idea to teach the memory verse.

See this in action: Crazy Chicken (Memory Verse Games) - Leader Resources  
[https://youtu.be/MIDuE-U4Vec?si=TeFU6l6hvF\\_Wd-Rs](https://youtu.be/MIDuE-U4Vec?si=TeFU6l6hvF_Wd-Rs)

### What you will need:

- Verse cards
- Prestick

***God's  
Kingdom***

***be  
destroyed.***

***other  
kingdoms***

***will  
never***

***It will  
crush***

***and will  
stand  
forever.***


### How to play:

- Spread verse cards around the room/outside, and stick them down if needed.
- Children gather in the middle of the playing area.
- Leader says, "Run chickens!"
- The children then scatter and run to any card.
- When a child touches a card they choose an action to do for that card.
- When all the children are ready, point to the child at the first card and they say what is written on the card and do their action.
- Then point to the children at the second card and so on until the whole verse has been said and acted out.
- Leader shouts, "Chickens, go home!" and all the children run back to the middle.



- Repeat the game allowing children to run to a different card each time. More than one child is allowed to stand by a card, but encourage them to spread out.
- After a few rounds, gather the children and discuss the verse. God's Kingdom is eternal, it will never be destroyed.

## 2) Hands On



In ancient times people built the most amazing buildings, palaces, temples and monuments. Sometimes these buildings took hundreds of years to complete and were made out of very expensive materials like gold, pearls, marble and cedar



wood. These buildings looked like they would last forever but... Over time the weather, earthquakes, floods and even wars have destroyed these once magnificent buildings.

Today people are able to build beautiful structures and some of them may even last for thousands of years but the Bible tells us that there is only one Kingdom that will last forever and that is God's Kingdom.

Use the link to find the leader resource of how man made kingdoms do not last and can be destroyed in seconds. *God's Kingdom will never be destroyed (Daniel 2:44)* - Leader Resource [https://youtu.be/2vLkg7QERLg?si=U95Oo8V2M\\_pXwBfj](https://youtu.be/2vLkg7QERLg?si=U95Oo8V2M_pXwBfj)

### 3) Bible Story + Lesson

*Use the puzzles to help teach the children that God's Kingdom lasts forever.*

A long time ago there was a man named Daniel who lived in Babylon. Daniel loved God very much, but the kings of Babylon did not. They thought they were better and more powerful than God.

#### #1 Dream bubble puzzle Daniel 2:1–49


One of the kings, King Nebuchadnezzar had a strange dream and he asked his wise men to explain to him what it meant without even telling them what the dream was. With God's help Daniel was the only one who could. The dream was about a big, shiny statue made of gold, silver, bronze, iron, and clay. Each of these different materials represented a different kingdom that would come in the future. But then a big rock knocked over the statue and it all was broken into pieces. The rock in the dream was referring to Jesus. Jesus is the King of all kings.



#### #1 Join the speech bubble puzzle

So what was God saying? Although other kingdoms might seem big and powerful now, all other kings will come to an end. God's Kingdom is the most powerful kingdom of all and only His Kingdom lasts forever.





## #2 Dream bubble puzzle Daniel 4:4–37

King Nebuchadnezzar was one of the most powerful kings of the time and he had everything he could have ever wanted. But he was a proud and boastful king, he thought everything he had was because he was the greatest king in the world.

Then God gave him another dream. He dreamt about a big tree that reached up to the sky, but suddenly, the tree was chopped down. The king didn't know what the dream meant, so he called for Daniel, who trusted God and could explain dreams. Daniel told the king, "God is warning you. You are like that tree, and if you don't stop being proud and start honouring God, your kingdom will be taken from you." But the king didn't

listen. He lost his kingdom, just like the tree in his dream that was chopped down. Only years later when he stopped being proud and honoured God did God give him back his kingdom.

## #2 Flip over to speech bubble

So what was God saying? We should honour God above everything else and not boast about the things we have achieved as they could easily be taken away. We should aim to do our best for God's everlasting Kingdom and give Him the glory.

## #3 Writing puzzle Daniel 5:5-31

Many years later King Belshazzar became king and he did something that was very disrespectful to God. He took the gold and silver cups from God's temple—cups that were meant to be used to worship God—and used them during one of his parties. He laughed and drank from the cups, praising false gods. Suddenly, a hand appeared and started writing on the wall. Everyone was scared! The king's face turned pale, and his knees started shaking. No one could read the writing or understand what it meant.

So King Belshazzar called for Daniel. Daniel told him, "The writing on the wall says that God has judged you. Because you didn't honour God, your kingdom will be taken away, and you will lose everything."

That very night, King Belshazzar's kingdom was conquered, and he lost his life.



## #3 Join to speech bubble puzzle

So what was God saying? God is King over everything and He is also a perfect judge. His Kingdom rules over all other kingdoms and lasts forever.





#### #4 Dream bubble puzzle Daniel 7:1–28

When Daniel was older, God gave him a dream. Daniel saw four very strange, powerful beasts coming out of the sea and destroying everything around them. Daniel also saw God, the greatest King, sitting on His throne. His clothes were as white as snow and His throne was flaming with fire.

Then Daniel saw the **Son of Man**, Jesus, come to God on His throne and **God gave Jesus the power to rule over everything forever and ever!**

#### #4 Join to speech bubble puzzle

So what was God saying? Powerful rulers will come and cause destruction but we can be assured that God will have victory over them all. He is more powerful

than everything and only His Kingdom will last forever.

When we believe in Jesus, we are part of His Kingdom - not just any Kingdom but an everlasting Kingdom where God is in control and Jesus will rule forever.

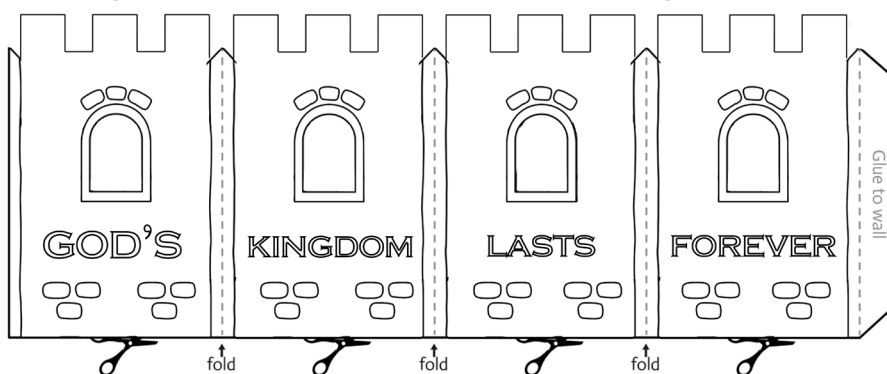
#### 4) Review Questions

- Who has the most powerful kingdom? (*God/Jesus*)
- How long will God's kingdom last? (*Forever*)
- Are we part of God's Kingdom? (*When we believe in Jesus and choose Him as our King we become part of His Kingdom*)

#### 5) Crafts


##### Option 1: God's Kingdom lasts forever

Children decorate, cut, fold and glue the picture to make a 3D Kingdom.



##### Option 2: God speaks through dreams

Children make their own set of puzzles like those in the lesson.





## Lesson 10: Can you see Jesus? (Old Testament Summary)

### Main focus for the lesson:

- The Bible is one big story about God's love and plan for salvation, with Jesus at the centre - even in the Old Testament.

### 1) Memory Verse

- Luke 24:27

***"And beginning with Moses and all the Prophets, He explained to them what was said in all the Scriptures concerning Himself."***

### Idea to teach the memory verse.

After Jesus had come alive again, He met two men walking near Jerusalem. The men didn't recognise it was Jesus they were talking to and they told Him how they were confused and disappointed that Jesus had died as they had thought He was the promised Saviour they had been taught about.

Jesus was not pleased that they knew what the Old Testament said but did not understand it. Jesus then took them through the Old Testament starting with Moses and continuing through the Prophets and explained how it pointed to His life, death, and resurrection.

Then let each child have a turn to hold the Bible, find the Old Testament and act out teaching the person next to them while all the other children say the verse together.

### 2) Hands On


Show the following clip to introduce the children to the idea that Jesus, although not yet born on Earth, is very much part of the Old Testament.

The Big Story The Gospel Project Kids <https://youtu.be/nNbs3CLEo6A>

### 3) Bible Story + Lesson

#### What you will need:

- A Bible to show the section you are referring to.
- Pictures prepared with the flaps to show how Jesus was part of the story.






The Bible is divided into two parts. The Old Testament (before Jesus was born) and the New Testament (from when Jesus was born to when He will come again.) But the Bible is still one big story about God's love, Kingdom and plan for salvation, with Jesus at the centre - even in the Old Testament. Even though Jesus hadn't come to Earth yet, let's see if you can see Jesus in the Old Testament.

### **Jesus can be seen in the first book of the Bible (Genesis)**

In Genesis we can read how God created a perfect world. Then Adam and Eve chose to go against God and eat from the tree God had said not to. Sin had entered God's perfect world and now all people were separated from God. But immediately God promised to send a Saviour who would defeat sin and Satan (Genesis 3:15). Do you know who that was? Yes, it was Jesus! *(Flap up the foot stamping on the snake)*



God later promised a very old man, Abraham, and his wife, Sarah, that their family would have as many children as there are stars. This family would bless the whole world. Do you know who would thousands of years later be part of this family? Yes, Jesus was one of Abraham's descendants and He is the blessing to the whole world. *(Flap down the star with Jesus)*



### **Jesus can be seen in the law books (Exodus).**

God saved His people from slavery through the blood of a lamb on their doors, which protected them from death. Do you know who the perfect lamb is? Yes, Jesus. Jesus is the Lamb of God who takes away the sin of the world (John 1:29). *(Flap up Jesus on the cross)*






### **Jesus can be seen in the history books (Samuel)**

God promised King David that one of his descendants would reign for not one or two years but forever. Do you know who that King is? Yes, Jesus is the King from David's family who reigns forever.


*(Flap up Jesus to get the crown)*



### **Jesus can be seen in the poetry books (Job)**

In the poetry book by Job we can see he suffered a lot. He lost his family, health and everything he owned but he trusted that God would send a redeemer. A redeemer is someone who rescues you or buys back what you have lost. They save you from your troubles. Do you know who that Redeemer would be? Yes, Jesus. He paid the price and bought our freedom from sin so we could get back our close relationship with God!

*(Flap up speech Bubble with Jesus in it)*




### **Jesus can be seen in the books of the prophets (Isaiah to Malachi)**

God spoke through prophets to tell people about the coming Saviour.

Do you know who that Saviour is? Yes, Jesus fulfilled all of these prophecies.

*(Flap up speech Bubble with Jesus in it)*



So you see, even though Jesus hadn't come to earth yet in the Old Testament, He was always part of God's story and His perfect plan to save you and me. And if you think that's amazing just wait until you read the New Testament and find out so much more about our perfect Saviour Jesus.

## **4) Review Questions**

a) What did God promise Adam and Eve after they sinned? *(That a Saviour would come, defeat Satan and sin)*



- b) How is Jesus like the lamb during the Passover? *(The blood of the lamb protected the Israelites from death like Jesus' blood when He died on the cross protects us from death from sin.)*
- c) How long will Jesus be King like God promised King David? *(Forever)*
- d) Can you name one of the prophecies about Jesus?

## 5) Crafts

### Option 1: Can you see Jesus in Old Testament?

Children make their own version of the pictures used to tell the story. Encourage them to show someone else how the Old Testament point to Jesus.

