

# THE LORD'S PRAYER



**JESUS TAUGHT US HOW TO PRAY**

# Lord's Prayer

## Contents:

<b>Letter to the leaders</b> .....	3
Lesson 1: Jesus taught us how to pray.....	4
Lesson 2: God listens to our prayers.....	10
Lesson 3: Our Father .....	14
Lesson 4: Hallowed be His name .....	18
Lesson 5: God's will be done.....	22
Lesson 6: Give us our daily bread .....	27
Lesson 7: Forgive us our debts.....	31
Lesson 8: Lead us not into temptation .....	35
Lesson 9: God and His Kingdom lasts forever .....	39
Lesson 10: Pray in all circumstances for all people.....	43

## Lord's Prayer

© Cornerstone Church Johannesburg  
Revised 2025

This curriculum, including its media pack, are licensed under a Creative Commons Attribution-Non Commercial-Share Alike 3.0 Unported License. This means that this work may be copied and distributed freely as long as the work is credited to Cornerstone Church and that the work is never sold in any way or form. This work cannot be used for commercial purposes.

See the details of this Creative Commons license at  
<http://creativecommons.org/licenses/by-nc-sa/3.0/>

Scripture references are taken from:

*Holy Bible*, New Living Translation, copyright © 1996, 2004, 2015 by Tyndale House Foundation. All rights reserved.

HOLY BIBLE, NEW INTERNATIONAL VERSION®. NIV®. Copyright © 1973, 1978, 1984 by International Bible Society. Used by permission of Zondervan. All rights reserved worldwide.

All artwork is created in house or found on one of the following free image websites:

<https://www.freebibleimages.org/>

<https://www.freepik.com/> Copyright © 2010-2023 Freepik Company S.L.

All rights reserved.

# Letter to the leaders

Jesus travelled and taught for three years. His central message and purpose was to **restore our relationship with God** —helping us to know and connect with Him in a way that is real, loving, and personal.

Prayer is one of the ways we do this. Jesus gave us a perfect example of how to pray and His life mirrored this too.

This series we will be looking at what Jesus taught about praying, specifically what each line of the Lord's Prayer means. As you prepare, remember that you are carrying forward the same message Jesus Himself spent His life sharing.

The aim is not for children to just learn the Lord's Prayer off by heart but to grow in their relationship with God through heartfelt prayer. Remember to create a safe environment and opportunities for the children to actually pray.

Often we ask the children to close their eyes and put their hands together so that they are not distracted when they pray. Other times they are taught to kneel and pray. Help the children understand that they do not need to do these things for God to hear them. Praying is simply talking to God and He is always listening.

Use the weekly posters provided to help children understand, learn and apply what Jesus has taught us about prayer.



# Lesson 1: Jesus taught us how to pray

## Main focus for the lesson:

- Prayer is simply talking to God.
- Jesus taught us how to pray.
- Jesus gave us an example of how to pray. We call this the Lord's Prayer.

## 1) Memory Verse

- Matthew 6:9-13

“Our **Father** in Heaven,  
 hallowed be Your name.  
 Your **Kingdom** come,  
 Your will be done,  
 on **Earth** as it is in **Heaven** .  
 Give us this day our daily **bread** ,  
 and **Forgive** us our debts,  
 as we also have forgiven our debtors.  
 And **lead** us not into temptation,  
 but deliver us from evil.  
 For Yours is the **Kingdom** and the  
 power and the glory forever. Amen.”

“Our in Heaven,  
 be Your name.  
 Your come,  
 Your will be done,  
 on as it is in .  
 Give us this day our daily ,  
 and us our debts,  
 as we also have forgiven our debtors.  
 And us not into temptation,  
 but deliver us from evil.  
 For Yours is the and the  
 power and the glory forever. Amen.”

Kingdom hallowed Earth  
 Forgive Heaven Kingdom  
 lead bread Father

## Ideas to teach the memory verse.

The cards contain the following text and illustrations:

- Card 1:** Illustration of a church with people. Text: "THE LORD'S PRAYER", "JESUS TAUGHT US HOW TO PRAY".
- Card 2:** Illustration of hands holding a child. Text: "Our Father in Heaven."
- Card 3:** Illustration of a globe with a crown. Text: "Your Kingdom come. Your will be done, on Earth as it is in Heaven".
- Card 4:** Illustration of hands with musical notes. Text: "Hallowed be Your name".
- Card 5:** Illustration of a loaf of bread. Text: "Give us this day our daily Bread."
- Card 6:** Illustration of a cross with a heart. Text: "and forgive us our debts, as we also have forgiven our debtors."
- Card 7:** Illustration of a green arrow. Text: "And lead us not into temptation, but deliver us from evil".
- Card 8:** Illustration of a crown. Text: "For Yours is the Kingdom and the power and the glory forever. Amen."
- Card 9:** A full version of the prayer text with small icons corresponding to the cards: "Our Father in Heaven, hallowed be Your name. Your Kingdom come, Your will be done, on Earth as it is in Heaven. Give us this day our daily bread, and Forgive us our debts, as we also have forgiven our debtors. And lead us not into temptation, but deliver us from evil. For Yours is the Kingdom and the power and the glory forever. Amen."



Stick up the “Lord’s Prayer” posters around the venue. By each poster, place the cut out missing words from the craft in a small container.

Play the following song [https://youtu.be/NkIW8CTrHF4?si=wF6x\\_Q-SoJQ42Lmx](https://youtu.be/NkIW8CTrHF4?si=wF6x_Q-SoJQ42Lmx) *The Lord’s Prayer with Motions* by Summit Kids.

The children dance around in a marked off area. When the music stops they run to one of the posters, read out loud what it says and collect the missing word to stick on their craft later.

Continue until all the children have collected all their missing pieces.


## 2) Hands on

Jess	Welcome children. I am so excited to tell you about our new series. But first I think we should pray, Bobo, will you pray for us?
Bobo	(Looks up unsure) Yes sure. .... <i>(clear throat ... take deep breath like going to ... look around again then repeat)</i>
Jess	Go on Bobo – please pray for us.
Bobo	Ok sure. Ummmm? <i>(Repeat actions as before)</i>
Jess	What’s wrong Bobo? Why aren’t you praying?
Bobo	<i>(sheepishly)</i> Aunty Jess, I don’t know how to pray.
Jess	You don’t?
Bobo	No, no one has ever taught me. <i>(Head down sad)</i>
Jess	Well Bobo, have I got great news for you.
Bobo	You do?!
Jess	Yes, this series we are going to learn HOW TO PRAY?
Bobo	We are?! That is so exciting.
Jess	Just like you Bobo, Jesus’ disciples weren’t sure how to pray either and so they asked Jesus and Jesus taught them. He even gave them a perfect example of how to pray which we call the Lord’s prayer.
Bobo	Oh I’d love to learn how to pray. Especially if Jesus is the one teaching us.
Jess	Praying to God is really just talking to God so just like you talk to your mom, dad and friends, you can talk to God. You don’t have to only say the words in the Lord’s prayer.
Bobo	I can just talk to God.
Jess	Yip.
Bobo	Aunt Jess I think I’m ready to pray now. Could I try again?
Jess	Sure thing Bobo
Bobo	Dear Father God, thank you that you are so big and mighty. Thank you that you love me, I love you too God. I’m sorry that I mess up sometimes, please forgive me. Please help me to learn how to pray the way you want me to. Please bless all my friends at Children’s Church and help them to love you forever. Amen.
Jess	Thank you Bobo. See, you can pray! We can all pray!



### 3) Bible Story + Lesson

#### What you will need:

- Pictures for each story. Fold along the dotted line so that the pictures are back to back.



"Our Father in Heaven,  
hallowed be Your name,  
Your Kingdom come,  
Your will be done,  
on Earth as it is in Heaven."  
Give us this day our daily bread,  
and forgive us our debts,  
as we also have forgiven our debtors.  
And lead us not into temptation,  
but deliver us from evil.  
For Yours is the Kingdom and the  
power and the glory forever. Amen."



Spend time  
speaking to  
God

But when you pray, go away by yourself, shut the door behind you, and pray to your Father in private. Then your Father, who sees everything, will reward you. Matthew 6:6



Remember,  
you are  
speaking to  
God your  
Father.

"See how very much our Father loves us, for He calls us His children, and that is what we are" 1 John 3:1



Prayer  
is between  
God and you.  
Be humble and  
don't make it  
a show.

When you pray, don't be like the hypocrites who love to pray publicly on street corners and in the synagogues where everyone can see them. Matthew 6:5



Be honest  
when you  
speak to  
God.

For your Father knows exactly what you need even before you ask Him! Matthew 6:8

After telling the story, turn over each picture to show what Jesus taught us about praying.

You may feel nervous about praying. Maybe you feel like you don't know what to say or worried you will make a mistake. Or maybe you just don't know how to pray. The good news is that Jesus is the perfect teacher. So let's look and see what Jesus taught us about praying.



One day, Jesus' disciples were looking for Him everywhere. If you couldn't be found anywhere what would you be doing when someone eventually found you? *(Let the children answer)*

Where do you think Jesus was? Let's read Mark 1:35-38 to find out. *(For fun hide your Bible and have the children look for it like the disciples looked for Jesus)*

<sup>35</sup> Before daybreak the next morning, Jesus got up and went out to an isolated place to pray. <sup>36</sup> Later Simon and the others went out to find Him.

<sup>37</sup> When they found Him, they said, "Everyone is looking for You."

<sup>38</sup> But Jesus replied, "We must go on to other towns as well, and I will preach to them, too. That is why I came." Mark 1:35-38

Where was Jesus? Jesus was in a quiet place, all alone, praying to God. Jesus knew if He was going to help others know about God He needed to have a close relationship with God, His Father. He loved God and trusted God to help Him.

Jesus spent a lot of time praying to God. One time Jesus prayed all night! We can learn from Jesus' example.

"Our Father in Heaven,  
 hallowed be Your name.  
 Your Kingdom come,  
 Your will be done,  
 on Earth as it is in Heaven.  
 Give us this day our daily bread,  
 and forgive us our debts,  
 as we also have forgiven our debtors.  
 And lead us not into temptation,  
 but deliver us from evil.  
 For Yours is the Kingdom and the  
 power and the glory forever. Amen."


When Jesus was teaching up on a mountain the disciples asked Jesus how they should pray. Jesus taught them an example of a prayer. We call this the Lord's Prayer. *Read Matthew 6:9-13.* It is important to notice that Jesus said "Pray like this". He didn't say to only use these words when you pray.

Jesus also told stories about praying so that we would all know how to talk to God. You can find this one in Luke 18:9-14.



A Pharisee and a tax collector went to the temple to pray.

When the Pharisee prayed, he stood up and spoke loudly so that everyone could hear him. He bragged about all the good things he had done and said how glad he was that he didn't sin. We know that it was impossible that he had never sinned because God tells us that everyone has sinned.




When the tax collector prayed, he stood quietly by himself looking down. He quietly asked God to forgive him for the wrong things he had done. Just like the Pharisee, the tax collector had also sinned but the tax collector knew that he needed God's forgiveness.

Which person do you think Jesus was teaching us to pray like? *(Allow the children to answer).* Yes, like the tax collector.

Look how much Jesus taught us about praying. *Hold each picture up one at a time and ask the children what they think it teaches us. Then turn that picture over to discuss what it says.*

*Turn over the picture of Jesus praying alone.*



Spend time  
 speaking to  
 God

But when you pray, go away by yourself, shut the door behind you, and pray to your Father in private. Then your Father, who sees everything, will reward you. Matthew 6:6

Jesus' actions showed us that we need to spend time alone talking with God. But when you pray, go away by yourself, shut the door behind you, and pray to your Father in private. Then your Father, who sees everything, will reward you. Matthew 6:6

### Turn over the picture of the Lord's Prayer



"See how very much our Father loves us, for He calls us His children, and that is what we are"  
1 John 3:1

Remember,  
you are  
speaking to  
God your  
Father.

Jesus' example of how to pray reminds us of who we are praying to (*Our Holy, forgiving Father*) and what to pray for (*To say thank you, for forgiveness, for the things we need, for guidance and protection*)

See how very much our Father loves us, for He calls us His children, and that is what we are. 1 John 3:1

### Turn over the picture of the Pharisee



Prayer  
is between  
God and you.  
Be humble and  
don't make it  
a show.

When you pray, don't be like the hypocrites who love to pray publicly on street corners and in the synagogues where everyone can see them.  
Matthew 6:5

Jesus tells us that prayer is between us and God our Father. We do not pray so that everyone thinks, "Wow, they are great. Look how well they are praying." It's not about bragging or using fancy words so people will think we are great.

### Turn over the picture of the Tax collector



Be honest  
when you  
speak to  
God.

For your Father knows exactly what you need even before you ask Him! Matthew 6:8

We should be honest and tell God when we've done wrong things. God knows everything about us, even what we need before we ask Him. We don't need a lot of words or to use a special "holy Christian language". We can just enjoy speaking with God. For your Father knows exactly what you need even before you ask Him! Matthew 6:8

Spending time praying to God is very important. The best way to learn how to pray is to try.

*Have the children sit away from the others and quietly pray to God by themselves.*

#### 4) Review Questions:

- Show each picture from the story and see how many things they can remember that Jesus taught us about praying.
- Can you pray? *Yes, and Jesus wants you to pray. Praying is speaking with God. It doesn't need any fancy words.*
- Is it wrong to pray out loud? *No! Praying out loud and together is a good thing. The Pharisee made the mistake of praying out loud so others could hear how great he is.*

## 5) Craft

### Option 1: The Lord's Prayer – add the missing words

See the memory verse game.

“Our   in Heaven,

 be Your name.

Your   come,

Your will be done,

on   as it is in   .

Give us this day our daily   ,

and   us our debts,

as we also have forgiven our debtors.

And   us not into temptation,

but deliver us from evil.

For Yours is the   and the  
power and the glory forever. Amen.”

Kingdom  hallowed  Earth 

Forgive  Heaven  Kingdom 

lead  bread  Father 

## Lesson 2: God listens to our prayers

### Main focus for the lesson:

- God wants us to keep on asking and speaking to Him.
- God loves us and wants to help us.

### 1) Memory Verse

- Luke 11:9

***“Ask and it will be given to you; seek and you will find; knock and the door will be opened to you.”***

### Idea to teach the memory verse.

Let children stand in a line one behind the other. Give the person at the back of the line a small gift. They gently “knock” the person’s back in front of them and begin ***Knock, knock***

*Who’s there?*

***Ask***

*Ask who?*

***Ask God and it will be given to you.***

Continue until everyone has said the verse and the gift has reached the front. Remind the children that sometimes God makes us ask more than once before He answers our prayers. They mustn’t give up as He wants us to keep on asking.

You can find the following worship song at

<https://www.youtube.com/watch?v=oQGO1B3UkiY> *Ask Seek Knock - Cornerstone Kids Worship.*

### 2) Hands on

#### 2.1) Skit: Perform all or one of the skits

Matt	Hi, how are you? I'm so glad I bumped into you! I have something so important I really need to share with you.
Paul	Oh that's nice.
Matt	Um, Paul, are you listening?
Paul	Ja, sure. Hey, what's that? Oooo chips. <i>(pick up some chips)</i>
Matt	Well I just..
Paul	Crunch <i>(Make a noise with the packet and crunching the chips)</i>
Matt	Well I just...
Paul	Crunch
Matt	Wanted...
Paul	Crunch
Matt	To say...
Paul	Crunch



Matt	That well I...
Paul	Crunch
Matt	I mean...
Paul	Crunch
Matt	Paul?
Paul	Crunch
Matt	Are you listening?
Paul	Ahh man, they're finished. I can't listen now, gotta run. Great seeing you.
Matt	Gee wizz, he wasn't listening to me.
	<b><i>(Sue walks in with earphones on)</i></b>
Matt	Hey Sue. So glad to see you!
Sue	<i>(Sue says shouting over her music)</i> HI MATT. HOW'S IT GOING?
Matt	Great. I'm so glad I bumped into you. I have something so important I really need to share with you.
Sue	WHAT?
Matt	I SAID I HAVE SOMETHING I WANT TO TELL YOU!
Sue	WHAT? YOU WANT TO SELL ME SOMETHING?
Matt	NOT SELL YOU SOMETHING - TELL YOU SOMETHING. I WANT TO TELL YOU SOMETHING.
Sue	SORRY MATT I DON'T HAVE ANY MONEY. Cheers catch you later.
Matt	Wait. Not sell. I want to tell you something. Seriously, will no one listen to me? <i>(Sit slumped with head in hands)</i>
	<b><i>(Matt's phone rings and he answers it)</i></b>
Matt	Hey Julie. Yes, I'll be there on Friday at 6 'o'clock. Listen before you go, I just wanted to tell you something really important... You see Julia I really ...  Hello? Can you hear me? Can you hear me now? Can you hear me now? Can you hear me now? <i>(Walk around and act as if trying to get signal)</i>  <i>(Act as if line gets dropped and phone back)</i> Oh there you are. So as I was saying ... Hello ... Can you hear me now? <i>(Repeat quite a few times until he leaves the room.)</i>
Matt	<i>(Matt hangs up the phone)</i> Hang on I know someone that will <b>ALWAYS LISTEN</b> to me!  Dear God Thank you God that you always listen to me. You are a great and mighty God... <i>(Exit while talking to God)</i>
Leader	<i>(Leader comes out)</i> Have you ever felt like no one is listening to you? People can seem distracted or disinterested in what we have to say.

Our cell phone conversations often get cut off because of bad signal and messages don't go through.


With God this never happens. God is always listening. He is never distracted or disinterested in what we have to say. Our prayers with God never get cut off. We can be sure that when we pray, God hears **EVERY** word clearly!

### 3) Bible Story + Lesson

#### What you will need:

- Split pin to attach the arm
- Scene with the door stuck so it can flap open

*Use the tab to move the arm as if knocking as you tell the story. Children could use their craft (Option 1) as the story is told.*



Jesus went up on a mountain and many people followed Him. There He taught the people about how to live lives that pleased Him, Such as to love our enemies, be generous to the poor, forgive others and to live lives without sin. Jesus knew that we needed God's help to do these things and so He taught us how to pray.

This is a story that Jesus told them. (Luke 11:5-10) Let's see if you can work out what Jesus was teaching us about praying?

One night a friend who had travelled a long way came to the man's house. The friend was very hungry. "Please can I have something to eat?" he asked. The man was so embarrassed as he didn't have any food to give him.

He knew that it was late at night, but the man still wanted to help his friend so he went to his neighbour's house and knocked on his door. *(Move the arm as if knocking)* He asked "Could you lend me some bread? A friend has come to visit and I have nothing to feed him!"

The neighbour didn't want to get up. "Don't bother me. It's late!" he called back. "The house is locked and everyone is asleep."

But the man kept on knocking. And knocking. And knocking. *(Move the arm as if knocking)*. He kept on asking him for help. "Please help us! My friend is very hungry. He's come a long way and needs some food!" he must have said.

Eventually the neighbour got out of bed and gave him the bread he needed. *(Open the flap of the door)*

Jesus finished the story by telling his friends, "And so I tell you, keep on asking, and you will receive what you ask for. Keep on seeking, and you will find. Keep on knocking, and the door will be opened to you. For everyone who asks, receives. Everyone who seeks, finds. And to everyone who knocks, the door will be opened. Luke 11:9-10

Did you work out what Jesus was teaching us about praying? Jesus wants us to keep on asking Him. He wants us to see that if even the neighbour helped, how much more will God help us.


Jesus says that is how we should pray. We should keep on asking! Keep on believing that God will give you the best answer. Don't give up. God loves you. He will help you!

#### 4) Review Questions:

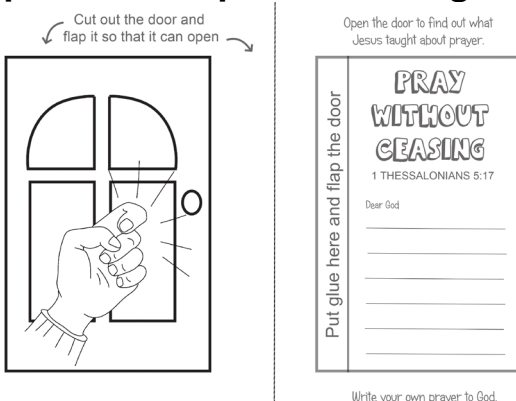
- Did the man give up asking for bread? *No, and neither should we when we ask God for help.*
- The man in the story asked for bread. What are you asking God for? *God wants us to ask for everything we need. For example, protection, wisdom, forgiveness, guidance, provision and anything else we need.*

#### 5) Craft

##### Option 1: Persistent neighbour



##### Option 2: Keep on knocking



## Lesson 3: Our Father

### Main focus for the lesson:

- God is our perfect Father and that is who we are praying to.
- Knowing how perfect and powerful God our Father is helps us to pray with confidence.

### 1) Memory Verse

- 1 John 3:1

***“See how very much our Father loves us, for He calls us His children, and that is what we are.”***

### Idea to teach the memory verse.

*Split the children into two groups. One group will say the verse to the other. Then the other group will say it in return. Start off quietly getting louder each time. If the venue allows, have each group take a step further away from the other each time.*

Verse	Action
See how	Make binoculars over eyes
Very much	Arms wide open
Our Father	Point up
Loves us	Cross arms over chest
For He calls us His children	Hold out hands like you are patting heads
And that is what we are	Jump with arms up

### 2) Hands on

*Have leaders dressed up as a soccer coach, a baker and a musician.*

Who will I ask if I want to know....

- The ingredients needed to make a cake?
- The rules for a soccer game?
- The tune of a song?
- How long to leave the cake in the oven for?
- How to play a guitar?
- How to dribble a ball?

We don't just ask anyone for these things. We ask the person who will know the answer and give us the help we need. This is the same as when we pray. Sometimes we say words out loud as if we are speaking to the air. It is important to first think about who we are speaking to; God, the one who knows everything and wants to help us with everything. God, who is our loving and perfect Father. Knowing that we are speaking to our Father should change the way we pray.

### 3) Bible Story + Lesson

Stick the pictures up far away where the children can't see clearly what they say unless they come closer. In the same way, we need to come close to God and spend time with Him so that we know how great He is.

Children use each picture and the verse to work out what it tells us about God our Father.

The first line that Jesus taught the disciples on praying is "Our Father in Heaven". This is the perfect way to start a prayer. Why? Because this is exactly who we are praying to. There is no doubt with whom we are talking...God who is our Father and is in Heaven.

Let's find out a little more about our Father. Can you see what those posters say? *Point to the pictures far away.* No, we need to get closer. In the same way we need to get closer to God so we can see just what an awesome Father He is and remember who we are speaking to.



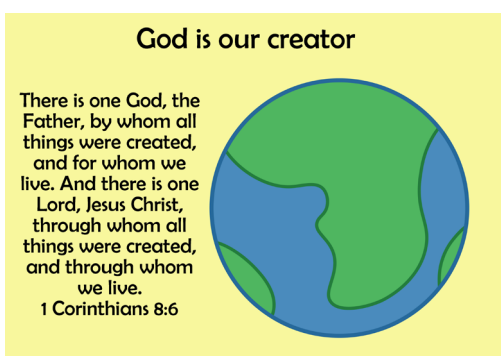
**Father:** The LORD is like a father to His children, tender and compassionate to those who fear Him. Psalm 103:13

God our Father is caring, kind and forgiving. We can come to Him with anything, even when we have done things wrong. Does that change the way you pray? *(Let the children answer.)*



**Crown:** The LORD is King forever and ever! Psalm 10:16

God our Father is not only the King of everyone and everything, He is the King forever! Does that change the way you pray? *(Let the children answer.)*



**World:** There is one God, the Father, by whom all things were created, and for whom we live. And there is one Lord, Jesus Christ, through whom all things were created, and through whom we live. 1 Corinthians 8:6  
God our Father made everything, including us! He is the Creator of everything and always will be. Does that change the way you pray? *(Let the children answer.)*

God is perfect

# 100%

But you are to be perfect, even as your Father in Heaven is perfect. Matthew 5:48

**100%:** But you are to be perfect, even as your Father in Heaven is perfect. Matthew 5:48 God our Father is perfect. He has never, and will never, do even one thing wrong. He hears our prayers and answers them perfectly. Does that change the way you pray? *(Let the children answer.)*

God is generous



Whatever is good and perfect is a gift coming down to us from God our Father, who created all the lights in the heavens. He never changes or casts a shifting shadow. James 1:17

**Gift:** Whatever is good and perfect is a gift coming down to us from God our Father, who created all the lights in the heavens. He never changes or casts a shifting shadow. James 1:17

God our Father is generous. All good and perfect gifts are from Him. That is who we are asking things from. God also never changes, which means all these things we have learnt about Him

will stay the same forever. Does that change the way you pray? *(Let the children answer.)*

God is love



See how very much our Father loves us, for He calls us His children, and that is what we are. 1 John 3:1

**Heart:** See how very much our Father loves us, for He calls us His children, and that is what we are. 1 John 3:1

God our Father loves us so much that the Bible even says we cannot measure how much He loves us. And He loves us without us doing anything to earn it. And nothing we do can make us lose the love He has for us. Does that change the way you pray? *(Let the children answer.)*

When we pray "Our Father" we declare that we belong to the holy and powerful Father who loves us like no one else can. We pray with more confidence when we know how powerful and perfect God, our Father, is.

*(Note to teachers: When talking about a father, be sensitive that some children in the group may not have a good dad or one at all. The focus needs to be that all fathers on Earth have made mistakes and only God is the perfect Father. He loves us perfectly and everything He does is perfect.)*

#### 4) Review Questions:

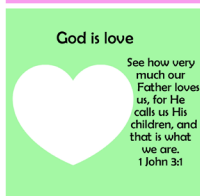
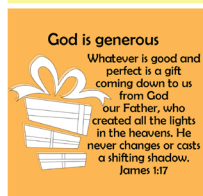
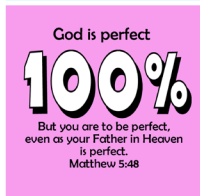
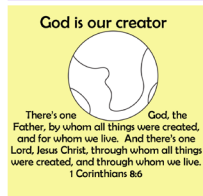
- a) What do you know about God your Father? *(He is caring, kind, forgiving, He is the King and Creator, He is perfect and generous, He is your Father and you are His child who He loves very much.)*



b) What will you do to remind yourself that you are speaking to an awesome Father before you pray? (Think about it first, have a poster reminding you who He is, read the Bible to find out more about Him or write down the prayers He has answered.)

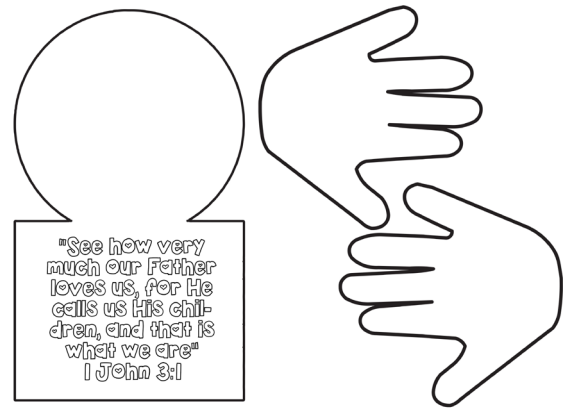
### 5) Craft

#### Option 1: I pray to the one and only God. He is...



Children cut the cards and staple them in a strip to remind them who God is and to think first think about these things before they pray.

#### Option 2: We are His children



Add the hands to the ends of a long strip of material. Decorate the head and add it to the arms. Encourage the children to use their craft to teach friends and family the verse.

## Lesson 4: Hallowed be His name

### Main focus for the lesson:

- God is worthy to be praised everywhere and all the time.
- Pray not only to ask God for things but to give Him the thanks and praise He deserves.

### 1) Memory Verse

- Psalm 113:3

***“Everywhere - from east to west - praise the name of the Lord.”***

### Idea to teach the memory verse.

Label the corners of the room as North, South, East and West. When the leader calls “from the East” all the children run there and say “Praise the name of the Lord.” Then the leader continues “to the West” and again the children run there and say “Praise the name of the Lord.”

Keep changing the direction called.

When the leader calls “Everywhere” the children must spin once where they are and say “Praise the name of the Lord.”

This verse is teaching us that no matter where we are, the whole world must praise the name of the Lord.

A different translation of the Bible says, ***“From the rising of the sun to its setting, the name of the LORD is to be praised!” (NIV)***

Which is also true. No matter what time of day or night it is, God should be praised.

### 2) Hands on

#### Puppet show:

Leader	Hello children, hasn't it been such fun learning the Lord's Prayer? Last week we learnt that we are praying to God our Father in Heaven.
Bobo	<i>(Bobo pops up)</i> Yes! Our Father in Heaven... that's my <b>FAVOURITE</b> part! I just love praying to God our Father.
Leader	Oh, hello. That's wonderful Bobo! Do you know what the next part of the prayer says?
Bobo	I sure do ... HELLO be your name. But uh? God's name isn't "Hello" why does it say that?
Leader	Oh Bobo, it's not HELLO be your name – it's HALLOWED be Your name. It means God's name is Holy. It means God is set apart from everyone else because He is so awesome and so much greater than everyone else.

Bobo	God's name sure is Holy. God's so much greater that I just want to praise and worship Him all day long. He is wonderful and marvelous and special and amazing ...
Leader	Wow Bobo, I can see that you really love God.
Bobo	I sure do and HALLOWED is His name! Now that's my <b>FAVOURITE</b> part of the Lord's prayer.
Leader	Next week we are going to learn the next line Jesus taught us. "Your Kingdom come, Your will be done."
Bobo	What?! God's will be done. Now <b>THAT'S MY FAVOURITE part!</b>
Leader	Oh Bobo!
Bobo	Bye children. Don't forget to pray to our Holy Father.
Leader	Bye


### 3) Bible Story + Lesson

Either draw the picture or show the animated video where the children have to guess what it is before it is coloured in. *Guess the Picture - Palm Sunday* (Leader Resource) [https://youtu.be/n0KBWRssP\\_A?si=SlqZZmoCcwUWieXH](https://youtu.be/n0KBWRssP_A?si=SlqZZmoCcwUWieXH)


I am going to tell you a story from the Bible. You can find it in Luke 19:28-40. For a bit of fun, I am going to draw a picture and you have to try and guess what it is so you can answer what happens next in the story. Are you ready? Jesus was on His way to a town but before He got there He needed some disciples to go ahead and fetch Him something. How many disciples do you think Jesus asked to go on ahead? *(Draw the number two or show the video.)*

2

Yes, Jesus called **two** disciples over. He told them "Go ahead into the town when you get there you will see ... *(Draw the donkey or show the video.)*




Can you guess what they will see? Yes, Jesus told them that they would see a donkey. He told them to untie the donkey and bring it back to Him. Jesus also said "if anyone asks you – 'Why are you untying the donkey?' just tell them 'The Lord needs it.'"



So the two disciples went ahead to the town. Can you guess what they saw when they got there? *(Draw the donkey or show the video.)*

Yes, they saw a donkey and they untied it just like Jesus had told them to.

When a man asked "Why are you untying the donkey?" they told him: "The Lord needs it." Do you think the man let them take the donkey to Jesus? *(Draw a thumbs up or show the video.)*



Yes, he did.

They brought the donkey to Jesus. Then the disciples laid something on top of the donkey so Jesus could ride on it? Can you guess what they laid on top of the donkey? *(Draw a coat or show the video.)*

Yes, they laid a coat on the donkey and Jesus climbed on and rode into the town.



A lot of people came to see Jesus. And they laid things on the floor in front of Jesus. What did they lay on the floor? *(Draw the palm leaf or show the video.)* Yes, palm leaves.




What else do you think they laid on the floor? *(Draw the coat or show the video.)* They also lay coats on the floor. They did this to show that Jesus was very important.

And can you guess what they were waving in their hands? *(Draw the palm leaf or show the video.)* They were waving palm leaves.



They also called out Hossana! And shouted praises to Jesus. Can you guess who they were saying Jesus was? *(Draw the crown or show the video.)*


Yes, they were saying that Jesus was the King! And not just any King but the King of all kings!



Then some men came up to Jesus. They were Pharisees. They saw all the people singing to Jesus and calling Him King. How did this make these men feel? *(Draw the angry face or show the video.)* It made them angry. They knew there was no way they could stop the people from praising Jesus and so they said to Jesus "Make them stop calling you King!"



Do you think Jesus listened to the men and told the people to stop calling Him the King of kings? *(Draw the cross or show the video.)* No way! Jesus was not going to tell them to stop because that is who He is.



Then Jesus said something amazing. Can you guess what this picture is of? *(Draw a rock or show the video.)*

They are rocks. Jesus said that even if the people didn't praise Him, then the rocks would.



Have you ever seen a rock sing? No! That would be ridiculous! It would be crazy if a rock started to sing. But do you know what is even more ridiculous and even more crazy? It is even more crazy if we didn't sing and tell Jesus how amazing He is. You see Jesus is the King. He is the King of everyone and everything.

When we really know Jesus and what He has done for us, what does it make us want to do?

(Draw the hands praising or show the video.)



We want to praise and worship Him because He is an amazing and perfect King.

Jesus taught us that when we pray we begin by first thinking of who we are praying to, "Our Father who art in Heaven" and immediately that makes us remember how great and worthy of praise He is... "Hallowed be thy name".

Jesus encourages us to bring all our needs and worries to Him but more importantly He tells us to give God the praise He deserves. We need to take care to not make prayer about asking for a long list of things we want but rather remembering to thank God for what He has done and to tell Him how great He is. When we do this we are showing God the love, honour and respect He deserves.

#### 4) Review Questions:

- a) What do you love about God? Close your eyes and tell Him.
- b) What has God given you or done for you? Close your eyes and thank Him.

#### 5) Craft

##### Option 1: Prayer rock

Decorate smooth stones with kokis, feathers or paint.



I'm just a tiny little rock  
picked up from off the ground.  
You won't forget to say your  
prayers if you keep me around.

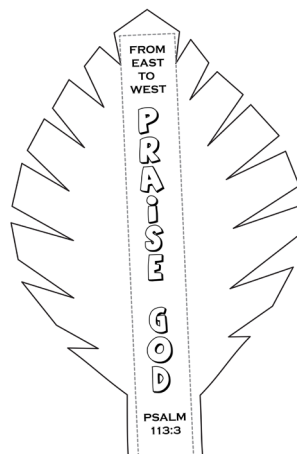
Put me on your pillow  
when you make your bed  
And when you crawl inside at  
night,  
I'll bump you on the head.

But please don't scream or holler  
or like a lion roar.  
Just close your eyes and say  
your prayers  
and drop me on the floor.

In the morning when you wake  
and I make you stub your toe,  
Shout "Glory! Hallelujah!"  
Say a prayer and off you go!

Put me back upon your pillow,  
let the cycle never end.  
I'll be your little prayer rock  
and maybe your best friend!

##### Option 2: Palm unfold





# Lesson 5: God's will be done

## Main focus for the lesson:

- To encourage children to pray for God's will.
- To help children know what God's will is.

## 1) Memory Verse

- Matthew 6:10

***"Your will be done on Earth as it is in Heaven."***

## Idea to teach the memory verse.

As you unravel the flags of what God's will is, (see *the hands on*) the children repeat the verse Matthew 6:10. "Your will be done on Earth as it is in Heaven."

## 2) Hands on

### What you will need:

- Flags with the verses written on which you will unfold and reveal what each says.



Jesus teaches us to pray for God's will to be done. But what do we actually pray for and how do we know what His will is? The more time we spend praying to God and reading the Bible the more God reveals what His will or perfect plan is.

If everyone on Earth acted according to God's will what a wonderful Kingdom it would be. How exciting is it to know that this is what God's Kingdom in Heaven is like. These flags are like the ones you find flying outside a kingdom. Let's unravel them and see that they tell us about God's will for us and for His Kingdom.

**GOD'S WILL IS FOR  
PEOPLE TO  
BE SAVED**

For it is My Father's will that all who see His Son and believe in Him should have eternal life. I will raise them up at the last day.  
John 6:40

### **Flag 1:** People to be saved

God's ultimate will is for people to be saved and to have a relationship with Him through Jesus Christ.

For it is My Father's will that all who see His Son and believe in Him should have eternal life. I will raise them up at the last day. John 6:40



**GOD'S WILL IS  
LIVE HOLY  
LIVES**

But now you must be holy in everything you do, just as God who chose you is Holy.  
1 Peter 1:15

**Flag 2: Live Holy lives**

God's will is that we live holy lives, imitating His character by obeying His commandments, loving others, and serving Him. But now you must be holy in everything you do, just as God who chose you is Holy. 1 Peter 1:15

**GOD'S WILL IS  
ALWAYS BE  
THANKFUL**

Be thankful in all circumstances, for this is God's will for you who belong to Christ Jesus.  
1 Thessalonians 5:18

**Flag 3: Always be thankful**

God's will is for us to be thankful to Him, no matter what we are going through.

Be thankful in all circumstances, for this is God's will for you who belong to Christ Jesus. 1 Thessalonians 5:18

**GOD'S WILL IS  
SERVE  
OTHERS**

In the same way, let your good deeds shine out for all to see, so that everyone will praise your Heavenly Father.  
Matthew 5:16

**Flag 4: Serve others**

God's will is for us to serve people, to show love, kindness, and help others in our everyday lives so others will praise God.

In the same way, let your good deeds shine out for all to see, so that everyone will praise your Heavenly Father.  
Matthew 5:16

**GOD'S WILL IS  
BE  
TRANSFORMED  
BY GOD**

Don't copy the behaviour and customs of this world, but let God transform you into a new person by changing the way you think. Then you will learn to know God's will for you, which is good and pleasing and perfect.  
Romans 12:2

**Flag 5: Be transformed by God**

God's will is for us to allow Him to change the way we think so that we know and do His will.

Don't copy the behaviour and customs of this world, but let God transform you into a new person by changing the way you think. Then you will learn to know God's will for you, which is good and pleasing and perfect.  
Romans 12:2

**GOD'S WILL IS TO  
BRING  
GLORY TO  
HIM**

So whether you eat or drink, or whatever you do, do it all for the glory of God. 1 Corinthians 10:31

**Flag 6: Bring glory to God**

God's will is for not only part of our lives but everything we do is for Him. This is what Jesus taught us to pray that God's will be done.

So whether you eat or drink, or whatever you do, do it all for the glory of God. 1 Corinthians 10:31

### 3) Bible Story + Lesson

#### What you will need:

- Prepare the picture before by:
  - Printing the picture with Jesus speaking and kneeling back to back.
  - Now stick this picture onto the background so it flaps.



Today's story comes from Matthew 26:36-46 and it teaches us that Jesus prayed for God's will to be done.

From the moment the first person ever sinned, God planned to send a Saviour. The Saviour would take our punishment of death and separation from God that our sin deserved. Jesus, who is God's son, knew He was that Saviour who would pay the price for our sins. Jesus also knew that the only way He could do this, was to die in our place. And this was His Father's will. Wow! God really loves us!



How do you think that made Jesus feel? When we feel like this, what should we do? (Let the children answer). God wants us to pray to Him, no matter how we are feeling.

*(Begin with the picture showing Jesus talking to the disciples)*

Jesus was feeling very sad and worried.

Jesus needed to talk to God, His Father. He took some of His disciples to the Garden of Gethsemane. He said to His disciples, "I feel so sad that it's almost too much for Me. Keep watch and pray."

Let's read what Jesus did next in Matthew 26:39



*(Turn the flap to show Jesus praying to God)*  
Jesus went on a little farther and bowed with His face to the ground, praying, "My Father! If it is possible, let this cup of suffering be taken away from Me. Yet I want Your will to be done, not Mine." Matthew 26:39

After praying, Jesus went back to His disciples, but guess what? They were asleep!

*(Turn the flap back showing Jesus talking to the disciples)*

He said to Peter, "Couldn't you stay awake with Me for just one hour? Please keep watch and pray so you won't give in to temptation."

*(Turn the flap to show Jesus praying to God)*

Jesus went back to pray again. Again He prayed the same prayer: "God, My Father, I want Your will to be done, not Mine."

Jesus was asking for God's help. He didn't want to suffer but was willing to do it if it was God's will.

When Jesus came back, again the disciples were asleep. *(Turn the flap back showing Jesus talking to the disciples)*. Again, He asked them to keep watch and pray.

*(Turn the flap to show Jesus praying to God)*

Just like before Jesus went off a little way and desperately prayed to God for help. Again, Jesus prayed that as difficult as it would be, more importantly He wanted God's will to be done. Jesus knew that this was going to be a very difficult thing for Him. The Bible even says that His "soul was crushed with anguish". God heard Jesus' prayers. "Then an angel from Heaven appeared and strengthened Him." Luke 22:43

*(Turn the flap back showing Jesus talking to the disciples)*

When Jesus came back a third time, He found His disciples asleep again! But this time the soldiers were there to arrest Him. God's plan was about to be witnessed.

How great is Jesus that He prayed and trusted God to follow His will. If He did not, we would not be able to be forgiven and live with God in Heaven.

We can learn from Jesus' prayer. We should always pray for God's will, and not our own.


#### **4) Review Questions:**

- a) What did Jesus do when He was really worried? *Jesus prayed and so should we.*
- b) What did this story teach you about praying for God's will? *Following God's plan may not always be easy to do. That is why it is important to know Him as your Father as this helps us trust Him and know that His plans are much greater than ours. Just like Jesus, God will give us the strength we need to do His plans.*


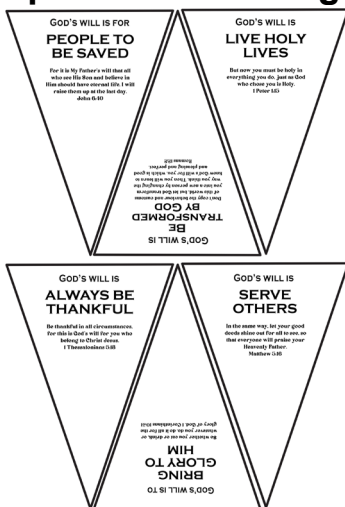
## 5) Craft

### Option 1: Jesus prays for God's will

Children make their own story aid so that they can retell the story to others.



### Option 2: Mini Kingdom flags



## Lesson 6: Give us our daily bread

### Main focus for the lesson:

- Prayer needs to be a daily reliance on God.
- We can trust God daily to give us the things we need.

### 1) Memory Verse

- Philippians 4:19

***“And this same God who takes care of me will supply all your needs from His glorious riches, which have been given to us in Christ Jesus.”***

### Idea to teach the memory verse.

#### What you will need:

- A multiple layered wrapped parcel. Use newspaper.

Children sit in a circle. Everyone says the verse together, passing the parcel as they do. The last person holding the parcel at the end of the verse unwraps one layer. Continue until all layers are unwrapped.

### 2) Hands on

#### Skit:

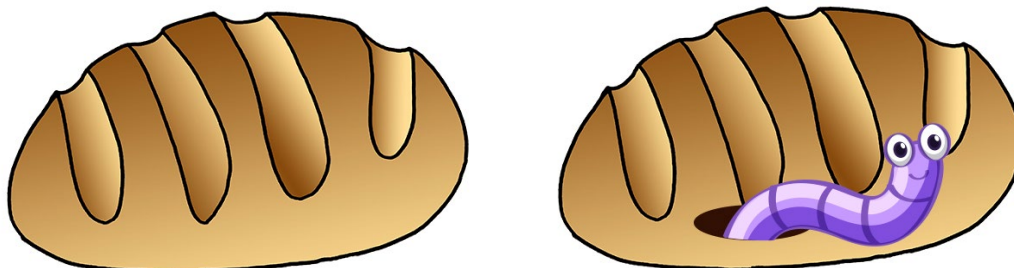
Joe	Hey Pam, do you know the man at the shop on the corner?
Pam	Grumpy Pete. Yes, everyone knows Grumpy Pete. What did he do this time?
Joe	Well I went to his shop and I asked him for some fish and do you know what he gave me?
Pam	A snake! I bet he gave you a snake!
Joe	No, he gave me some fish.
Pam	Oh, ok? Are you sure it's not a snake in a fish outfit?
Joe	Nope it's definitely a fish. So I went back to him later to go get some eggs.
Pam	What did you say?
Joe	I said hey Pete, can I have some eggs?
Pam	Let me guess he gave you a SCORPION!
Joe	Nope. He gave me some eggs.
Pam	Really? I thought he would have given you a scorpion. Joe, I don't understand? If he gave you what you asked for, why are you telling me this?
Joe	Well I was reading in the Bible in Luke 11: 11-13 and it says that if an evil man, or a man like Grumpy Pete, will give you what you ask for, how much more will our wonderful Father in Heaven give to us when we ask.
Pam	You are so right Joe! God provides us with everything we need. He looks after us in every way and even gives us His Holy Spirit.

Joe	Now I understand why the prayer Jesus taught us says “Give us this day our daily bread.” God provides for us daily.
Pam	I’m so glad God loves us all. Come let’s go and tell Grumpy Pete that God loves him too. ( <i>exit</i> )

### 3) Bible Story + Lesson

#### What we will need:

- Cut out pictures of the bread
- Cut out pictures of the bread with worms
- Two bags or baskets
- A Bible to read the verses



After God saved the Israelites from slavery in Egypt, they began to complain to Moses saying, “If only the LORD had killed us back in Egypt. There we sat around pots filled with meat and ate all the bread we wanted. But now you have brought us into this wilderness to starve us all to death.” Exodus 16:3.

God heard their complaints and told Moses, “I’m going to rain down food from Heaven for you. Each day the people can go out and pick up as much food as they need for that day. I will test them in this to see whether or not they will follow my instructions.” Exodus 16:4.

God wanted them to collect **only what they needed** for each day, so they would learn to **trust Him daily** to provide for their needs. God told them that on the sixth day, they were to gather twice as much bread because the seventh day, the Sabbath, was to be a day of rest. God’s plan was to teach them to depend on Him each day and to rest in His care on the Sabbath.

The next morning the people saw small flakes like frost on the ground. They were puzzled and asked, “What is it?” Moses told them, “It is the bread the Lord has given you to eat” Exodus 16:15 ESV. They called it “manna,” which means “What is it?”

Every day God would make bread fall down from Heaven like this...and every day the people would collect as much as they needed.

*Scatter the loaves of bread all over the classroom and have the children collect and put it in the basket.*



On the sixth day God told the people to collect twice as much so they would have enough for the Sabbath. God would make bread fall down from Heaven like this ... and the people would collect enough for that day and the next.

*Scatter the loaves of bread all over the classroom and have the children collect and put it in the basket.*

Each person gathered as much as they needed. Moses reminded them what God had said, "Do not keep any of it until morning." Exodus 16:19.

But some people did not listen and kept some overnight. *(Take the basket with the bread and pack it away. Without the children seeing, swap it for the basket filled with the bread with worms.)* By the next morning, the left over manna had spoiled and was full of worms. *(Empty out the bread with worms).*

God wanted them to understand that He would provide for them each day; they didn't need to store up or worry.

On the sixth day, when they gathered twice as much like God had said, the manna they saved did not spoil. God was showing them that they could trust Him completely.

The people of Israel ate manna every day while they were in the wilderness. It was a reminder that God would take care of them each day, one day at a time. This story teaches us that we, too, can rely on God for what we need each day.

When Jesus taught us to pray, "Give us today our daily bread" Matthew 6:11, He was reminding us of when God provided bread for the Israelites in the desert and how they needed to trust God daily for what they needed.

Jesus wants us to depend on God daily too. He wants us to come to Him for help. He wants us to trust Him. We don't need to worry or try and fix things on our own. Jesus wants us to spend time speaking with God every day relying on Him for everything.

#### **4) Review Questions:**


- a) Why do you think God is the person we should be asking for our daily needs? *(Because He tells us to, He can provide all the things we need and God loves us.)*
- b) What are the things we can be relying on God for daily? *(Everything! Forgiveness, grace, understanding, love, our identity, physical needs, wisdom, direction... This list is endless.)*
- c) Are there things you want us to ask God for help for? *(Spend time praying for each other asking God for help)*

## 5) Craft

### Option 1: Manna Basket


Cut out and stick the flaps to make the basket. Stick cotton wool on to look like manna.

*Give us this day our daily bread. Matthew 6:11*



### Option 2: Door Knob Reminder

God wanted the people to rely on Him daily. Hang this reminder on your door knob so that you will remember to speak to God every day.



## Lesson 7: Forgive us our debts

### Main focus for the lesson:

- When we pray we should ask God to forgive us.
- We should try to forgive others in the same way as we have been forgiven.

### 1) Memory Verse

- Ephesians 4:32

***“Instead, be kind to each other, tenderhearted, forgiving one another, just as God through Christ has forgiven you.”***

### Idea to teach the memory verse.

See this in action at <https://youtu.be/A33o9fmTPYg?si=UWdqgjJ-L5umwmvF>

How wonderful is Jesus that He forgives us even when we do not deserve it. I am so grateful that He forgives me over and over again. *(Demonstrate that Jesus forgives for all of the things we do wrong as you toss out the chain from the tin)*

When someone does something wrong we can often react badly but Jesus said “Instead, be kind to each other, tenderhearted, forgiving one another, just as God through Christ has forgiven you.”

Jesus teaches us that we need to forgive others, not just once but over and over again, even if they keep doing the same thing wrong. *(Redo the demonstration)*

Let's learn the verse together.

*Let the children repeat the verse a few times first. Then throw one end of the chain out of the tin and let the children try to say the verse before the chain runs out.*

### 2) Hands on

#### What you will need:

- Brownie mix
- Bowl and spoon
- Something to ruin the brownie mix (e.g dog food)

I really like chocolate brownies and so I am making some. The instructions on the box says I must add eggs, milk and some sugar. So I've done that. Let me just stir it up. Yum, it looks so good.

I have some dog food over here. Maybe I will add some. Let me check the instructions. Nope, it doesn't say I should add dog food. But what if I just add in the tiniest of spoons. Surely just a little won't hurt! It's not that big a deal! Just this one time, just one little teaspoon won't make a big difference! Do you think that

just a little bit of dog food will ruin the brownies? Well, yes, of course it will! Even A LITTLE BIT of dog food would ruin it.

Sin is like this dog food. It messes up everything. Sin means we cannot be with God. There is no such thing as little sins and big sins - all sins separate us from God. And we have all sinned. We are like this ruined batch of brownies.

But here's the good news: **Jesus offers us forgiveness.** Just like I can throw out the ruined brownies and make a new batch, Jesus is the only one who can forgive us and make us like new again - sin free. He did that by dying on the cross for our sins, even though we didn't deserve it.

Sometimes we see our sins as small mistakes and the things people do against us as huge sins. But both are like dog food in the brownies. They both ruin the whole batch. We need to remember that Jesus forgave us and in the same way Jesus tells us to forgive others.

### 3) Bible Story + Lesson

#### What you will need:

- Swivel cup characters to tell the story. <https://youtu.be/K759toVpeJw>

Jesus wants us to forgive others in the same way as we have been forgiven. "Forgive us our debts, as we also have forgiven our debtors." Matthew 6:12

I want Jesus to forgive me for all my sins. How do you think Jesus wants us to forgive others? (*Let the children answer*) Jesus wants us to forgive others for all the wrong things they have done too.

Peter, one of Jesus' disciples, asked Him, "How many times must I forgive someone? Should I forgive seven times? "

And Jesus said "Not just seven times but seventy times seven!"

*Refer to the demonstration shown in the memory verse.*



Jesus wasn't saying we need to count how many times. He was saying that we need to forgive people over and over! To help us understand how important it is to forgive others like we have been forgiven Jesus told this story. (Matthew 18:21-35) A servant owed his king ten thousand bags of gold. There was no way the servant could pay back that much money! (*Turn the servant to a scared face*) The king ordered that he, his whole family and everything he owned must be sold to pay back the debt.



"Oh, please, your majesty," the servant begged. "I will pay back everything I owe. Please be patient." (*Turn the servant to a sad face*)

The King felt sorry for his servant. "Okay," the King said, "you don't have to pay back your debt now or ever! You no longer owe me any money!"

The servant must have been very happy. (*Turn the servant to a happy face*). The king had forgiven him his enormous debt! But that wasn't the end of the story.



While the servant was walking home, he saw a friend who owed him a hundred silver coins. (*Bring out the friend with a happy face*). When the servant saw his friend, he grabbed him and shouted, "You owe me money, pay it now!" (*Turn the servant's face to an angry face*)



"Oh, please," the friend begged. "I will pay back everything I owe. Please be patient." (*Turn the friend to a sad face*)

But the servant would not forgive the friend and he had him thrown in jail. Do you think this is fair? (*Let the children answer*)

When the king found out he was furious! He sent for the servant immediately. "I forgave you a large amount of money. In the same way, you should have forgiven your friend for a small amount!" And the king sent the servant to prison until his debt was paid. (*Turn the servant face to scared again*)

Jesus used this story to teach us that we need to forgive others as we have been forgiven.



#### 4) Review Questions:

- a) What must we remember when we need to forgive others? (*That Jesus forgave us first*)



- b) How many times did Jesus say we must forgive? (Some versions of the Bible say seventy times seven and others say seventy seven times. The point is we need to forgive others over and over again!)
- c) Jesus didn't just teach us to pray for forgiveness. He also wanted our hearts to feel gratitude for the forgiveness we receive. One of the ways we do this is through forgiving others. "Forgive us our debts," as we also have forgiven our debtors." Matthew 6:12

## 5) Craft

### Option 1: Forgive others heart

Colour in the little person to make them look like you. Cut out the heart with the flaps and stick it over the little person's heart so that he/she is holding the verse.




### Option 2: Forgive others cross

Colour in and cut out the pieces of the puzzle. Stick them onto the cross and fill in the word missing from the verse.

Forgive one another just as God,  
through Christ, has \_\_\_\_\_ you.

Ephesians 4:32

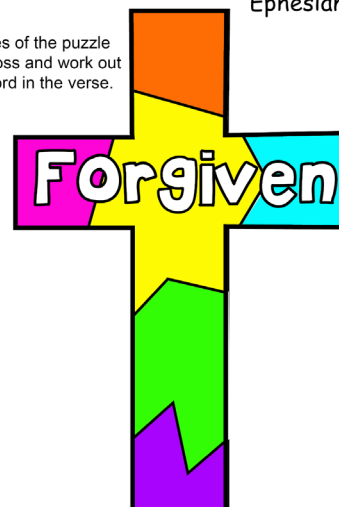
Use the pieces of the puzzle  
to build the cross and work out  
the missing word in the verse.



Forgive one another just as God,  
through Christ, has forgiven you.

Ephesians 4:32

Use the pieces of the puzzle  
to build the cross and work out  
the missing word in the verse.





## Lesson 8: Lead us not into temptation

### Main focus for the lesson:

- Jesus teaches us to ask God for help to avoid temptation.
- God is faithful, He strengthens us and guards us from evil.

### 1) Memory Verse

- 2 Thessalonians 3:3

***“The Lord is faithful; He will strengthen you and guard you from the evil one.”***

### Idea to teach the memory verse.

The devil does not like it when we love and serve God and so he tries to tempt us to do the wrong thing.

But Jesus encouraged us to go to God for help. He taught us to pray to God and ask “Lead us not into temptation but deliver us from evil.” Matthew 6:

We can trust that God will help us because “The Lord is faithful; He will strengthen you and guard you from the evil one.” 2 Thessalonians 3:3

Let the children each take turns to stand behind the sheet and say the verse while the “temptation” balls are being thrown (*See “hands on”*).

### 2) Hands on

#### What you will need:

- Small balls/socks or sponges you can throw.
- A large sheet of material.

Being tempted is being drawn to doing something that is wrong. Here are some examples of things we could be tempted to do but we know they are wrong. E.g. Copying a friend's homework, cheating at a game or in a test, saying mean things or gossiping about someone. (*Give examples that the children can relate to.*)

As believers Jesus warns us that temptation will come because the devil wants people to sin and go against God.

It is therefore important for us to try and resist temptation.

*Have a leader stay in his marked off area and try to avoid the “temptation” balls that are being thrown at him.*

Well done, you managed to avoid some of the temptations, but some of them did hit you. This is what temptation is like, it comes at you from everywhere.

Jesus knew this would happen and so he taught us to pray and ask for God's help to lead us away from doing these wrong things. As when we ask God for help, look at what the Bible says. "The Lord is faithful; He will strengthen you and guard you from the evil one." 2 Thessalonians 3:3

When we ask God to lead us away from temptation and to protect us from the evil one, He will strengthen us and guard us. *(Hold up a sheet in front of the leader and throw the "temptation" balls again. Now they will not hit the leader.)*

### 3) Bible Story + Lesson

#### What you will need:

- Praying hands (*Craft option 1*) that you will open and close as you repeat the verse. *(Remember, praying hands are often used to show someone is praying but we do not need to close our hands when we speak to God.)*



Daniel loved God very much. Do you think that meant Daniel prayed to God? Yes, the Bible says that Daniel always prayed to God three times a day. He prayed three times a day, just as he had always done, giving thanks to His God. Daniel 6:10

When Daniel was about eighteen years old he and some others were captured by King Nebuchadnezzar and taken to live in Babylon. The Babylonians did not love and follow God and it was the king's plan to make Daniel become like them. He even changed Daniel's name to a Babylonian name, Beltshazzar. Daniel had to learn their language and the Babylonian customs and beliefs.

Daniel would have been surrounded by temptations and evil plans to do things against God. But Daniel stayed close to God by praying three times every day. What did Jesus teach us to pray? *(Open and close the hands as the children all say "Lead us not into temptation but deliver us from evil." Matthew 6:13)*

#### **Temptation - Eat the king's food**

The king ordered Daniel and his friends to eat his royal food and drink. To eat this food would be sinning against God, but if he didn't, it could get him in a lot of trouble and maybe even killed. What did Jesus teach us to pray? *(Open and close the hands as the children all say "Lead us not into temptation but deliver us from evil." Matthew 6:13)*

It is important to pray to God all the time and not only when you are faced with temptation. Because Daniel had this close relationship with God, he was determined not to sin against God and so he would not eat this food. And God was faithful. Daniel was stronger than those who had eaten the king's food. And God even gave Daniel wisdom and the ability to interpret dreams making him favoured by the king.

### **Temptation - Pray only to the king**

When Daniel was almost eighty years old, Babylon had been taken over by the Persians and King Darius was now in charge. God had looked after Daniel all this time and King Darius was planning to put Daniel in charge of the entire empire. This made the other leaders very jealous so they convinced the king to pass a law. It said people could pray to only King Darius for a whole month or else they would be thrown into a den of lions.

As soon as Daniel heard about the law what do you think he did?

But when Daniel learned that the law had been signed, he went home and knelt down as usual in his upstairs room, with its windows open toward Jerusalem. He prayed three times a day, just as he had always done, giving thanks to His God. Daniel 6:10

Daniel immediately went to God for help. What did Jesus teach us to pray? (*Open and close the hands as the children all say* "Lead us not into temptation but deliver us from evil." Matthew 6:13)

And again God was faithful. When they arrested Daniel and threw him in the lions' den, God sent an angel to shut the lions' mouths and Daniel was not harmed!

It must have been very tempting for Daniel to just eat the king's food or not pray to God for a month after all his life was at risk. Yet, Daniel did not give into temptation. Daniel had made praying to God a very important part of every day and God was faithful to lead him and deliver him from evil.

We also have temptations in our lives. What did Jesus teach us to pray? (*Open and close the hands as the children all say* "Lead us not into temptation but deliver us from evil." Matthew 6:13)

When we ask God for help He is faithful, He will lead us away from temptation and He will deliver us from evil.

### **4) Review Questions:**

- a) What are some temptations we might face today? How can praying help us say "no" to these things?
- b) What did you learn from Daniel's story about praying? (*God is faithful to lead us from temptation and deliver us from evil, praying should be every day and not just when we need help, we pray to God not to others, no one can stop us from praying to God.*)

## 5) Craft

### Option 1: Praying hands with split pins

Cut a paper plate in half. Join the two halves together at one corner by overlapping and using a split pin. Stick the cut out hands on each half making sure that they meet when they close and don't overlap. Tip: one of the hands must not go on the very edge of the cut of the paper plate.

*Write one of the verses from the lesson on the craft.*



### Option 2: Wordsearch



Find and circle the bold words in the wordsearch below.

**"Lead us not into temptation  
but deliver us from evil."**

Matthew 6:13

B T J R D D T F D T N E T R  
V R T Q D O O X Z M D T J F  
N G E G S O Y X G F E V B H  
E Q M L T G U A R D L M C O  
U J P V R F J S Y C I F B U  
D Q T I E D C P Z R V A M U  
O D A W N D J H R W E I Z P  
Z N T C G L O R D A R T S E  
S F I S T F L W G A Y H A R  
D A O C H V Y U S X L F M H  
L S N R E F C E Q N Y U G E  
E P J E N I L K V G B L F R  
A H E B Y R R Q M I X A Q X  
D V V B M J L I K W L K Y G

**"The Lord is faithful. He will  
strengthen you and guard you from  
the evil one."**

1 Thessalonians 3:3



## Lesson 9: God and His Kingdom lasts forever

### Main focus for the lesson:

- God's greatness, power, glory, victory, majesty and Kingdom lasts forever.
- Knowing this about God should change the way we pray.

### 1) Memory Verse

- 1 Chronicles 29:11

***"Yours, O LORD, is the greatness, the power, the glory, the victory, and the majesty. Everything in the heavens and on earth is Yours, O LORD, and this is Your Kingdom. We adore You as the One who is over all things."***

### Idea to teach the memory verse.

Get five leaders to hide in the venue. Each will have a word from the verse and an action they will do for that word as listed below:

"Greatness" - arms out wide

"Power" - muscle arms

"Glory" - wave hands

"Victory" - throw arms in the air

"Majesty" - Hands on head like a crown

Give the children time to find each leader and to try and remember the five words and their action.

Next, read the verse and get the children to do the actions as you do.

Lastly, see if they can run to the right leaders in the correct order as they say the verse.

### 2) Hands on

#### What you will need:

- An item that has a produced on date and an expiry date. E.g. milk
- A ring or hoop or circle where you cannot see the beginning or the end.

#### *Show a bottle of milk*

Have you ever noticed the printed numbers on a bottle of milk? Usually there are two dates. One says when it was produced. And the other date says when it will expire or go bad. To make sure the milk is not off we will check the date and even give it a sniff. We don't even trust to take a sip until we have.

There are so many things around us that change, expire and run out. Our sandwiches go mouldy. Our shoes get holes in. Even our apps need to be updated and changed. But thankfully this is **not** what God is like.

*(Show the ring)* God has no beginning and He has no end. Everything about God does not change and He lasts forever. He was there before the beginning of creation and He will be there after the end. And His greatness, power, love, glory and everything about God will never run out.

And because He is everlasting we can trust Him. We can trust His plans and we can trust Him to keep being faithful. Knowing that God lasts forever and never changes makes it easier to trust Him when we pray.

### 3) Bible Story + Lesson

#### What you will need:

- A lighter or matches
- A regular pen
- An erasable pen (Pilot Frixion erasable pen)
- Piece of paper

The last line of the Lord's prayer says:

"Yours is the Kingdom, the power and the glory, forever and ever. Amen"  
Matthew 6:13 (NKJV)

The Bible wasn't originally written in English and so it had to be translated. Some translations end the Lord's prayer differently and do not have this verse. We do not know for sure if this is what Jesus originally said, or if it was added later when people said the prayer out loud, wanting to end by praising God. What we do know is that what this verse is saying is true.

"Yours, O LORD, is the greatness, the power, the glory, the victory, and the majesty. Everything in the heavens and on earth is Yours, O LORD, and this is Your Kingdom. We adore You as the One who is over all things."  
1 Chronicles 29:11

The disciples and many others followed Jesus closely, learning and seeing for themselves Jesus' greatness and power, just like this verse describes.

*(Use a regular ballpoint pen to write "God's" "Greatness" "Power" "Glory" "Victory" "Majesty" "Kingdom" and "lasts forever" on a piece of paper as you read the verse.)*

They knew Jesus was God's Son and the Saviour that they had been waiting for. Many of them thought Jesus would save them from the Romans who were controlling them and Jesus would then make a new kingdom where they would be in charge.

So I wonder how they felt when they saw Jesus getting arrested. When He said nothing to defend Himself at His trial. When they saw the Roman soldiers mock Him, spit at Him, strip His clothes off, put a crown of thorns on Him, whip Him and



eventually kill Him. *(Use the Pilot Frixion erasable pen to write the words “arrested” “trial” “mock” “spit” “strip” “crown of thorns” “whip” “kill”.)*

At that moment it may have looked like God was not in control and that Jesus had been defeated, but that is not true. And Jesus knew that. His last words were “It is finished” John 19:30.

What Jesus did on that cross means that our sins can be forgiven and we can be in Heaven with God for eternity. These things were what God said would happen and were necessary for us to be forgiven but they are not what lasted. Three days later Jesus came alive again proving that what this verse says about God and His Son, Jesus is true.

*(Put the lighter close to the page so that it heats the words written with the Pilot Frixion erasable pen and so they will disappear.)*

“Yours, O LORD, is the greatness, the power, the glory, the victory, and the majesty. Everything in the heavens and on earth is Yours, O LORD, and this is Your Kingdom. We adore You as the One who is over all things.”

1 Chronicles 29:11

God’s greatness lasts forever.

God’s power lasts forever.

God’s glory lasts forever.

God’s victory lasts forever.

God’s majesty lasts forever.

God’s Kingdom lasts forever.

Knowing this about God should change the way we think, act and even the way we pray. The things we may think are super important and will last forever don’t. But who God is and His Kingdom will! *(Write the things which your children would regard as important in the Pilot Frixion erasable pen) and use the lighter to make them disappear. E.g. “riches” “fame” “money” “awards” “clothes” “toys” “likes” “views” etc.)*

#### **4) Review Questions:**

- a) What lasts forever? *(God, Jesus, the Holy Spirit and their Kingdom)*
- b) Do we have to end a prayer with the word Amen? *(No. Remember, prayer is not just saying words or following a pattern of how to do it. Prayer is speaking to God and having a close relationship with Him. The word “Amen” is Aramaic for ‘so be it’. When we say “Amen” at the end of our prayer it is like saying to God “and so be it”, may You answer our prayer.*

## 5) Craft

### Option 1: Paper chains



### Option 2: Infinity Worksheet

Use the infinity sign to fill in what lasts forever.

GOD'S G \_\_\_\_\_, G \_\_\_\_\_, P \_\_\_\_\_,  
M \_\_\_\_\_, V \_\_\_\_\_, K \_\_\_\_\_

**LASTS FOREVER**



**EVERYTHING ABOUT GOD LASTS FOREVER!**

# Lesson 10: Pray in all circumstances for all people

## Main focus for the lesson:

- We should pray to God in all circumstances.
- The Bible tells us to pray for all people.

## 1) Memory Verse

- 1 Timothy 2:3-4

*"I urge you, first of all, to pray for all people. Ask God to help them; intercede on their behalf, and give thanks for them. <sup>2</sup> Pray this way for kings and all who are in authority so that we can live peaceful and quiet lives marked by godliness and dignity. <sup>3</sup> **This is good and pleases God our Saviour,** <sup>4</sup> **who wants everyone to be saved and to understand the truth.**"*

## Idea to teach the memory verse.

Read 1 Timothy 2:1-4 out loud.

These verses teach us that God wants us to pray for **all people** because He wants everyone to be saved and understand the truth.

*The leader then names someone we should pray for such as teacher, parents, president, doctor, elder etc.*

*The leader will say "We must pray for our teachers" and each time the children will answer by saying the verse: "**This is good and pleases God our Savior, who wants everyone to be saved and to understand the truth**"*

## 2) Hands on

*Play a game with the children where they all say "1,2,3 Pray for me!" while doing the following actions shown below. Each time they will pray for the thing they are looking at. If your venue does not have many items, find some pictures from magazines of things they could pray for. E.g. Farmers, government, safety, schools, family etc.*

*You can see this game in action at*

<https://youtu.be/xBUvVZQ3p8g?si=tUwAmpGd6w7HI8Fb>

What you will say	Action
1,2,3	Take a step forward for each number
Pray for	Slowly spin
me!	Look and point at what you can see

Encourage the children to play this game at home too.

## 3) Bible Story + Lesson

*Begin with the children all sitting down and read James 5:13-18 to them. Each time you say the word "pray", "prayed" or "prayer" they must change from sitting to standing. Or from standing to sitting.*

<sup>13</sup> Are any of you suffering hardships? You should **pray**. Are any of you happy? You should sing praises. <sup>14</sup> Are any of you sick? You should call for the elders of the church to come and **pray** over you, anointing you with oil in the name of the Lord. <sup>15</sup> Such a **prayer** offered in faith will heal the sick, and the Lord will make you well. And if you have committed any sins, you will be forgiven.

<sup>16</sup> Confess your sins to each other and **pray** for each other so that you may be healed. The earnest **prayer** of a righteous person has great power and produces wonderful results. <sup>17</sup> Elijah was as human as we are, and yet when he **prayed** earnestly that no rain would fall, none fell for three and a half years! <sup>18</sup> Then, when he **prayed** again, the sky sent down rain and the earth began to yield its crops. James 5:13-18

These few verses teach us that we need to pray in all circumstances.

What should we do when we are suffering? (*Pray*)

When we are cheerful? (*Pray*) When we are sick? (*Pray*) When we sin? (*Pray*)

*When others sin? (Pray) When people don't believe in Jesus? (Pray)*

This is what having a relationship with God looks like. We speak to Him often about everything we are going through, asking Him for help and giving Him the thanks He deserves.

When Jesus taught us to pray, He didn't say "if you pray..." but rather "when you pray...". Praying and speaking to God should not be something we might do but rather something we always do. Let's apply all that we have learnt from this series and put it into action now.

*Divide the children into smaller groups or pairs. Let them each have a turn to pray for each of the things below. If children are shy to pray form a circle with everyone holding hands. If they want to miss their turn let them squeeze the person's hand next to them to pass on to the next person. Do not force or overwhelm them, only encourage.*

1) Jesus taught us to pray to **"Our Father in Heaven"**

Before we begin, sit and think about who you are speaking to, your perfect Father.

2) Jesus taught us to pray **"Hallowed be Your name."**

Pray and tell God what you love about Him or thank Him for something He has done.

3) Jesus taught us to pray **"Your Kingdom come, Your will be done, on Earth as it is in Heaven."**

Pray for people to love and follow Jesus. Pray for friends at school, teachers, family, government and other leaders in your community.

4) Jesus taught us to pray **“Give us this day our daily bread.”**  
 Pray and ask God for the specific things you need. Ask God for the needs of others you know and of the people in your community.

5) Jesus taught us to pray **“Forgive us our debts, as we also have forgiven our debtors.”**  
 Quietly to yourselves pray and say sorry to God for the specific things you have done wrong. Ask God to forgive you. Think about the people you need to forgive and ask God to help you to do so.

6) Jesus taught us to pray **“And lead us not into temptation, but deliver us from evil.”**  
 Pray for the person next to you and ask God to help them to not be tempted to do wrong things. Ask God to protect them and keep them safe.

Let’s all say together **“For Yours is the Kingdom and the power and the glory forever. Amen.”**

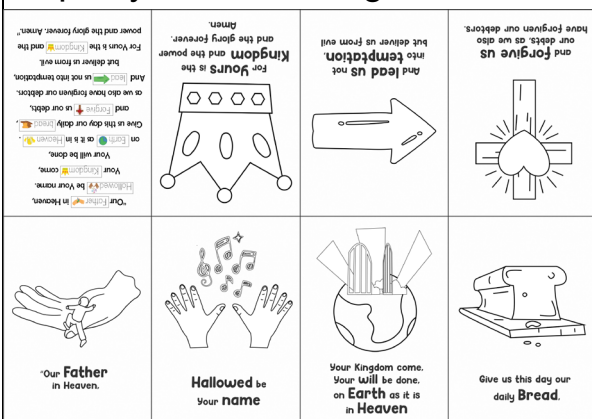
#### 4) Review Questions:

- a) When do you pray? When should you pray? (*Jesus teaches us to pray in all circumstances no matter how we feel or what we are going through. Help the children plan how to include speaking to God in their day*)
- b) Who are you praying for? (*Jesus teaches us to pray for all people. Help the children think of actual people they can pray for.*)

#### 5) Craft

##### Option 1: Mini Book

See how to cut and fold the page to make a mini book.  
<https://youtu.be/G2tugEOAKTQ?si=mE7INrx4oH4pcq26>



##### Option 2: Stop and Pray hand

