

COME TO JESUS



Come to Jesus

Contents:

| | |
|---|----|
| Letter to the leaders | 3 |
| Lesson 1: Let the children come to Jesus..... | 4 |
| Lesson 2: Come and follow Jesus..... | 9 |
| Lesson 3: Come and see for yourself | 13 |
| Lesson 4: Come to Jesus with your burdens | 19 |
| Lesson 5: Come and rest with Jesus..... | 24 |
| Lesson 6: Come to Jesus for righteousness | 30 |
| Lesson 7: Come to Jesus for living water | 34 |
| Lesson 8: You can always come to Jesus | 39 |
| Lesson 9: Come inherit the Kingdom | 43 |
| Lesson 10: Come to Jesus and worship Him | 48 |

Come to Jesus

© Cornerstone Church Johannesburg
Revised 2024

This curriculum, including its media pack are licensed under a Creative Commons Attribution-Non Commercial-Share Alike 3.0 Unported License. This means that this work may be copied and distributed freely as long as the work is credited to Cornerstone Church and that the work is never sold in any way or form. This work cannot be used for commercial purposes.

The work may also be altered or adapted, provided that it is made clear that the alteration or adaptation is not part of the original work and not endorsed by Cornerstone Church Johannesburg, unless the work is endorsed which would be agreed upon with Cornerstone Church Johannesburg.

If you alter, transform, or build upon this work, you may distribute the resulting work only under the same or similar license to this one.

See the details of this Creative Commons license at
<http://creativecommons.org/licenses/by-nc-sa/3.0/>

Scripture references are taken from:

Holy Bible, New Living Translation, copyright © 1996, 2004, 2015 by Tyndale House Foundation. All rights reserved.

HOLY BIBLE, NEW INTERNATIONAL VERSION®. NIV®. Copyright © 1973, 1978, 1984 by International Bible Society. Used by permission of Zondervan. All rights reserved worldwide.

The Holy Bible, English Standard Version® (ESV®) © 2001 by Crossway, a publishing ministry of Good News Publishers. All rights reserved.

All artwork is created in house or found on one of the following free image websites:

<https://www.freebibleimages.org/>

<https://christiancliparts.net>

<https://www.freepik.com/> Copyright © 2010-2023 Freepik Company S.L.

All rights reserved.

Letter to the leaders

Invitations are special, especially for children. There's a sense of joy and excitement in knowing that someone wants to spend time with you. In this series, we're exploring the most important invitation of all—one that comes directly from Jesus.

Jesus invites every child to “Come to Him”.

Jesus is always ready to welcome us with open arms, no matter who we are or what we've done. It's not about our age, appearance, or abilities; it's about Jesus and His love for us. He is the one extending the invitation, and He longs for us to respond.

When children accept Jesus' invitation, they receive more than they could ever imagine—righteousness, forgiveness, rest, the Holy Spirit, the Kingdom of God, and so much more. It's an invitation that will change their lives forever.

As you teach, remind the children that coming to Jesus is about forming a deep and personal relationship with Him. It's about spending time with Him, following His ways, and becoming more like Him every day.

Jesus is not just calling the children, but us as leaders too. Let's respond to His invitation. Let's come to Jesus and let Him help us prepare and lead our children through this series.

Lesson 1: Let the children come to Jesus

Main focus for the lesson:

- The Bible is full of invitations from Jesus. These are for children too.
- Jesus invites children to come to Him and warns that no one should stop them.

1) Memory Verse

- Matthew 19:14

“Jesus said, “Let the children come to Me. Don’t stop them! For the Kingdom of Heaven belongs to those who are like these children.”

Idea to teach the memory verse.

Divide the playing area into three zones, the “starting zone”, the “running zone” and the “safe zone”

The leader calls out “Let the children *with blue shoes* come to me!”. All the children who are wearing blue shoes try to run across to the safe zone. If they get caught by a leader, all the children have to stop and shout: ***“Jesus said, “Let the children come to Me. Don’t stop them!”*** The leader then has to let them go.

Continue calling out a different instruction each time: “Let the children *with jackets on* come to me!” and so on until all the children get to the “safe zone”.

2) Hands on

Do this as a skit or a puppet show

| | |
|------------|--|
| Leader | <i>(Has a beautiful invitation in their hand.)</i> Wow, look what I got today, Sam! Two of my very good friends are getting married and they have sent me an invitation! |
| Puppet Sam | Oh wow! It’s so pretty! |
| Leader | <i>(Carry on reading the invitation.)</i> I see it says that the wedding is happening on Saturday in three weeks time and it even says that I can bring someone with me, oh that’s exciting, I wonder who I’ll take, hmmm... |
| Puppet Sam | Oooh I’m not busy on that day! I can go with you! |
| Leader | <i>(Unaware that Sam is trying to get invited too.)</i> It says that we need to wear formal clothes. Yay, I can wear my new dress/suit and those fancy new shoes of mine! |
| Puppet Sam | Um, I have a new shirt and new shoes... |
| Leader | <i>(Still ignoring Sam)</i> and it says that there will even be dancing! |
| Puppet Sam | I love dancing! Maybe I can go with you. |

| | |
|------------|--|
| Leader | <i>(Finally talking to Sam)</i> Oh Sam, maybe you want to come with me! |
| Puppet Sam | Yes! Oh yes, please! I'd really love that! |
| Leader | Oh wait, hang on, uhm, sorry Sam. <i>(Look apologetic)</i> It says here "Regret, no children." That means you can't go because you're a child, Sam. I'm sorry. But I'll tell you all about it when I get back. I'm off to buy a gift for the couple. Bye! <i>(Leader leaves)</i> |
| Puppet Sam | <i>(Disappointed)</i> Ah man, being a kid is hard. Especially when invitations are not for you. I can't wait to get big so I get invited to everything! |
| Leader 2 | Ah, Sam, I'm sorry you didn't get invited to the wedding. Children, do you feel sorry for Sam? I'm sure we can all remember a time when we weren't allowed to do something or go somewhere because we were too young. But I'm here to tell you that the Bible is filled with a whole lot of invitations from Jesus. He invites us to be part of His Kingdom, to love Him, to follow Him, to tell others about Him, to come close to Him and get to know Him. And the best part is that you do not have to wait until you're all grown up. All of these invitations from Jesus are for you RIGHT NOW! Just wait until you hear today's Bible story from Matthew 19. I know it's going to make you feel much better! And in this series you are going to see that there are so many invitations Jesus has for us. |
| Puppet Sam | Oh Wow. Invitations from Jesus! That is the best kind of invitation. I accept! I accept! I'm gonna go read my Bible right now! I am so excited. Bye everyone! |

3) Bible Story + Lesson

(Hold up picture of a car) Who would like to drive my car? *(Let the children answer)* Sorry, you can't, you're too young, you will have to wait until you are older.



(Hold up a picture of a house) Who would like to buy this house? *(Let the children answer)* Sorry, you can't, you're too young, you will have to wait until you are older.



(Hold up a picture of a fancy boat) Who would like to sail this boat? (Let the children answer) Sorry, you can't, you will have to wait until you are older.

(Hold up a picture of a rollercoaster) Who would like to go on any ride at the fun fair, even the big rollercoaster? (Let the children answer) Sorry, you can't, you're too young, you will have to wait until you are older."



In the Bible story I am about to tell you, there were some children who were told they were too young. Let's read it together from Matthew.

Matthew 19:13-15 Jesus Blesses the Children

¹³ One day some parents brought their children to Jesus so He could lay His hands on them and pray for them.

Imagine seeing everything Jesus did, hearing Him teach and seeing Him heal people and do many miracles. That must have been amazing. And then your mom or dad says, "Come let's go and meet Him and He can pray for you." Wow, I would have been super excited. Let's see what happened next.

But the disciples scolded the parents for bothering Him.

The disciples said they could not meet Jesus. They could not come close to Him. I am sure that made them feel sad. It can be so disappointing to be left out of the celebrations.

Did you know that in Bible times, children were kept away from temples and important gatherings because adults thought that they would just get in the way of the adults? So in this story we can see that there was a group of parents who had heard about Jesus and decided to bring their children to Him to be blessed. But when they tried to approach Jesus with their children, the disciples got annoyed and told the parents not to bother Jesus. Let's carry on reading to see what happened...

¹⁴ But Jesus said, "Let the children come to Me. Don't stop them! For the Kingdom of Heaven belongs to those who are like these children." ¹⁵ And He placed His hands on their heads and blessed them before He left.

When Jesus saw that the children and their parents were being told to leave the gathering, He corrected the disciples and told them not to stop the children from coming to Him.

It's wonderful to remember that Jesus Himself was a child. He was born into a normal family with a mom and a dad and siblings. He knew what it was like to run around in the dusty streets of Nazareth, do chores, play games with His friends and siblings, all the normal stuff that children do. Jesus knows what it was like to be a child and He loves children!

Jesus said to His disciples: "Let the children come to Me. Don't let anything stop them."

Jesus' actions showed children are not too young to come to Him. The Bible is filled with promises, plans, instructions and invitations from God and all of these are for children too.

Jesus wants children to come close to Him. He wants you to read the Bible, worship Him, pray, tell others about Him and so much more. You do not have to wait until you are older. Jesus wants you to be close to Him now. Jesus says, "Let the children come to Me." So will you come?

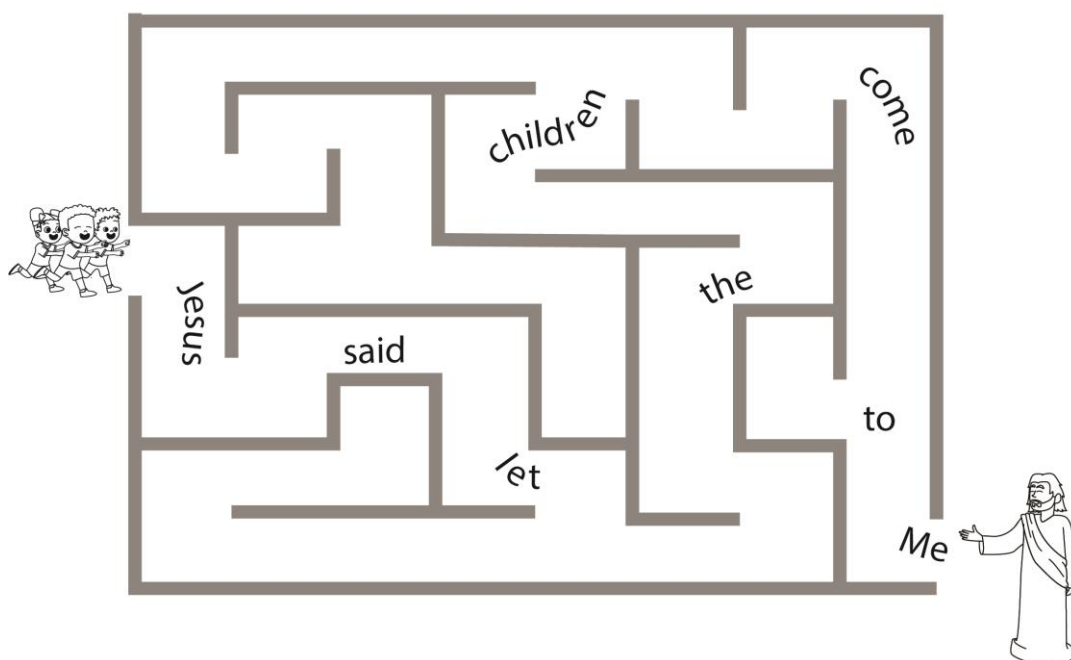
4) Review Questions:

- How does it make you feel that Jesus is inviting you to come to Him at the age you are now? *(Let the children answer)*
- What can you do now to be closer to Jesus? *(Read the Bible, worship and pray to Him, and tell others about Jesus)*
- Who should be stopped from coming to Jesus? *(No one!)*

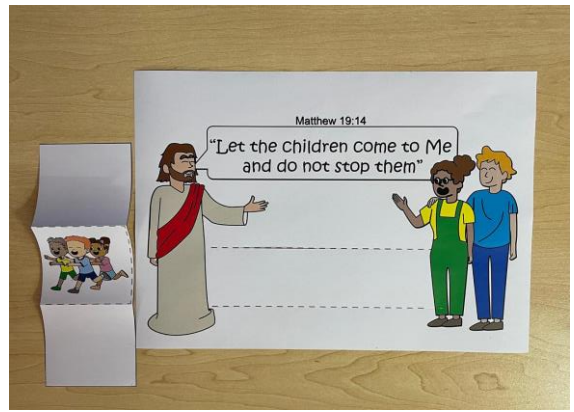
5) Craft

Option 1: Maze – Let the children come

Help the children get to Jesus by following the verse



Option 2: Children come sliding craft



Cut along the two lines on the Jesus and the parents craft page. On the picture of the children running, fold along the dotted lines, slip it into the slits you have cut and glue it closed. The children should be able to slide from their parents to Jesus. Use the craft to retell the story.



Lesson 2: Come and follow Jesus

Main focus for the lesson:

- Jesus wants us to follow Him.
- As followers (disciples) of Jesus we become like Him.

1) Memory Verse

- Matthew 4:19

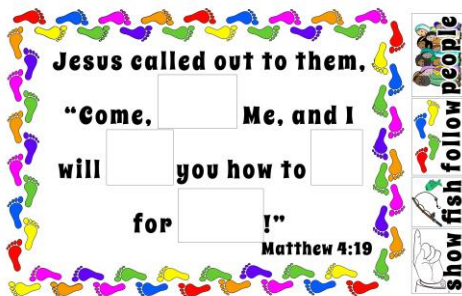
“Jesus called out to them, ‘Come, follow Me, and I will show you how to fish for people!’”

Idea to teach the memory verse.

What you will need:

- Footprints set up around the venue for the children to follow
- Printed out verse to add missing words to
- Music and player: I will make you fishers of men
<https://youtu.be/HT-fry-aRos?si=D0ZlhwCh0kBIW2RE>
- Missing words cut out
- 4 bowls to place missing words in

Children follow the footprints and collect one missing word from each bowl along the way. They then paste them onto their craft page to complete the verse. Play the music while the children collect the cards.



2) Hands On

“Do this” – Come follow Me

Begin with the children seated. Explain to them that they must copy what you are doing when you say, “Do this”.

For example, you will say “Do this” followed by placing your hands on your head and the children must then copy you. Continue saying “Do this” and keep changing the action (touch your nose, cross your arms, pull on your ears, stick out your tongue) and each time the children must copy you.


Then leave the room or stand where the children cannot see you but can still hear

you. You will still only say “Do this”. The children will have to come to where you are to see what they must do. You may need to tell them to come to you. Keep changing where you are and let them follow you as they copy the actions. Settle the children and explain. To copy what I was doing you had to follow me and stay close to me. This is how our relationship with Jesus needs to be like. We need to follow and stay close to Jesus so that we can live our lives like He did.

3) Bible Story + Lesson

What you will need:

- Jesus and Disciple pages
- 1 x sheet of carbon paper
- 1 x pen



Place the carbon paper in between the two pieces of paper. On the top sheet you will draw the pictures as you mention what the disciples saw Jesus do. This will copy onto the bottom sheet to show the disciples became like Jesus. If you do not have carbon paper colour the back of the top page with HB pencil to get the same effect.

While Jesus was on earth He asked some people to follow Him and become His disciples. The word disciple means learner. In Hebrew, a disciple or a talmid was someone who would give up their whole life to live with a rabbi (Jewish priest).

Today, if a person wanted to learn how to fix cars they would watch everything a mechanic does and learn from them. A talmid, however, wanted to become like the rabbi. They wanted to think and act like him in every situation. They spent a lot of time following him around and learning how to be exactly like him.

When Jesus invited them to come and follow Him, He was inviting them to be His disciple. He was inviting them to come and learn how to be like Him.

Because the disciples followed Jesus they saw what Jesus did and learnt from Jesus. They saw:

Jesus loved God. *(Draw a heart)*

Jesus spent time with God. *(Draw a clock)*

Jesus spoke to God. *(Draw a speech bubble)*

Jesus did what God said *(Draw a tick)* and was obedient to God even to the point of giving up His life.

Jesus loved others. *(Draw stick men)*



Jesus told others who He was. *(Draw speech bubble with cross)*

Jesus healed people. *(Draw a plaster)*

Jesus taught people. *(Write ABC)*

Jesus made God the most important person in His life. *(Draw #1)*



And by following Jesus and being close to Him, look who the disciples became like. *(Remove the top page that you have drawn on and the carbon paper to reveal the page which is now a duplicate)* They became like Jesus. So when the time came for Jesus to return to Heaven the disciples knew what to do. They continued what Jesus had done with the help of the Holy Spirit who Jesus sent to live in them. *(Go through each of the pictures again to see if the children can name what the disciples did, just like Jesus had)*

Which type of learner do you think Jesus wants us to be like? One that learns some of the things that Jesus did. Or someone that spends so much time with Jesus that they think and act like Him? *(Let the children answer)*

Jesus wants us to follow Him and be close to Him. Jesus wants us to be so close to Him that we become like Him. And as followers of Jesus, He has given us the Holy Spirit to help us.

Jesus wants us to help others know Him too. When Andrew went to call his brother, he didn't know Jesus very well. He just invited him to come and get to know Jesus with him. We don't have to wait until we know everything in the Bible. We can tell others what we know and then we can find out more with them. We can read the Bible together and go to church together. We also help others know Jesus by the way we live. Remember when we come close to Jesus and follow Him we start to live like Him. When they see our lives loving God and loving others, they will see Jesus.

4) Review Questions

- What does it mean to be a disciple of Jesus? *(It means we spend time with Jesus and get to know Him so well that we become like Him.)*
- Do you think Jesus wants you to be His disciple? *(Yes, Jesus wants you to come close to Him and learn to be like Him)*
- Have you accepted Jesus' invitation to follow Him? *(Let the children answer. A good test is that you become like Him, with our lives loving God and others like Jesus did.)*

5) Crafts


Option 1: Carbon copy paper.

Place the carbon paper between the picture of Jesus and the picture the children have made to look like themselves. Name all what the disciples saw Jesus do and let them draw the pictures as in the lesson. This will then copy onto the picture of themselves.

If you do not have carbon paper you can colour the back of the page showing the life of Jesus with HB pencil. Now when the children trace over the front an outline will be made on their copy.

Come Follow Jesus

Become like Jesus



Option 2: Memory Verse Activity Page

Jesus called out to them,
 "Come, Me, and I
 will you how to
 for !"
 Matthew 4:19

show fish follow people

Lesson 3: Come and see for yourself

Main focus for the lesson:

- We need to know and believe in Jesus and God.
- Jesus invites us to come and see who He is and He will reveal God to us.

1) Memory Verse

- John 17:3

“And this is the way to have eternal life—to know You, the only true God, and Jesus Christ, the one You sent to earth.”

Idea to teach the memory verse.

What you will need: Key words from the verse and the other random words stuck up.



Read the verse from the Bible and explain to the children that this is Jesus praying to God. Jesus' prayer teaches us two important things.

- We need to know God and know Jesus
- Jesus reveals God to us. That means Jesus shows us who God is. (Verse 6)

How to play:

- Let the children repeat the verse a few times together. You can have the full verse written out for them to refer to.
- Blindfold a child and get them to reach out and touch one of the words. If the word is part of the verse, everyone will repeat the verse. If it is not, let the next child have a turn.
- Do this until the children know the verse well.

See this in action at <https://youtu.be/cMPR3CdLYos> - In or Out (Memory Verse Game)

2) Hands On

Option 1: Know and see that Jesus is the Saviour

What you will need:

- A scroll that you can roll out
- Dress up items for each character (Prophet, John, Andrew and Peter)

| | |
|----------|---|
| Narrator | God promised to send a Saviour who would take our sins away. To make sure we knew who the Saviour was, God sent messengers, called prophets. They told us all about the Saviour. Let's hear from one of them. |
| Prophet | <i>Roll out a big scroll.</i> A Saviour is coming. He is perfect and He will be sent by God. If you want to know more about Him here are over 300 promises God told us about Him. <i>Starts to read the promises out but the narrator shuffles him off. (He will be born in Bethlehem, He will ...)</i> |
| Narrator | Ok, ok we can't go through all of them now but for 800 years, people read them over and over again and so they knew all about what the Saviour would be like. God also chose John to tell people about the Saviour so they would know Him. Let's see what John did. |
| John | Hey everyone. I have been chosen by God to tell you all about the Saviour so you will know who He is. Oh look (<i>Points to the distance e.g. out the door.</i>) Behold the Lamb of God. Jesus is the Saviour that God promised to send. |
| Narrator | Andrew was John's disciple and he heard John say Jesus was the promised Saviour. Let's see what Andrew did. |
| Andrew | Did John just say that man, Jesus, is the promised Saviour? I have heard about the Saviour God promised to send. I am going to see for myself so I can get to know Him. <i>Andrew leaves and goes to where John pointed then comes back</i> |
| Narrator | And so Andrew went and spoke to Jesus and... <i>Andrew comes back and interrupts.</i> |
| Andrew | Jesus is the Saviour! I have to tell my brother. (<i>Goes to Peter</i>) Peter, I know who the Saviour is. It is Jesus. Come and see. |
| Peter | Ok. (<i>Goes along with Andrew</i>) |
| Narrator | And Andrew and Peter spent the day with Jesus. |
| Peter | I spent the whole day getting to know Jesus. One day I saw Jesus |

fill my nets with fish after we hadn't caught even one all night. It was at that moment that I knew for sure... Jesus is the promised Saviour we had been waiting for. And so when Jesus said come follow Me, that is exactly what I did.

Option 2: Telling others what you know

Jesus wants others to know and come and see that He is the Saviour. Look how easy this can be when we just tell people what we know.

Get each character to fetch the next person, tell them "Jesus is the Saviour" and link arms. Everyone will be joined by the end.

Link 1 John: "God told me that Jesus is the Saviour, and I can see He is"

Link 2 Andrew: "John told me that Jesus is the Saviour and I can see He is"

Link 3 Peter: "Andrew told me Jesus is the Saviour and I can see He is"

Have each of the characters tell one child "Jesus is the Saviour" and link arms with them. Continue until everyone's arms are linked.

3) Bible Story + Lesson

Use the pictures to tell the story. Shuffle the pictures at the end and see if the children can put them in the correct order and retell the story.




Jesus said to Philip: "Come and follow Me" and Philip did.



Philip went to look for Nathanael and found him sitting under a fig tree. He said, "We have found the Saviour! His name is Jesus. He is from Nazareth."



Nathanael asked: "How can anything good come from Nazareth?" because Nazareth was a poor and dirty place.



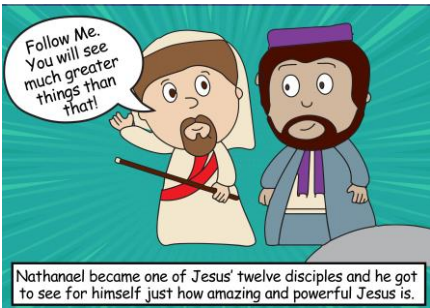
Philip said, "Come and see for yourself." and took his friend to see Jesus.



As they got closer to Jesus, He said: "Here is a good, honest man!". Nathanael was amazed as this was true. So he asked Jesus: "How do you know about me?" and Jesus said: "Because I saw you sitting under the fig tree before Philip called you."



Nathanael called out in awe: "You are the Son of God! The King of Israel!"












Jesus said to him "Do you believe this just because I told you I had seen you under the fig tree? You will see greater things than this." John 1:50

Nathanael became one of Jesus' twelve disciples and he got to see for himself just how amazing and powerful Jesus is.

When you come to Jesus you will see for yourself how amazing He is. Let's have a look at some of things you will find out.

Have the posters with flaps stuck around the room. The children will go and see for themselves what it tells them about Jesus. Encourage them to call a friend and say, "Come and see for yourself who Jesus is". Children can also make their own with things that they know about Jesus.



| | | |
|---|---|---|
|  <p>Come and see for yourself</p> |  <p>Jesus is King</p> |  <p>Jesus died for our sins</p> |
|  <p>Jesus is alive</p> |  <p>Jesus looks after us</p> |  <p>Jesus is the Creator</p> |
|  <p>Jesus has the power to do anything</p> |  <p>Jesus is God's son</p> |  <p>Jesus lived a perfect life</p> |

4) Review Questions

- What do you know about Jesus? *(Let the children answer)*
- How do you get to know Jesus more? *(Finding out for yourself who He is by coming to Him and spending time with Him)*
- Why is it important to know who Jesus is? *(As He is the only way to eternal life and He is the one who reveals God to us)*

5) Crafts

Option 1: Come and see flaps

Come and see who Jesus is. Children will cut out the flaps and stick them over the things they have learnt about Jesus. For fun they can try and see how many they are able to remember without looking under the flap.

Cut the flaps and stick them over what we can find out about Jesus.


| | | | |
|--|---|--|--|
|  Come and see for yourself |  Come and see for yourself |  Come and see for yourself |  Come and see for yourself |
|  Come and see for yourself |  Come and see for yourself |  Come and see for yourself |  Come and see for yourself |
| Stick flap here  Jesus is the creator | Stick flap here  Jesus is God's son | Stick flap here  Jesus is King | Stick flap here  Jesus lived a perfect life |
| Stick flap here  Jesus has the power to do anything | Stick flap here  Jesus died for our sins | Stick flap here  Jesus is alive | Stick flap here  Jesus looks after us |

Option 2: Recreate the story

Stick the pictures in the correct order as you retell the story.

COME AND
SEE FOR
YOURSELF




John 1:43-50



"And this is the way to have eternal life—to know You, the only true God, and Jesus Christ, the one You sent to earth." John 17:3

COME AND
SEE FOR
YOURSELF

John 1:43-50



"And this is the way to have eternal life—to know You, the only true God, and Jesus Christ, the one You sent to earth." John 17:3

Lesson 4: Come to Jesus with your burdens

Main focus for the lesson:

- Jesus wants us to come to Him with our burdens.
- Jesus gives us forgiveness and fills us with the Holy Spirit.
- Jesus gives us rest. His burdens are light.

1) Memory Verse

- Matthew 11:28

“Then Jesus said, “Come to Me, all of you who are weary and carry heavy burdens, and I will give you rest.”

Idea to teach the memory verse.

What you will need:

- A set of memory verse cards per team
- Pegs, tape or clips to attach them.
- A long sleeve shirt for the statues to wear

How to play:

See this in action at <https://youtu.be/7nT79wjljT4> - City Statues (Memory Verse Game).

- Divide the children into teams.
- A leader/child stands with their arms out wide like a statue.
- The children will pick up a card, run and attach it to the statue.
- Once all the cards are attached to the statue they will continue one by one putting the verse in the correct order.
- If you have a lot of children keep playing but this time get them to collect the cards and bring them back one by one.
- The first team to finish wins!
- Play a few rounds until they know the verse well.



2) Hands On

What you will need:

- A backpack with straps extended so that two people can slip in their arms to carry it.
- Heavy items (E.g. books, sandbags)

| | |
|----------|---|
| Leader 1 | <p><i>Enter in carrying a heavy backpack and rush from side to side exhausted and worried. Do not name specific burdens but show that you are weary and burdened with this very heavy bag and so much to do.</i></p> <p>Phew, I have so much to do. So many things to worry about. I need to be... ah she said I'm... Oh and I mustn't forget I need to .. but wait first I must. Ah, I forgot about that problem. And I must give... and I need to help... And what am I going to do about... Gee wizz! I feel so burdened. I am so weary.</p> <p><i>Leave the room</i></p> |
| Leader 2 | <p><i>Say to the children</i></p> <p>Leader one is really weary and carrying such heavy burdens. Sometimes we may feel like this. There is a verse in the Bible which tells us what we must do when we are weary and burdened. Let me read it to you and we can see if we can help Leader 1 know what to do.</p> <p>"Then Jesus said, "Come to Me, all of you who are weary and carry heavy burdens, and I will give you rest." Matthew 11:28</p> <p>What must Leader 1 do? <i>(Come to Jesus)</i> And what will Jesus do? <i>(Give them rest)</i></p> <p><i>Get Leader 1 to come back with the heavy bag and demonstrate.</i> When we come to Jesus with our burdens this is what He does.</p> <p>Jesus takes away some of our burdens because they are not things we need to be carrying, doing or worrying about. <i>Unpack some of the things from it.</i></p> <p>But Jesus doesn't take them all. Jesus leaves us with the things He wants us to carry. These can be things like obeying His laws or having compassion and love for others. But Jesus doesn't leave us to carry them on our own. When we come to Jesus with our burdens, He helps us carry them. <i>Loosen the straps of the backpack and show how much lighter it is when two people carry it together.</i></p> <p>Jesus says His burden is light. All the things He wants us to do and feel we go through we can because He helps us with all of them.</p> |

3) Bible Story + Lesson

What you will need:

- A backpack or strong bag
- Heavy items in the bag (Label them “God’s laws to be forgiven”, “God’s laws for God’s presence”, “God’s laws how to live”, “Extra made up laws”)
- Heavy item to add to the bag (“God’s New Covenant law”)

Then Jesus said, “Come to Me, all of you who are weary and carry heavy burdens, and I will give you rest” Matthew 11:28

The people Jesus was talking to when He said this were very tired and weary. The burdens they were carrying were very heavy. (*Struggle to pick up the bag.*) Let’s look at what burdens they were carrying.

In the Old Testament God gave His people many laws that they had to follow. We can find these laws in the first five books of the Bible.

(*Show the heavy items one by one “God’s laws how to live”; “God’s laws for God to be present”; “God’s laws to be forgiven”*)

Some of the laws told them how to live and other laws told them what to do so God could be present. And many of the laws told them what to do if they sinned so that they could be forgiven. All of the laws of God were perfect and all of them should have been followed.

Keeping all of these laws was hard work. Every day they had to make sacrifices and offerings. They had to build things a certain way and do certain things. And they obeyed these laws so that God could be present with them and so that they could be forgiven.

(*Show the heavy item labelled “Extra made up laws”*) To make it even harder, people, known as the Pharisees, decided to add over 600 extra laws for the people to follow. These laws were not from God, but they told the people if they did not follow their laws then they were sinning and would not be forgiven. Was that true? (*No. God’s laws are perfect and what He says is true. No one can change or add to God’s laws.*) And the Pharisees even started acting like the laws they had made were more important than God’s laws and they would punish people if they did not do them.

And so the people became really burdened and weary. It became too hard to keep all of these laws. Imagine carrying all these heavy burdens. (*Let the children try pick up the very heavy bag*)

Then Jesus said, “Come to Me, all of you who are weary and carry heavy burdens, and I will give you rest” Matthew 11:28

This is how Jesus gave them rest.

1) Jesus took away some of their burdens. (*Remove the “Extra made up laws” from the bag.*) These were things they did not have to do.

2) Jesus made their burdens lighter. (*Remove “God’s laws to be forgiven”, “God’s laws for God’s presence”, “God’s laws how to live” and add “God’s New Covenant laws”*) Jesus did the work for them. He fulfilled all the laws. He died on the cross and came alive again so they could be forgiven. He sent them the Holy Spirit to live in believers so that God was present with them always. The people still had laws on how to live. They had to love God and love others. When we believe in Jesus this rest is for us too. We do not have to work to be forgiven or work to have God’s presence. These things are given to us by Jesus. We do have to obey God by loving Him, loving others and by serving Him. But He even makes this burden lighter as He gives us the Holy Spirit to help us.

This Bible story teaches us that Jesus is the one who gives rest. Jesus takes away some of our burdens. And He makes the burdens we need to carry light and helps us carry them.

What burdens are you carrying? What is making you feel weary, tired or worried. (*Make the children feel safe if they would like to share with the group but do not force them. The aim is for them to know that Jesus will give them rest when they come to Him*)

Here are some of burdens that Jesus helps us carry. He comforts us when we feel lonely and sad. He heals when people are sick. He gives us peace when we are worried or afraid. No matter what your burden is, Jesus wants you to come to Him and He will give you rest.

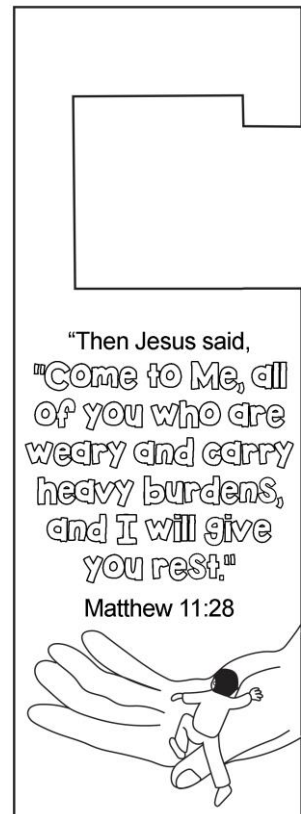
4) Review Questions

- a) What must we do to be forgiven? (*We come to Jesus. He is the only one who can forgive us*)
- b) What must we do for God to be with us always? (*We come to Jesus. He sends the Holy Spirit to fill us and be with us always*)
- c) Is it hard to keep God’s laws? (*To perfectly love God and love others is not always easy. Thankfully we have Jesus who helps us.*)
- d) If you feel weary, tired, worried or like you are carrying a very heavy burden what must you do? (*Come to Jesus, He is the one that gives rest*)

5) Crafts

Option 1: 'Jesus gives me rest' door hanger

Children decorate the craft and hang it on their doors to remind them they can find rest from their burdens when they come to Jesus.



Option 2: Come to Jesus for rest (Quack Quack)



How to use the "quack quack" craft:

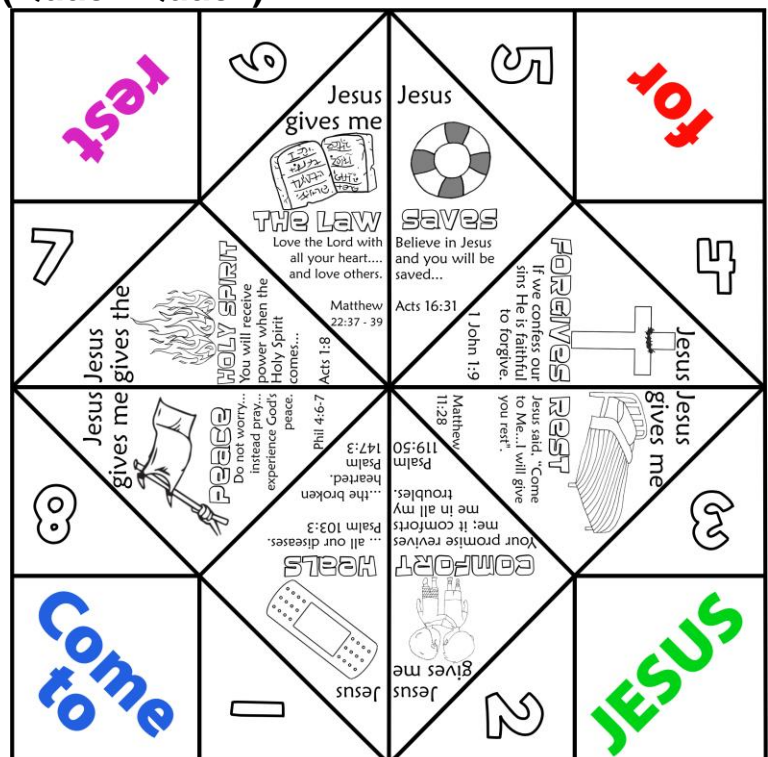
1. Open and close your fingers as you say, "Come to Jesus for rest".
2. Next choose a number from the inside layer that you stop on.

Open and close your fingers again counting up to the number you chose.

3. Lastly choose another number and open it up to reveal the verse.

See this in action at <https://youtu.be/N3zEezO7QF8> Quack Quack - (CRAFT)

Leader Resources



Lesson 5: Come and rest with Jesus

Main focus for the lesson:

- Jesus wants you to make time in your busy life for Him.
- Jesus wants to spend time with just you and Him.
- Practical things we can do when we spend time with Him.

1) Memory Verse

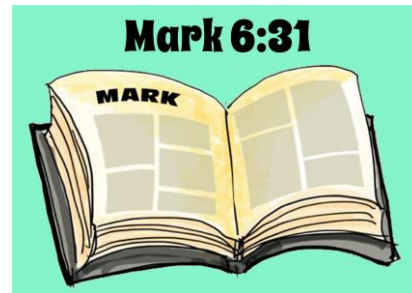
- Mark 6:31 (NIV)

“Come with Me by yourselves to a quiet place and get some rest.”

Idea to teach the memory verse.

What you will need:

- Music
- Cards that make up the verse



- Cards of things that keep children busy. E.g. Homework, sport, phones



How to play:

- Display the verse where the children can read it.
- Lay all the cards face down on the floor.
- When the music plays the children dance around. When the music stops they stand by a card they think is part of the verse. More than one child can stand at the same card.
- They all say the verse together and the leader then chooses one or two children to reveal their card.
- If the card is part of the verse it stays upright. If it is incorrect and is one of the busy cards it is turned face down again.
- Play continues. Children try and find all the cards that make up the verse while avoiding all the busy cards.

Remind the children that even though we are busy we have to choose to spend time with Jesus.

2) Hands On

Get the children to copy you as you run up and down acting out being busy. Speak fast when you are busy and slowly when you talk about rest.

Who knows what it means to be busy? *(Let the children answer)*

Let's act out some of the things we are busy with every day. We start the morning fast asleep in our beds and then ...

The alarm clock goes off. We get up, make the bed, get dressed, eat breakfast, brush our teeth, go to school. We are very busy. Say "busy, busy, busy".



And then school starts. We work in the classroom, do numbers, make sentences ... and then we are so glad when it is break. *(Get the children to stop)* We are resting.

But then the bell goes and we are busy again *(run around again)*. We do more work, busy with sport, busy with homework and finally when it is all finished we are home. *(Get the children to stop)* But we get busy again, *(run around again)* we feed the pets, we set the table, we clear the dishes and at the end of the day we are tired. *(Collapse onto the floor)*

It is normal for our **bodies to get tired**. God made us to sleep and He knows we need rest. We cannot be busy all the time.



Sometimes our **emotions feel tired** too. Maybe we had a fight at school, or got into trouble, or we feel very angry and we just want to yell. That is also a kind of tiredness. God also knows about that tiredness too.

Sometimes our **brains feel tired**. We could be worried about something we have to do and we can feel our brain thinking about it all the time in a scary way. God knows about this kind of tiredness too.


God made us so that we can do lots of things, but we cannot do it *all* the time. We need to rest.

When God created the world, He rested on the seventh day. God didn't need to rest, but we can see that He is telling us how important it is to rest with Him.

3) Bible Story + Lesson

Divide the classroom into two sections. On the one side of the room you will speak quickly as you talk about all the things Jesus and His disciples were busy with. On the other side you will talk slowly as you mention the times Jesus and the disciples rested.


Jesus was very busy while He was on earth. He travelled from place to place teaching, healing and serving people. Everything He did was good. But Jesus knew how to rest. He would often go off by Himself to the mountains to pray and spend time with his Father. Jesus knew this time was important because He loved His father and wanted to do only what His father wanted Him to do.




One day Jesus sent the disciples out two by two, to tell people in the surrounding towns about Him. He told them "Don't take any money with you or carry a bag with extra clothes and shoes."

It was a very busy time for the disciples going all over the place without food, water or a place to sleep. They had to trust that God would give them everything that they would need.


The work was hard and very difficult. Do you think they were tired when they got back?





Then the disciples and Jesus heard that their good friend John the Baptist had been killed by Herod Antipas and they had to go and bury him. Do you think this made them feel worried, sad and tired?

When they got back there was still work to be done, so Jesus and the disciples went back to teaching all the crowds of people and healing them. They were so busy that there was not even time for them to eat or drink something.



In all this busyness let's read what Jesus said to His disciples. "Come away with Me to a secret place and rest." Mark 6:31

Jesus invited them to a place where they could spend time alone with Him and rest. Just like Jesus spent time with His Father, Jesus wanted to teach them to spend time with Him so that they could rest and get ready to do all the good work that they were going to do next.

What do you think they did in the quiet place? *Here are some ideas to discuss.*

- Rested a bit as they must have been tired.
- Spent time with Jesus their favourite person, enjoying His company and being with Him.
- Had time to talk to Him, tell Him everything that had happened to them.
- They were able to ask Him questions. Ask Him for advice, help with the things that were difficult for them in the work they were doing.
- Perhaps Jesus gave them instructions for what was going to happen next, or things they had to improve.

All of these things would be resting with Jesus.

Jesus gives the same invitation to us: Jesus wants us to stop our busyness and find a quiet place to be with Him.

- He wants us to talk to Him. Tell Him how much we love Him, ask Him questions, tell Him what we need and just tell Him what we are feeling.
- He wants us to just sit still and listen to what He is saying to us.
- He wants us to read the Bible so we can find out more about Him and love Him more. He wants us to find out how He wants us to live.

We are invited in the busyness of our life to spend time with Jesus.

Right after the disciples spent this time with Jesus, the people found them again and they went right back to the work of teaching a huge crowd and healing the people.

You see there is always work and things we need to do for God, and these are good things. But we need to take time away from our busyness and spend time with Jesus.

Jesus knows that we cannot work, work all the time, and be busy, busy, busy. He knows that we need to spend time with Him so that He can help us with our life. Jesus invites us to come and rest with Him.

4) Review Questions

- a) Is your life very busy? *(Jesus knows that our lives are very busy and that sometimes we get so busy that there is not even time to eat or drink.)*
- b) What does Jesus want us to do when we are so busy and we feel tired? *(Jesus wants us to spend time with Him in a quiet place and get some rest.)*
- c) Can you think of a quiet place where you can spend time with Jesus? *(Let the children answer)*
- d) What will you do in that quiet time with Jesus? *(Talk to Him, get to know Him by reading the Bible, listen to what He says, ask for His advice, and ask for His help.)*

5) Crafts

Option 1: Stop hands



Children dance around to some music. When it stops they must all freeze and say: "Stop and come to Jesus for rest" The leader then names one of the five things on their craft page. E.g. Read, Write, Remember, Pray, Worship.

Children then decorate their handprint crafts. Encourage them to stick it up somewhere at home that will remind them to spend time with Jesus.

Option 2: Wordsearch and how to spend time with Jesus

When we are spending time with Jesus in our quiet place, there are things we can do to get to know Jesus and love Him.

Look for all the words in **BOLD** and circle them in the wordsearch

We can sit and **LISTEN**. Jesus wants us to spend **TIME** sitting still thinking about who He is, what He has done and what He is saying to us.



We can **PRAY** and ask Jesus to help us with things that we do not understand or help us to live the way that pleases Him.

We can **WRITE** down what we have read and learnt from the Bible and how it makes us feel.



We can choose a verse to **REMEMBER** and draw pictures or make up songs to help us learn it off by heart.

We can **REACT** by deciding what we are going to do with what we have learnt about Jesus. e.g. Tell parents, make a picture with the verse, change how we behave.



We can **WORSHIP** Jesus and tell Him how much we love Him, by singing a song or telling Him what we love about Him and are thankful for.

We can **READ** our **BIBLE** to get to **KNOW** Jesus.



| | | | | | | | | | |
|---|---|---|---|---|---|---|---|---|---|
| X | A | R | W | R | D | V | F | T | L |
| O | E | H | E | M | E | J | R | I | I |
| Y | Q | F | J | M | H | A | F | M | S |
| W | R | I | T | E | E | T | C | E | T |
| M | K | N | O | W | O | M | X | T | E |
| R | E | Q | Q | G | T | B | B | F | N |
| E | W | O | R | S | H | I | P | E | X |
| A | K | P | L | H | E | B | X | H | R |
| D | L | A | C | G | W | L | G | S | V |
| K | D | P | R | A | Y | E | T | H | Z |

Lesson 6: Come to Jesus for righteousness

Main focus for the lesson:

- We can only be in God's presence if we are righteous and have no sin.
- Only Jesus can make us righteous.

1) Memory Verse (do this at the end of the lesson)

- Isaiah 61:10

"I am overwhelmed with joy in the Lord my God! For He has dressed me with the clothing of salvation and draped me in a robe of righteousness"

Idea to teach the memory verse.

Use the "Hands on lesson" to explain the meaning of this verse.

On the cross, Jesus exchanged our sin for His perfect righteousness so that we can one day stand before God wearing a righteous robe that only He can give us. That makes me feel overwhelmed with joy!

What you will need: 2 x XL T-shirts

Shorten the verse to ***"I am overwhelmed with joy for the Lord has dressed me in a robe of righteousness"*** and let the children repeat it a few times before play begins.

How to play:

Watch this in action: https://youtu.be/cd6Lqen4_FU T-shirt Memory Verse

- Divide the children into two lines, boys on one side and girls on the other.
- The first child in each line will start with the XL T-shirt on.
- As the second child quickly pulls the shirt off and puts it on, they will both say the verse. (It doesn't matter if the t-shirt is inside-out sometimes)
- Play continues until all children have had a turn to put the shirt on and say the verse

2) Hands on

What you will need:

- A perfect robe: (Piece of white material) You will take off the dirty robe and put on this perfectly clean robe to show what Jesus does for us when we believe in Him.

- A dirty robe: (Piece of material) with the good things we may have done pinned onto it as well as stains for the sins we have done. You can write the words or pin

the pictures provided for children that cannot yet read.



(Hold up the perfect robe but wear the dirty robe) God is perfect. He has never sinned and He has never done anything wrong. The Bible says God is righteous. Think of His “righteousness” as saying God has done everything right.

If we want to be in God’s presence, we need to be perfect too. We need to be righteous. But can any of us say that we have always done everything right? No way!

All of us have done good things *(Refer to some of the good things on the robe you’re wearing)* and all of us have done wrong things. All of us have sinned. *(Refer to the stains on the robe you’re wearing)*.

But no matter how many good things we have done or will do we cannot be in God’s presence like this. We need to be righteous. *(Compare the two robes)*

Jesus never did anything wrong and lived a righteous life. Jesus died on the cross and came alive again so that all sins can be forgiven. Jesus loves us and wants us to be righteous. Jesus says that if we believe in Him, He will make us right with God. He says: “I will take away your sin. I will forgive you and make you perfect.” *(Take off the dirty robe and put on the perfect one)*

Only by believing in Jesus can you be made righteous so that you can be with God. It is because of Jesus that we can say, “I am overwhelmed with joy in the Lord my God! For He has dressed me with the clothing of salvation and draped me in a robe of righteousness” Isaiah 61:10

3) Bible Story + Lesson



Cut a slit in the background picture of the feast table so that the people that accept the invite can slip into the scene. Stick the guests that came back to back.

Matthew 22:1-14

Jesus told a story about a king who was having a big feast (dinner party) for his son’s wedding. When the feast was ready the king sent out invitations. But the people he invited refused to come. The king was very cross. He sent a messenger again to tell them that he had prepared the best food and that everything was ready. But they all ignored the invitation and went and did their own thing!





The king was furious. He sent the messengers out again but this time he told them to go out to the street corners and invite everyone they saw.

They brought back everyone they could find, both good and bad people, and the wedding hall was filled with guests. *(Turn them over so they are wearing their wedding clothes and slip them into the feast)*



When the king came in to meet the guests, he noticed a man who wasn't wearing the proper clothes for a wedding. The king asked 'Friend, how is it that you are here without wedding clothes?' But the man had no reply. So the king had him thrown out into the darkness.

Jesus told this story so we would understand how to be part of His Kingdom.



Some people will be invited to be part of His Kingdom, but they will refuse to believe in Jesus. They will never be made righteous. Because of their choice they will never be a part of God's Kingdom.

Others, good people and bad people, will accept Jesus' invitation to believe in Him. Jesus will make them righteous (sin free) and so they will be allowed to be part of God's Kingdom. Because of Jesus they will be **dressed with the clothing of salvation and draped in a robe of righteousness.**



Some people will think that they do not need Jesus to be part of God's Kingdom. But that is impossible. Only Jesus can make us righteous and without sin. So on their own they will not be dressed in a robe of righteousness. God is holy and perfect and He will not have sin near Him and so they will be thrown out of God's Kingdom.

Jesus has sent invitations to all of us. He says to all of us "Come and be a part of My Kingdom. Come and believe in Me and be made righteous, perfect and sin free so that you can be part of a celebration and feast that will last forever." Now it is up to you. Will you accept His invitation and believe in Jesus?

4) Review Questions:


- What are the proper wedding clothes the parable spoke about? (*The robe of righteousness that we can only receive from Jesus.*)
- Do you think you are invited by Jesus to be made righteous and to be part of His Kingdom? (*Yes, Jesus loves you and even died for you just so you can have that robe of righteousness.*)
- Have you or do you want to accept Jesus' invitation to be made righteous? (*To accept Jesus' invitation all you need to do is tell Jesus you believe He died and came alive for your sins. Romans 10:9 If you openly declare that Jesus is Lord and believe in your heart that God raised him from the dead, you will be saved.*)

5) Craft

Option 1: Invited to the feast

Children draw themselves at the wedding feast that Jesus has invited them to.

You are invited. Will you accept Jesus' invitation?
Draw in some yummy food and yourself at the feast.



Option 2: Wordsearch

Wordsearch

| | | | | | | | | | |
|---|---|---|---|---|---|---|---|---|---|
| I | J | Z | I | N | V | I | T | E | D |
| F | E | U | N | W | O | R | T | H | Y |
| D | E | S | E | R | V | A | N | T | S |
| K | K | A | C | A | L | L | E | D | R |
| I | G | C | S | H | G | T | B | R | Z |
| N | I | D | H | T | J | V | W | A | R |
| G | V | M | C | O | F | E | Y | G | O |
| B | E | X | O | J | O | J | S | S | B |
| S | N | O | M | I | C | S | L | U | E |
| V | W | I | E | K | R | K | E | S | S |

- | | | | |
|----------|---------|-------|-------|
| Servant | Invited | King | Given |
| Called | Choose | Feast | Robe |
| Unworthy | Jesus | Come | Rags |

I am overwhelmed with joy in the Lord my
God! For He has dressed me
with the clothing of salvation and draped me
in a robe of righteousness.
Isaiah 61:10

Lesson 7: Come to Jesus for living water

Main focus for the lesson:

- Jesus promises us the Holy Spirit (living water) when we believe in Him.
- The Holy Spirit lives in us and He is always with us.

1) Memory Verse

- John 7:37–38 (ESV)

“On the last day of the feast, the great day, Jesus stood up and cried out, “If anyone thirsts, let him come to Me and drink. ³⁸ Whoever believes in Me, as the Scripture has said, ‘Out of his heart will flow rivers of living water.’”

Shortened verse:

Jesus cried out, “If anyone thirsts, let him come to Me and drink. Whoever believes in Me, ‘Out of his heart will flow rivers of living water.’”

Idea to teach the memory verse.

What you will need:

- Basin of clean water.
- Multiple sets of verse puzzles printed and laminated. Mark each set with a coloured dot.



How to play:

- Divide the children into groups. Each group is allocated a colour which relates to one of the puzzle sets.
- One child from each group runs to the basin and pulls out a puzzle piece from the water.
- Once they have a puzzle piece that matches their colour they run back to their group and the next child goes.
- This continues until all the puzzle pieces have been collected.
- Children use the pieces to build the verse.

2) Hands On

Dress up like someone from Bible times and retell the story.

I want to tell you all about a day that changed my life forever. It was during the Festival of Tabernacles in Jerusalem. We travelled from far to come and celebrate and remember how God had saved our families from slavery long ago and how He had provided for them in the desert for forty years.

The streets were packed with people and we had to set up tents anywhere we could find. The word Tabernacle means “to dwell” or “live in a tent” so you can see why the festival was called this.

On the last day of the festival, I headed to the Temple, where a big crowd had gathered. I squeezed through to see what was happening. Everyone was quiet, and all eyes turned to Jesus. He was the man everyone had been talking about and who had been performing miracles and teaching.

He spoke loudly and clearly so everyone could hear. He said, “If anyone thirsts, let him come to Me and drink.” His words made me feel something deep inside my heart.

Jesus continued, “Whoever believes in Me, as the Scripture has said, ‘Out of his heart will flow rivers of living water.’” His words felt like a promise and gave me hope. As I listened, I felt a sense of peace. I realized I was thirsty—not just for physical water, but for something more, something that could take away the hurt, fear, sadness and emptiness inside my heart.

I had done so many things wrong in my life, but Jesus was going around healing people and forgiving them of their sin. I knew that He could do the same for me! Jesus had said, “whoever believes in Me”.

His invitation to come and drink wasn't just for that moment but it was for always. It was a promise of a life full of purpose and hope, a life where living water would flow from my heart.

The promise of living water was a promise of the Holy Spirit. The Holy Spirit changed my life forever that day. From then on when I go through difficult times I pray and I have peace. I have hope and when I don't know what to do I have a guide and a friend.

3) Bible Story + Lesson

What you will need:

- Water for the children to drink
- Water bottle
- Holy Spirit cards attached with gut stuck to the bottle lid

Or have a water bottle poster with picture cards

Have the children do lots of physical activities (e.g. jumping jacks, running on the spot, burpees, etc.) so that they will become really thirsty.

Do any of you feel thirsty? Do any of you want some water? Do you want a small sip or would you like a whole glass of water? *(Allow the children to respond)*



When you feel thirsty you can't wait to have something to drink. You desperately need it. You will go anywhere and everywhere just to get something to drink. You don't want just a little bit of water, you want a lot of it. I'm sure some of you even want to pour water over your faces to cool down, that's how much you want it.

Give the children water and settle them again.

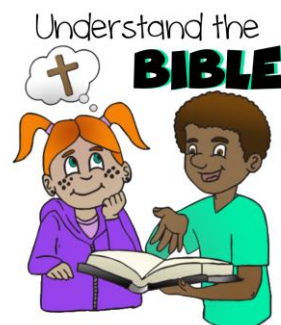
When we have something to drink after being thirsty it feels amazing but we all know that having just one drink doesn't mean you won't be thirsty again.

Jesus used us knowing what it feels like to be really thirsty to help us understand something important. He knew that sometimes we feel desperate inside our hearts because we feel very sad, scared, lonely or even hopeless. We can try many things to make these feelings go away and some of them may even help for a little while. But there is only one way to take these feelings away. Jesus said, "If anyone thirsts, let him come to Me and drink."

Jesus wants us to come to Him. When we feel desperate and in need, Jesus says, "Come to Me". Jesus says when you come to Him and you believe in Him then you never need to feel desperate again because you will have living water flowing from your heart. The "living water" that Jesus promises us is the Holy Spirit.



Refer to the cards in the water bottle




The Holy Spirit lives in us and **comforts** us when we are sad. He **provides**, **guides and helps** us when we feel desperate. The Holy Spirit helps us to **understand** things that we read in the Bible. The Holy Spirit helps us to live lives that are pleasing to God, by **showing us what things are sinful** and warning us to stay away. Others can see that we have the Holy Spirit in us by the way we live our lives. We call this the **fruit of the Spirit**. We have love, joy, peace, self-control and so much, in both good and hard times.



Remember the Holy Spirit isn't just given for a little while, but He lives in us and is **always** with us. It's not like having one glass of water. We can drink the living water every day all day. But let's look at the verse again.

Jesus cried out, "If anyone thirsts, let him come to Me and drink. Whoever believes in Me, **out of his heart will flow rivers of living water.**"

The Holy Spirit is not just given to us so that our hearts can be refreshed, but so that rivers of living water will flow out of our hearts and refresh and help others too.



When we need to do good things for God like telling others about Him, the Holy Spirit helps us by giving us **courage** to speak to them and be a witness. The Holy Spirit **reminds** us of what Jesus taught and He gives us **wisdom** to know what to do and say. The Holy Spirit gives us **gifts**, like teaching, pastoring and prophesying to help build up the church. The power that raised Jesus from the dead is the power of the Holy Spirit. That same **power** lives in us when we believe that salvation only comes through Jesus. The Holy Spirit helps us when we **pray** for others by giving us the words we need to say. And these are only some of the ways the Holy Spirit helps us.



When we come to Jesus and believe in Him then we are drinking of the living water, the Holy Spirit that Jesus gives to come and live in us.

4) Review Questions

- Is the living water Jesus is speaking about real/physical water? (*No, it's the promise of the Holy Spirit*)
- What do we have to do to get living water? (*Come to Jesus and believe in Him and the Holy Spirit will live in us.*)
- What are some of the things the Holy Spirit gives us? (*Comfort, fruit of the Spirit, hope, provision, guidance, etc.*)

5) Crafts

Option 1: Living water bottle

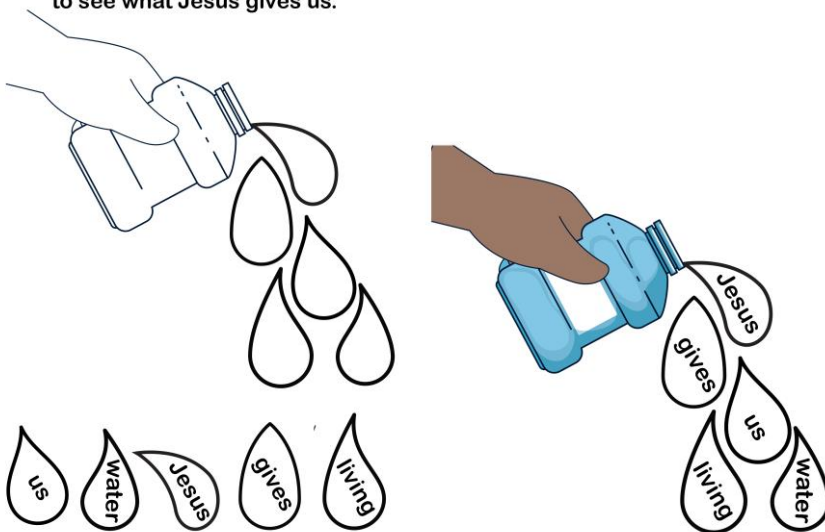
Jesus tells us that He fills us with living water, which is the Holy Spirit. Children stick the cards onto the water bottle picture to remember how Jesus has filled them.



Option 2: Living waterdrops

The children cut out the water drops and stick them on the matching shape to work out what Jesus gives us.

Cut out the water drops below and stick them on their matching shape to see what Jesus gives us.



Lesson 8: You can always come to Jesus

Main focus for the lesson:

- No matter what you have done or where you are you can always come to Jesus.
- When we come to Jesus, He takes away our sins because He is merciful and forgiving.

1) Memory Verse

- Daniel 9:9

“But the Lord our God is merciful and forgiving, even though we have rebelled against Him.”

Idea to teach the memory verse.

The leader stands in the middle holding up a poster with the memory verse on. When the music plays the children take huge steps away from the leader to get as far away as possible.

When the music stops, they quickly come back to the leader in the middle. The leader says, “We can always come back to God because...” and the children respond,

“God is merciful and forgiving, even though we have rebelled”.

To help the children remember what to say add some actions:

| Phrase | Action |
|------------------------------|----------------------------------|
| The Lord our God is merciful | Cross arms over chest like a hug |
| And forgiving | Open arms wide like a welcoming |
| Even though we have rebelled | Put arms to side and shake head |



2) Hands On

What you will need:

- A laminated nicely coloured in page
- A transparency stuck over the laminated colour page. Draw on it badly with a permanent marker so that it makes the picture underneath look ruined. Stick it so that the side you drew on is not the side you will rub to ensure that it cannot come off.
- Tissue or spray to try and correct it but makes it worse.





Sometimes the choices we make are not great and we end up doing things that do not please God and even go against God. These things are called sin. God does not like sin and He does not want us to sin. We might feel like because we have done these things God doesn't love us anymore.

(Hold up picture with the transparency stuck over so it looks a mess) Look at my picture to understand what I mean. Can you see how many mistakes I have made? Let me try to fix it by trying to rub the mistakes out. Let's try use a tissue. No that didn't work. What about a wet cloth? No, still not working. Maybe I could try use some spit to rub it off? Nothing is working! I feel like the whole picture is ruined forever. And this is how we may feel when we sin. We may think that we can no longer be used by God or even loved by Him.

But that is not true. God never stops loving us. When we sin God wants us to come back to Him. He wants us to be sorry for the things we have done and He wants us to ask Him for forgiveness. Listen to what Psalms 103:11-12 tells us God does with our sin.

'For His (God's) unfailing love toward those who fear Him is as great as the height of the heavens above the earth. He has removed our sins as far from us as the east is from the west.' Psalm 103:11-12


When we come to God, because of what Jesus did for us on the cross, He takes away our sins. *(Remove ruined transparency)* And He separates our sin from us, not just a little but completely. *(Run and put ruined transparency away where children can't see it)* God is always ready to remove our sins because He is merciful and forgiving.

So yes, do your best to live lives without sin but remember that because of Jesus, no matter what you can always come to God.

3) Bible Story + Lesson

What you will need:

- Jesus stick puppet who will always face the same way
- Disciple stick puppets who will be stuck back to back so they can turn away



(Face the disciples towards Jesus) Jesus' disciples were His closest friends and they saw Jesus perform many miracles and they knew He is God's son. But even they messed up. All of the disciples loved Jesus and Jesus loved them, but sometimes their love for Jesus failed.

(Turn the disciples away from Jesus)

James and John messed up, they fell asleep instead of keeping watch like they said they would while Jesus prayed in the Garden.

Peter also messed up. He lied and said that he didn't know who Jesus was. And he did it three times!

In fact, none of the disciples were perfect. They all ran away when Jesus was arrested and killed on the cross. At a time when He really needed his friends they all left Him. (Mark 14:50)

Does that mean that Jesus didn't love them and wouldn't use them for His awesome plan anymore? *(Let the children answer)*. No! Let's see what Jesus did.

After Jesus had died and come alive again some of the disciples were working on a fishing boat. They had worked all night and they hadn't caught anything! Imagine how you would feel if you stayed up working all night and had not eaten anything. I know I would be hungry and tired.

The sun began to rise and the disciples decided to start going back to shore. But just then a man on the shore called out, "Fellows, have you caught any fish?" "No," they replied. Then He said, "Throw out your net on the right-hand side of the boat, and you'll get some!" So they did, and they couldn't haul in the net because there were so many fish in it." John 21:5-6

This was just like Jesus had done before when He asked Peter and Andrew to come and follow Him. When Peter realised that it was Jesus, he jumped into the water with all his clothes on and swam to Jesus. The other disciples brought the boat to shore. *(Turn the disciples to face Jesus)*

When they arrived Jesus said to them, "Come and have breakfast with Me". Wow, how loving was Jesus' actions? We may expect Him to have moaned at them or to never want to speak to them again. But this was not what Jesus did. He loves unconditionally.

Jesus' actions show us that nothing had changed. He still wanted to spend time with them. He still wanted to talk to them. He still wanted them to serve and follow Him. They could always come to Jesus.

There may be times when you do something really good and you feel like you deserve to be in Jesus' presence. And there may be times where you feel you haven't done anything special or you have even made mistakes. Even in those times Jesus still wants to spend time with you. No matter what you have done or where you are, you can always come to Jesus.

4) Review Questions

- a) Does the love or plan Jesus have for you change when you do something wrong? *No. Jesus' love for you is unconditional.*
- b) When can you come to Jesus? *At any time, no matter what.*

5) Crafts

Option 1: Stick Puppets

Children make their own set of stick puppets to use as they retell the story.



Option 2: Breakfast on the beach

Jesus said to His disciples
"Come have breakfast with Me"



Thank you Jesus that we
can always come to You!

Lesson 9: Come inherit the Kingdom

Main focus for the lesson:

- Jesus is the only way to be part of God's Kingdom.
- The members of God's Kingdom love God and love others.

1) Memory Verse

- Matthew 25:34

Then the King will say to those on His right "Come, you who are blessed by My Father, inherit the Kingdom prepared for you from the creation of the world."

Idea to teach the memory verse.

Play the conga instrumental music on repeat. Conga Line Dance Song (Instrumental) <https://youtu.be/nNI7Fhsws30?si=dfL2qNH1GGt6lrVy>

See this in action at <https://youtu.be/4v3Z49yX4pE> - Conga Lines (Memory Verse Game)

Children spread out around the venue.

The leader begins by dancing and marching in time to the music. They will move around the venue and invite one child at a time to join the conga line. Each time they come to a child they will say "Come inherit the Kingdom prepared for you" and that child will then join the line and dance along in time to the music.

Settle the children before reading the verse from the Bible and discussing the following questions.

Who is this invitation to? *"You who are blessed by My Father"*

Jesus died on the cross for all sinners. Not some but all. When we accept Jesus as our Saviour we are blessed by God as we now part of God's Kingdom. So everyone is invited to be part of God's Kingdom, but just like you had to choose to join the line or not God allows you to choose to be part of His Kingdom or not.

What are we invited to? *"Inherit the Kingdom."*

When was this Kingdom created for us? *"Prepared for you from the creation of the world."*

God's Kingdom wasn't prepared for us once we had done something right or even once we had chosen to be part of it. God's Kingdom was prepared for us right at the moment of creation. It was always part of God's plan for us to choose to love Him and to be part of His Kingdom.

2) Hands On

Children will vote on what rules they think are good and what are silly

A king and queen are in charge of their kingdom. They make the laws for their kingdom and everyone does what they say.

Here are some actual laws that kings, queens and rulers in charge have made. If you think they are good laws, then show a thumbs up if you think the law is silly then pull a silly face.

- In Thailand, the law was that you were not allowed to touch the queen. Even if she was drowning!
- In Scotland, it was against the law to play soccer.
- In Ohio, the law says you may not pull faces at a dog.
- In Russia, the law said you could not have a beard.
- In Singapore, the law says you may not eat chewing gum.
- In Venice, the law says you cannot feed pigeons.
- In England, it was against the law to stand within a hundred meters of a king or queen if you were not wearing socks.
- In Georgia, it is against the law to let your chicken cross the road.
- In Oklahoma, the law says you cannot have a donkey sleeping in your bath after 7pm.
- In Lyme Regis, the law says you cannot slap people with a dead eel.
- In Milan, the law says you must smile all the time.
- In Poland, it is illegal to wear a Winnie the Pooh shirt near a playground

When you are part of any kingdom, it doesn't matter if you think their laws are good or silly, you still have to do them. That is because the king and queen are in charge and they have the final say.

There have been many kings and queens in charge, but they have only been in charge for a little while and none have ruled over everything.


There is one King who has always been in charge. He never changes. He is in charge of the whole world, even all the galaxies. He will never stop being in charge. He makes all the laws and rules and He has the final say over everything. Do you know who He is? Yes. It is Jesus. Jesus is the King over everything.

When we choose to be part of God's Kingdom we are saying we accept all of the laws He makes and we will let Him have the final say over everything. Thankfully God's laws and ways are perfect.

3) Bible Story + Lesson

Fold the pictures in half so one side shows people being kind to others and the other shows people being kind to Jesus.

Jesus invites us to be a part of His Kingdom. He wants us to choose Him to be our Lord and Saviour. We do this by believing that Jesus is God's son who died and came alive again so our sins could be taken away. The two most important laws of God's Kingdom are that we love God and we love others. So as members of God's Kingdom that is who we become, people who love God and love others.



Show the side of the pictures showing love to others.

Look at these pictures. Do you think people who are part of God's Kingdom do the following? Are they showing love to others?



- Feeding someone who is hungry or thirsty
- Welcoming a stranger
- Giving clothes to someone who has none
- Taking care of someone who is sick
- Visiting someone who is in prison

Yes. Because when we choose Jesus as our King we become people who love Him and love others. And so our actions show this.

Let's read Matthew and see what Jesus, our King, says about loving others like this.

Matthew 25:34-40

³⁴ "Then the King will say to those on His right, 'Come, you who are blessed by My Father, inherit the Kingdom prepared for you from the creation of the world. ³⁵ For I was hungry, and you fed Me. I was thirsty, and you gave Me a drink. I was a stranger, and you invited Me into your home. ³⁶ I was

naked, and you gave Me clothing. I was sick, and you cared for Me. I was in prison, and you visited Me.'

³⁷ "Then these righteous ones will reply, 'Lord, when did we ever see You hungry and feed You? Or thirsty and give You something to drink? ³⁸ Or a stranger and show You hospitality? Or naked and give You clothing? ³⁹ When did we ever see You sick or in prison and visit You?'

⁴⁰ "And the King will say, 'I tell you the truth, when you did it to one of the least of these my brothers and sisters, you were doing it to Me!'

Turn the pictures to now show the side with Jesus.



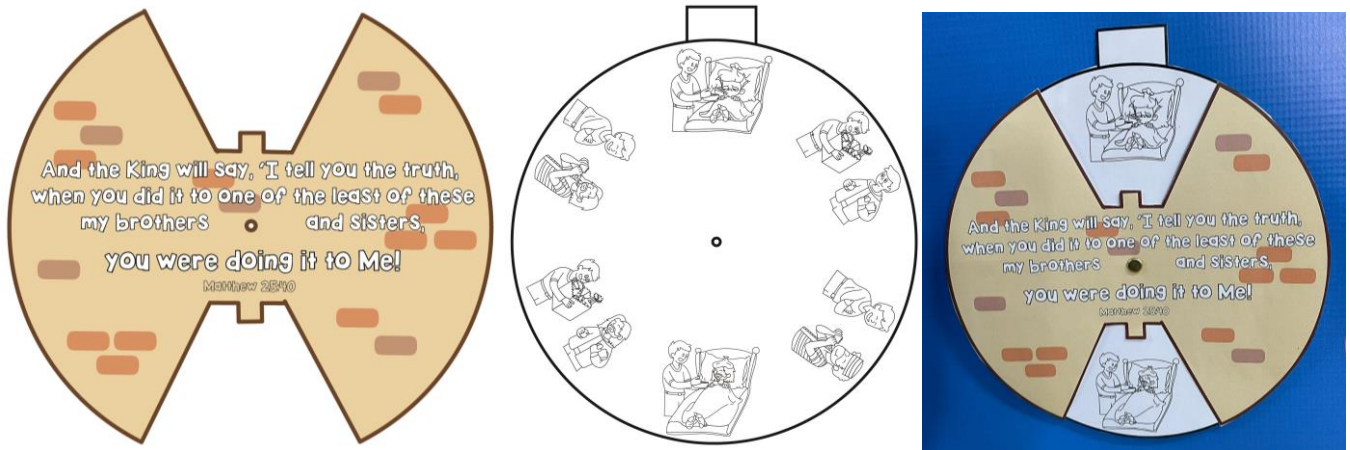
Most of us would agree that we would do anything for Jesus. How wonderful is it to think that when we are helping, caring for or being generous to others then Jesus says it is like we are doing these things for Him.

4) Review Questions

- a) Who is invited to be part of God's Kingdom? *Everyone*
- b) How do you become part of God's Kingdom? *By to choose Jesus to be your Lord and Saviour. By believing Jesus is God's Son who died for your sins and is now alive.*
- c) How do those that are invited to be part of God's Kingdom live? *They love God and they love others.*

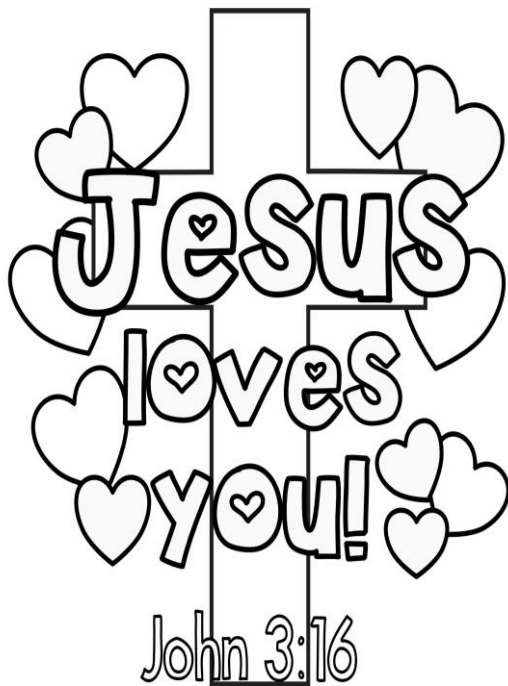
5) Crafts

Option 1: Spinning wheel – Love others, Love Jesus



Option 2: Lunch Bag

Children decorate the picture and stick it onto a sandwich bag. Encourage them to take it home, fill it with a sandwich or something they can give someone who is hungry.



Lesson 10: Come to Jesus and worship Him

Main focus for the lesson:

- Jesus deserves to be worshipped.
- We must come to Jesus and worship Him with the best of what we have.

1) Memory Verse

- Psalm 100:1-3

“Shout with joy to the Lord, all the earth! ² Worship the Lord with gladness. Come before Him, singing with joy. ³ Acknowledge that the Lord is God! He made us, and we are His. We are His people, the sheep of His pasture.”

Idea to teach the memory verse.

Read the verse to the children from the Bible.

Repeat with the children ***“Shout with joy to the Lord, all the earth! Worship the Lord with gladness.”***

| | | | | | | | |
|-------|-------|------|------|-----|-------|-------|-------|
| Shout | Dance | Sing | Give | Bow | Serve | Speak | Kneel |
|-------|-------|------|------|-----|-------|-------|-------|

Then call out a word, such as “dance”, and they then repeat the verse but now starting with that word while doing that action.

E.g. ***Dance*** with joy to the Lord, all the earth! Worship the Lord with gladness.

Sing with joy to the Lord, all the earth! Worship the Lord with gladness.

Keep repeating until the children know the verse as well as how we can worship Jesus.

2) Hands On

This series we have learnt that Jesus wants us to come to Him. He wants to have a close relationship with us and He wants us to rely on Him. Over and over again we can see that Jesus said, “Come to Me”.


Recap what the children have learnt and each time have them say “Jesus says ‘Come to Me’” as you recap what we have learnt.

| Action | Say |
|--|--|
| Choose a young child and the oldest leader and have them stand at the front. | Whether we are young or old, what does Jesus say? <i>Jesus says “Let the little children come to Me and don’t stop them”</i> No matter how old we are, Jesus wants us to come close to Him. |

| | |
|---|---|
| <p>Run and tell people, show them the Bible, pray for them etc. Say “Phew, I am so busy.”</p> | <p>When we are very busy what does Jesus say?</p> <p>Jesus says “Come to Me”</p> <p>When we come to Jesus He will give us rest</p> |
| <p>Carry a heavy bag and try to walk around with it saying “Phew, I feel so burdened!”</p> | <p>When we are burdened what does Jesus say?</p> <p>Jesus says “Come to Me”</p> <p>When we come to Jesus, He makes our burdens light.</p> |
| <p>Run up and down asking all the children “How do I learn more about Jesus? Must I ask you? Must I ask you?” pointing at different children.</p> | <p>When you want to know Jesus more, what does Jesus say?</p> <p>Jesus says “Come to Me”</p> <p>Jesus shows us who He is through a personal relationship with Him.</p> |
| <p>In one hand hold up a report card with an A+ and in the other hand an item you have broken.</p> | <p>When you have done something right or done something wrong, what does Jesus say?</p> <p>Jesus says “Come to Me”</p> <p>Jesus’ love for us never changes. He is the one that makes us righteous and He is the only one who can take away our sins.</p> |

3) Bible Story + Lesson

Read the story directly from the Bible and the children have to work out what is missing. Draw these items to complete the picture.



1) The wise men worship Jesus

The wise men saw the star in the sky and knew the Saviour Jesus had been born. They spent over a year looking for Him. Let's read what they did when they found Him.

They (the wise men) entered the house and saw the child with His mother, Mary, and they bowed down and worshipped Him. Then they opened their treasure chests and gave Him gifts of gold, frankincense, and myrrh. Matthew 2:11

Can you see what is missing from the picture? *Draw in gold, frankincense and myrrh.*

The wise men worshipped Jesus by bowing down to Him and gave Him expensive and precious gifts. They treated Jesus like a king and because Jesus is so great, they brought the best of what they had.



2) A woman worships Jesus

When a woman heard that Jesus was in her town, she heard where Jesus was having a meal. Let's read what she did next.

³⁷ When a certain immoral woman from that city heard He was eating there, she brought a beautiful alabaster jar filled with expensive perfume. ³⁸ Then she knelt behind Him at His feet, weeping. Her tears fell on His feet, and she wiped them off with her hair. Then she kept kissing His feet and putting perfume on them. Luke 7:37-38

Can you see what is missing from the picture? *Draw in tears and perfume.*

The woman treated Jesus like a king as she washed His feet with her tears and hair and poured expensive perfume over them. Because Jesus is so great, she brought the best of what she had.



3) The crowd worships Jesus

The news that Jesus was on His way to Jerusalem spread quickly. Jesus had the disciples fetch a donkey for Him. Let's read what the people did as Jesus rode into the city.

⁷ Then they (the disciples) brought the colt to Jesus and threw their garments over it, and He sat on it. ⁸ Many in the crowd spread their garments on the road ahead of Him, and others spread leafy branches they had cut in the fields. ⁹ Jesus was in the center of the procession, and the people all around Him were shouting, "Praise God! Blessings on the one who comes in the name of the Lord! ¹⁰ Blessings on the coming Kingdom of our ancestor David! Praise God in the highest heaven!"

Mark 11:7-10

Can you see what is missing from the picture? *Draw in palm leaves, clothes on the floor and speech bubbles saying, "Praise God"*.

The crowd treated Jesus like a king as they laid clothes on the floor, waved branches and shouted, "Praise be to God." Because Jesus is so great, they treated Jesus the best way they could.

If you look at these three stories can you see what they all have in common.

The wise men **came to Jesus** and **worshipped** Him as their **King**.

The sinful woman **came to Jesus** and **worshipped** Him as their **King**.

The people in the streets **came to Jesus** and **worshipped** Him as their **King**.

All of them **came** to Jesus. They all **worshipped** Jesus. They all treated Jesus like their **King**. They all gave the best of what they had.

Each of these stories teach us a very important lesson. We must **come** to Jesus. We must **worship** Jesus. We must treat Jesus like our **King**. We must give Jesus the **best** of what we have.

4) Review Questions


- a) What does Jesus want us to do? (*Come to Him.*)
- b) How can we worship Jesus? (*We give Jesus the best of what we have. We give Jesus our time, our words, our hearts.*)
- c) How will you worship Jesus? (*Let the children answer.*)

5) Crafts

Option 1: Draw in missing pictures

Complete the pictures to see how they worshipped Jesus.

Shout with joy to the Lord,
all the earth! Worship the
Lord with gladness.
Come before Him, singing
with joy.
Psalm 100:1-2



The people in the streets came to Jesus and worshipped Him as their King.



The sinful woman came to Jesus and worshipped Him as their King.



The wise men came to Jesus and worshipped Him as their King.

Option 2: Shout for Joy trumpet

