

# INSIDE OUT

LIFE LESSONS FROM  
THE BOOK OF JAMES



# Inside Out (Book of James)

## Contents:

<b>Letter to the leaders</b> .....	3
<b>Table Summary of Inside and Outside</b> .....	4
Lesson 1: Introduction to the book of James .....	5
Lesson 2: Wisdom and joy when troubles come (James 1:2-8).....	8
Lesson 3: Hearing and doing the Word (James 1:19-27; 2:1-13).....	12
Lesson 4: Faith and Good Deeds (James 2:14-26).....	17
Lesson 5: The Power of the tongue (James 3:1-12) .....	21
Lesson 6: Be wise and follow God’s ways (James 1:5; 3:13-18) .....	25
Lesson 7: Worldliness vs Godliness (James 4:1-17; 5:1-6).....	30
Lesson 8: Patience while we wait (James 5:7- 11) .....	33
Lesson 9: Pray in faith (James 5:13-18).....	37
Lesson 10: Showing the inside on the outside .....	42

**INSIDE OUT (Lessons from the book of James)**  
© Cornerstone Church Johannesburg  
Revised 2024

This curriculum, including its media pack and booklet are licensed under a Creative Commons Attribution-NonCommercial-ShareAlike 3.0 Unported License. This means that this work may be copied and distributed freely as long as the work is credited to Cornerstone Church and that the work is never sold in any way or form. This work cannot be used for commercial purposes.

The work may also be altered or adapted, provided that it is made clear that the alteration or adaptation is not part of the original work and not endorsed by Cornerstone Church Johannesburg, unless the work is endorsed which would be agreed upon with Cornerstone Church Johannesburg. If you alter, transform, or build upon this work, you may distribute the resulting work only under the same or similar license to this one.

See the details of this Creative Commons license at  
<http://creativecommons.org/licenses/by-nc-sa/3.0/>

Scripture references are taken from:  
*Holy Bible*, New Living Translation, copyright © 1996, 2004, 2015 by Tyndale House Foundation. All rights reserved.  
HOLY BIBLE, NEW INTERNATIONAL VERSION®. NIV®. Copyright © 1973, 1978, 1984 by International Bible Society. Used by permission of Zondervan. All rights reserved worldwide.  
The Holy Bible, English Standard Version® (ESV®) © 2001 by Crossway, a publishing ministry of Good News Publishers. All rights reserved.

All artwork is created in house or found on one of the following free image websites:  
<https://www.freebibleimages.org/>  
<https://christiancliparts.net>  
<https://www.freepik.com/> Copyright © 2010-2023 Freepik Company S.L.  
All rights reserved.

# Letter to the leaders

In just five chapters it is incredible how much God teaches us through the letter He inspired James to write to the Jewish believers. We encourage you to pray and spend time reading the book of James and let God use it to change you on the inside and the outside. The best way we can teach our children these great truths is by showing them through our actions every day.

In this series we are going to be doing a study on the book of James. Every lesson will focus on a portion of scripture. You can find this in the title and read it as part of your preparation.

James is talking to believers who have accepted Jesus as their saviour. They believe He is God's son who died and rose again so they can be forgiven and be with God again. This is what we as believers have on the inside too.


Yet, James is clearly pointing out to these believers that their actions are not showing that they are followers of Jesus. Throughout the book he teaches them what our lives should look like on the outside.

A Bible study booklet has also been put together which older children will be able to work through week by week, verse by verse. The hope is that our children gain skills and confidence to read the Bible on their own and study other books using what they have learnt.




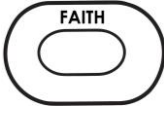







To help our children remember what the book of James is encouraging us as believers to do, we will discuss what God has given us on the "Inside" and so should therefore be showing on the "Outside". A summary of this can be found in the table on the next page.

So let's get our hearts ready to let God's word change us on the inside so we can impact our kids and our city.

These are the weekly posters that you will refer to each lesson.



## Table Summary of Inside and Outside

Title	Inside	Picture	Outside	Picture
#1 Introduction to the book of James	I believe in Jesus.		I will show this in my life.	
#2 Wisdom and joy when troubles come	God gives us wisdom and grows our faith.		We have joy in tough times as we trust in God alone.	
#3 Hearing and doing the word	God plants His word in our hearts.		We <b>do</b> what the Bible says.	
#4 Faith and good deeds	We have God's gift of forgiveness and faith in God.		We do good deeds to please God and help others.	
#5 The power of the tongue	We have God's word and the Holy Spirit helping us.		We praise God and do not curse others.	
#6 Be wise and follow God's ways	God gives us His wisdom to do things His way.		We prove it by living honourable lives that please Him.	
#7 Worldliness vs Godliness	We accept and believe in Jesus and are filled with the Holy Spirit.		We spend time with <b>God</b> and our actions show we are His friend.	
#8 Patience while we wait	We know that Jesus will return and that God is always in control.		We patiently wait for God to do things His way and in His timing.	
#9 Pray in faith	We know and have faith in God.		We pray in faith in all situations.	
#10 Inside out	I believe in Jesus.		I will show this in my life.	

# Lesson 1: Introduction to the book of James

## Main focus for the lesson:

- Who is James, who is he a slave to and who is he talking to.
- Why James is writing this letter to the Jewish believers.
- On the inside I believe in Jesus. On the outside I will show this in my life.

## 1) Memory Verse

- James 1:1

***“This letter is from James, a slave of God and of the Lord Jesus Christ. I am writing to the “twelve tribes” – Jewish believers scattered abroad.”***

## Idea to teach the memory verse.

Begin by telling the children that this term we are going to learn the whole book of James. But don't worry, today we will just start with the very first verse.

*Read the verse to the children and then ask them the questions as set out in the “Bible story” section.*

## 2) Hands On

See this in action <https://youtu.be/QmFtZ6HTsPE>.

Have two tins of peaches or something the children will like. One tin has the correct label. Change the label of the other tin to something not nice such as dog food.

Have two leaders each holding a can. Each leader will try and convince the children that what they have inside their tin is really nice. Let the children decide which one they would eat.

Open the tins and show the children that in fact both have the same thing inside.

This is how it was like with the Jewish believers that James was writing to. Inside their hearts they knew Jesus and had accepted Him as their saviour. They had chosen to love and follow Him but on the outside their actions did not show this at all.

So how did they accept Jesus? How do we accept Jesus as our Saviour?

Romans 10:9 tell us, “If you openly declare that Jesus is Lord and believe in your heart that God raised Him from the dead, you will be saved.”

This verse tells us that to be saved all we need to do is believe that Jesus saves us from our sin and our actions show what we believe. Can you see what we believe is not just on the inside but also on the outside.

At the Sermon on the Mount (Matthew 5 -7) James and some of these Jewish believers heard Jesus teach how they should live to please God. In James's letter he reminds them of these things. I am so pleased that God has inspired the advice James writes in this letter as we can learn from it too.

Here are some of the things that we will be learning from the book of James. Let's ask God to help us be changed on the inside and show it on the outside.

- |   |   |
|---|---|
| ○ Have joy during tough times (James 1:2)   | ○ Ask God for wisdom (James 1:5)                    |
| ○ Do what the Bible says (James 1:22)       | ○ Choose God's way and not the world's (James 3:13) |
| ○ Do good deeds (James 2:20)                | ○ Be patient as God is in control (James 5:8)       |
| ○ Use our tongue only for good (James 3:10) | ○ Always pray in faith (James 5:16)                 |



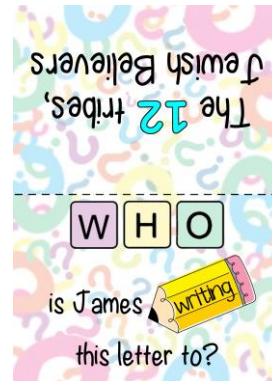
### 3) Bible Story + Lesson

James 1:1

“This letter is from James, a slave of God and of the Lord Jesus Christ. I am writing to the “twelve tribes” – Jewish believers scattered abroad.

The verse is not very long but look how much it tells us! It tells us WHO WHO WHO. *(Say it like an owl)* Each poster has a question about the verse. If you think you know the answer, then say “who who who”.

*Have your posters around the venue and read the question as you come to each. Reread the verse to confirm the answer. For each question give an explanation to each answer.*



Question and answer	Explanation
<p><b>Q</b> - Who wrote the letter found in the book of James?</p> <p><b>A</b> - James</p>	<p>James was Jesus’ brother (Galatians 1:19) He was a leader in the church in Jerusalem. He wrote this letter after the death and resurrection of Jesus once the church had been established for a number of years.</p>
<p><b>Q</b> - Who did James say he was a slave to?</p> <p><b>A</b> - A slave of God and the Lord Jesus Christ.</p>	<p>A slave is someone who is forced to serve someone else. So why does James call himself a slave?</p> <p>Let’s remember that the book of James was originally written in Greek and if we look at the meaning of the Greek word James used we might just get a better understanding.</p> <p>James used the word “<i>Doulos</i>”. Some other English versions of the Bible say, “bond-servant, servant” of the Lord. This word means: Someone who was free to go (they were not a captive slave) but who willingly wanted to stay and serve the will of their master.</p> <p>So James is saying that he willingly serves Jesus and does what Jesus wants him to do because Jesus knows what’s best.</p>
<p><b>Q</b> - Who is James writing to?</p> <p><b>A</b> - Twelve tribes, Jewish believers.</p>	<p>The people James is writing to know and have chosen to follow Jesus. The Jewish believers are not all together in one church building or one city. They are scattered among other nations that don’t believe in Jesus.</p>

Use the mini-book craft to look at some of the things we learn from the book of James.

#### 4) Review Questions

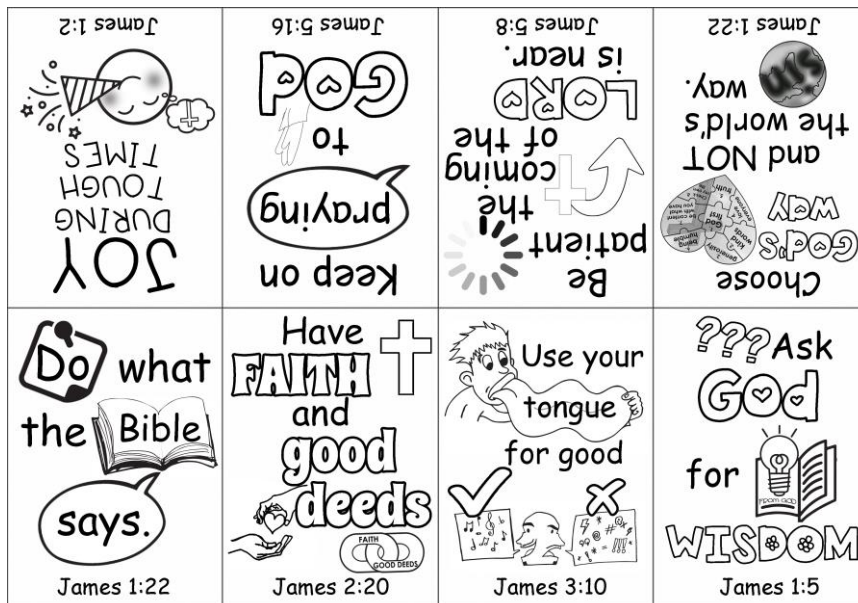
- Who wrote the letter in the book of James? (*James*)
- Who did James choose to be a slave to? (*Jesus*)
- Who did he write the letter to? (*The Jewish believers*)
- Who can learn from the letter of James (*Us!*)

#### 5) Crafts

##### Option 1: Mini-book

Follow the folding instructions to make a mini-book of James.

<https://youtu.be/G2tugEOAKTQ> Mini Story Book - (CRAFT) Leader Resources. Step by step folding instructions can also be printed from our website [kids.cornerstonechurch.co.za](http://kids.cornerstonechurch.co.za).



##### Option 2: Bookmark

Children colour their bookmark and decorate the back.



## Lesson 2: Wisdom and joy when troubles come (James 1:2-8)

### Main focus for the lesson:

- James teaches us that all believers will experience tough times and God uses them to grow our faith.
- On the inside God gives us wisdom and grows our faith. On the outside we have joy in tough times as we trust in God alone.

### 1) Memory Verse

- James 1:2

***“When troubles come your way, consider it an opportunity for joy”.***

### Idea to teach the memory verse.

Play “Get Down” by Life Kids Worship. <https://youtu.be/t4A1XRtN9ok> and let the children dance around the room. A leader shouts “EARTHQUAKE!” and pauses the music. The children can pretend to be shaking around with the earthquake.

Then a leader says: ***“When troubles come your way...”*** and the children respond saying: ***“consider it an opportunity for joy!!”***

Then continue playing the music and the children continue dancing around until the leader shouts “EARTHQUAKE!” again.

Repeat a few times.

### 2) Hands on

Dress two of your leaders up like Paul and Silas and let them tell their story. (Acts 16:16-40)

Paul	Hi everyone, my name is Paul and this is my friend Silas. We are believers who travelled around telling people about Jesus and getting more people to follow Him.
Silas	Yes, and let me tell you that it wasn't always easy! Oh Paul, let's tell our friends about that time we were thrown in prison!
Paul	Ummm Silas, which time in particular, there have been a few times for me!
Silas	Oh yes, that's right. Ok well let's tell them about the time with the earthquake! It's such a good story!
Paul	Good idea, Silas. We were travelling through a town where there was a lady who had a bad spirit inside her. And so she was able to tell the future! But we know that fortune telling is against God!
Silas	And there were some bad people making money from her abilities so when we cast that bad spirit out of her, they couldn't make money from her anymore. And that made them very angry.
Paul	That's when they took action against us! They formed a mob and beat us and threw us in prison!
Silas	We were in bad shape, wounded and imprisoned and we hadn't even done anything wrong! And they even put us in chains so we couldn't move around.
Paul	We could have moaned and groaned about everything being so unfair. But we had been in tough times before and God had helped us then so we knew we could trust Him to help us again.
Silas	We knew that <b><i>“When troubles come your way, consider it an opportunity for joy.”</i></b> We showed the joy in our heart by singing praises to God so loud that all the prisoners and guards heard us!
Paul	Yes, we did! And do you know what happened next boys and girls?
Silas	Oooh please let me tell them Paul! There was an EARTHQUAKE! And it shook the whole prison like crazy and our chains fell right off our hands and feet!



Paul	And don't forget how the doors of the prison flew open too; we could have walked right out of there. In fact, the guard thought we did and he would have been in really big trouble.
Silas	But no, we chose to follow God's wisdom and stayed in that prison. The guard was so shocked that we were still there that he asked us how he could be saved! And we told him to believe in Jesus.
Paul	That guard brought us to his house and cared for our wounds while we told him and his family all about Jesus and they believed in Jesus and got saved that night too.
Silas	You see God loves Silas and me and He was always in control. All we had to do was remember that and keep on praising Him even though it was a very difficult time.
Paul	And because of our steadfast faith in God during our trouble, a whole family got saved and became believers of Jesus too!
Silas	We hope that hearing this story will help remind you to praise God no matter what is happening in your life too.
Both	Bye everyone!

### 3) Bible Story + Lesson

See this in action at <https://youtu.be/6Q5hSURv2iA>

The following object lesson can be done as you teach the lesson.

You will need:

- A piece of paper
- A handful of pebbles or stones
- Some bricks or books

Let's pretend this piece of paper is us and these pebbles are all the tough times we as believers will go through. My tough times may be different to yours and we may not get thrown in prison like Paul and Silas from the Bible did, but tough times will still come.



*(Put the pebble onto the paper and the paper falls between the bricks) Oh no! Now what?*


It can be a scary thing to think about but we know that if Jesus can help Paul and Silas during their tough times, He will definitely help us, because we are also His children.



Let's see what the Bible says:


James 1:2-4 <sup>2</sup> Dear brothers and sisters, when troubles of any kind come your way, consider it an opportunity for great joy <sup>3</sup> For you know that when your faith is tested, your endurance has a chance to grow. <sup>4</sup> So let it grow, for when your endurance is fully developed, you will be perfect and complete, needing nothing.

The Bible tells us that tough times are an opportunity for great joy, because when we trust God and rely on Him, He helps us through it and our strength and faith grows. *(Fold the paper once on both ends)*



*(Add pebbles onto the folded paper one by one until it falls again)*

But why did Paul and Silas sing praises to God while they were in prison? And why did Paul and Silas stay and tell the jailer about Jesus when they could have escaped?



Paul and Silas knew that their tough time was an opportunity for great joy. They trusted God and they relied on Him. And God strengthened them and grew their faith.

And when we rely on God and we trust Him, He brings us through it! And we consider it an opportunity for joy as He grows our strength and faith. *(Fold the paper long ways like a fan as you talk.)*



When we keep our focus on Jesus and trust Him, no tough times can get us down because our faith in God is being made stronger!

*(Keep adding pebbles to the paper)*



James tells us that when tough times come we should think of it as an opportunity for us to show the JOY we have in our hearts. That means we feel glad because we know we can trust God. When we go through tough times it is normal for us to feel angry, disappointed, upset and sad **on the inside** and sometimes we show this **on the outside**. But God is generous to give us wisdom **on the inside**, so we can rather show joy **on the outside** for everyone to see! This is not us just acting happy, this is real joy that comes from knowing that God is in control and will bring us through our tough times!




#### 4) Review Questions:

- How do you think other people would have acted if they had been beaten and thrown in prison unfairly? *(Complained, shouted, anger)*
- How did Paul and Silas act? *(They had joy and wisdom on the inside and so they praised and told others about Jesus on the outside.)*
- What happened when Paul and Silas considered the tough time they were in as an opportunity to show joy? *(Prisoners heard and the guard and his whole family got saved.)*

## 5) Craft


### Option 1: Spot the difference picture

Help the children see that where most of us would moan and run away at the first chance we had we can instead see tough times as a chance to show joy because we trust God and know He will grow our faith. *(The differences are them singing and staying compared to moaning and leaving.)*



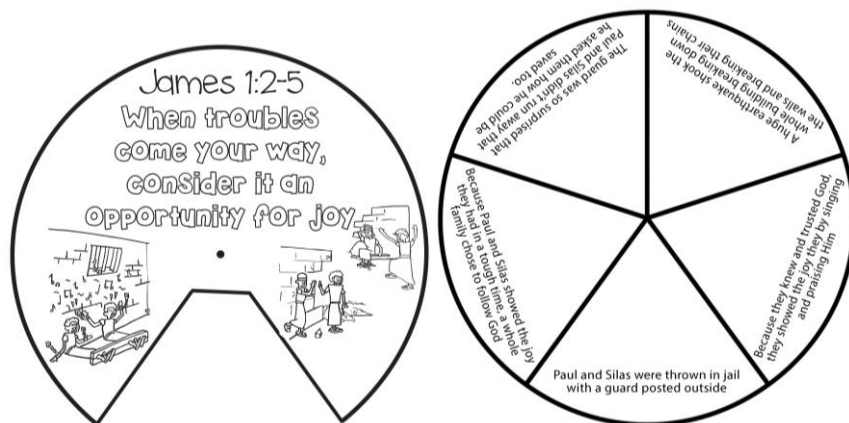
### Option 2: Spinner wheel – Bible Verse

Children colour in the pictures and use the craft to learn and teach the verse.



### Option 3: Spinner wheel – Bible Story

Children draw in their own pictures for the story and the craft to teach what they have learnt.



## Lesson 3: Hearing and doing the Word (James 1:19-27; 2:1-13)

### Main focus for the lesson:

- To learn that we need to not just hear God's word but to do what it says.
- On this inside God plants His Word in our hearts. On the outside we do what the Bible says.

### 1) Memory Verse

- James 1:22

***“Don't just listen to God's word. You must do what it says. Otherwise, you are only fooling yourselves.”***

### Idea to teach the memory verse.

Verse:	Action
Don't just listen	<i>Hands cupped over the back of your ears</i>
To God's word	<i>Put your hands out like a book</i>
You must do what it says	<i>Wag your finger up and down</i>
Otherwise, you are only fooling yourselves	<i>Put both your hands over your face to cover your eyes</i>

James 1:22 (Do what it says) – Seeds Family Worship <https://youtu.be/j2IWQDI-LwQ>. Play the song during arrival time and while they are doing the craft to help them learn the verse. Note the song is NIV and the verse shown here is NLT.

### 2) Hands on

#### Option 1: James 1:22-24

Use this skit to demonstrate how ridiculous it is to not do what the Bible says.

You will need: A mirror

Leader 1	<i>(Go to the mirror and look at yourself)</i> I have brown hair and green eyes. Aren't my eyes beautiful. <i>(Walk away from the mirror when Leader 2 walks into the room.)</i>
Leader 2	Hi Leader 1, Can I ask you a question? What colour hair do you have?
Leader 1	Its red. Umm, I think. Wait, maybe it's green? I don't know, let me go check. <i>(Go to the mirror and have a look at yourself again, touch your hair and make sure to get a good look at it. Then go back to Leader 2)</i>
Leader 1	It's purple. My hair is purple.
Leader 2	And what colour are your eyes?
Leader 1	Uh. I have forgotten, let me go and check. <i>(Go back to the mirror and have a look at yourself for a short while then return)</i> Pink, my eyes are pink!
Leader 2	<i>(Turn to the children)</i> Is this ridiculous? Do you think that when you have looked in the mirror that you know what you look like? <i>(Allow the children to respond)</i> Of course, yes!
Leader 1	Can you believe there is a Bible verse in James that speaks about seeing yourself in the mirror and forgetting what you look like? Let me read it to you so you can try and work out what it is trying to teach us. <i>(Read from your Bible so they can see it is true)</i>  James 1:22-24 <sup>22</sup> But don't just listen to God's word. You must do what it says. Otherwise, you are only fooling yourselves. <sup>23</sup> For if you listen

	<p>to the word and don't obey, it is like glancing at your face in a mirror. <sup>24</sup> You see yourself, walk away, and forget what you look like.</p> <p>What is the verse saying is as ridiculous as me not knowing what colour hair I have? (<i>Listening to the word and not doing what it says!</i>)</p>
Leader 2	<p>We know the Bible says, "Love others" and so if I go to school and only love <i>some</i> people <i>some</i> of the time, am I being ridiculous? Yes, because the Bible says, "love others" then we must "<b>do what it says.</b>"</p> <p>And we know the Bible says I must "love God" and so if I only love Him on a Sunday and don't act that way during the week am I being ridiculous? Yes, because the Bible says, "love God" then we must "<b>do what it says.</b>"</p> <p>And we know the Bible says, "follow God's ways" and so if I make some really bad choices just so that others can think I am cool but I know they are not God's ways then am I being ridiculous? Yes, because the Bible says, "follow God's ways" then we must "<b>do what it says.</b>"</p>
Leader 1	<p>(<i>Go back to the mirror, have a look at yourself and then walk back to Leader 2</i>) Just like I know my eyes are green and my hair is brown I will listen to God's word and do what it says!</p>
Leader 2	<p>So the next time you see yourself in the mirror remember what James 1:22 says: "Don't just listen to God's word. You must do what it says. Otherwise, you are only fooling yourselves."</p>

### Option 2: James 2:1-13 Skit

It is important for us to do what the Bible says. It is also important to remember that when we don't do what the Bible says, it is sin. We are going against God.

Let's look at one of the examples of what the Bible says that James uses to remind the believers.

James 2:8-9 reminds us that God wants us to love others like we love ourselves. It also tells us to not treat people differently. Watch this skit and decide if this person is doing what the Bible says.

*You will need dress up items for the rich and poor person.*

Believer says to both	( <i>Greet the two people</i> ) Hello I have faith in Jesus. Glad you could come today.
Believer says to rich person	Oh look how nice your clothes are. And that necklace. Wow, it must be so expensive. I have a special seat for you right up here in the front. Come sit. Let me get you an extra cushion. I'll just place the donations basket here.
Believer to poor person	( <i>hold your nose</i> ) Oh and look at you. Um? You can stand here at the back. Or maybe sit over here on the floor. Or perhaps closer to the door.

Do you think he is doing what the Bible says? (*No, we need to treat everyone the same and love them no matter what.*)

If we read James 2:1-13 it reminds us that if we don't love people like we love ourselves and we treat them differently, then we are going against God. This is sin. We can be very thankful that God is forgiving but we need to do everything we can to do what the Bible says.



### 3) Bible Story + Lesson



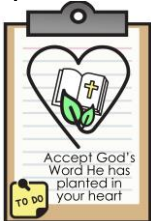

You will need:

- A set of the “to do cards” placed around the venue.
- For younger children have an extra set to hold up when you read out that part of the verse so it is easier for them to find the matching “to do card”.





We know that God wants us to not only listen what the Bible says but to also **do** what it says. (James 1:22) If we look in the book of James we can read some of the things God wants us to do.

What you will do:

- Name all the things that the book of James says we must do. (These are the titles of the “to do cards” shown in the table)
- Tell the children when they hear you read out one of these ways mentioned they must run to the matching “to do card”.
- At each “to do card” you will go through the explanation shown in the table.
- Read James 1:19-27 from your Bible.
- Let the children come up with an action for each “to do card”.
- Once you have explained all the cards play a game. You will call out the title of one “to do card” and they will run to it and do their action.

To do card and titles	Explanation
<p>Quick to listen to God’s Word</p> 	<p>James wrote this letter to people who believed in Jesus but were not doing what the Bible says. So he tells them <b>to be quick to listen to what the Bible says</b>, to not say bad things about the Bible and to not get angry when they don’t want to do what it says. Do you think God wants you to be quick to listen to what the Bible says? (Yes)</p>
<p>Get rid of the filth</p> 	<p>James tells them to <b>get rid of the filth and evil</b> in their lives. They need to stop making bad choices. Do you think God wants you to get rid of the bad choices you are making? (Yes We need to get rid of the things in our lives that are not from God. Anything that is not good.)</p>
<p>Accept God’s Word</p> 	<p>They are to <b>accept God’s word that He has planted in their heart</b>. How wonderful is it to know that when we believe that Jesus died and rose again so we can be forgiven, He <b>plants</b> His word in our hearts. The truth of how He has forgiven us and saved us, is inside of us all the time. Will you accept His Word that He has planted in your heart?</p>
<p>Do what the Word says</p> 	<p>To not do what God’s word says is as ridiculous as forgetting what we looked like in the mirror. (See <i>hands on</i>)</p> <p>Will you do what God’s word says? (Yes)</p>



<p>Don't forget what the Word says</p> 	<p>What do you think we can do to help us remember what God says? (<i>Keep on reading the Bible and keep spending time with God</i>) God says He will bless us when we remember the Word and do what it says.</p>
<p>Control your tongue</p> 	<p>We need to <b>control what we say</b>, especially about other people. We are only fooling ourselves if we say we love God and then say things that do not please Him. (<i>Lesson 5 will cover this more</i>) What can we do to help control our tongues? (<i>E.g. think before you say something as you might say something nasty, or something that you don't mean.</i>)</p>
<p>Care for the orphans and widows</p> 	<p>We need to <b>care</b> for everyone around us. Can you think of some ways we can do this?</p>
<p>Refuse to let the world corrupt you</p> 	<p>We need to follow God's ways and we need to <b>refuse</b> to let the sinful ways of the world stop us from following God's ways.</p>

*Read the verses from the Bible putting emphasis on the words that the cards refer to.*

James 1:19-27

<sup>19</sup> Understand this, my dear brothers and sisters: You must all be **quick to listen**, slow to speak, and slow to get angry. <sup>20</sup> Human anger does not produce the righteousness God desires. <sup>21</sup> So **get rid of all the filth** and evil in your lives, and humbly **accept the Word** God has planted in your hearts, for it has the power to save your souls.

<sup>22</sup> But don't just listen to God's Word. You must **do what it says**. Otherwise, you are only fooling yourselves. <sup>23</sup> For if you listen to the Word and don't obey, it is like glancing at your face in a mirror. <sup>24</sup> You see yourself, walk away, and forget what you look like. <sup>25</sup> But if you look carefully into the perfect law that sets you free, and if you do what it says and **don't forget** what you heard, then God will bless you for doing it.

<sup>26</sup> If you claim to be religious but don't **control your tongue**, you are fooling yourself, and your religion is worthless. <sup>27</sup> Pure and genuine religion in the sight of God the Father means **caring** for orphans and widows in their distress and **refusing to let the world corrupt you**.

Now that we know some of the things that the Bible says, what should we do? (*Do them*)


#### 4) Review Questions:

- What has God planted in your heart? (*His word*)
- Why is it important that we do what the Word says? (*To not do what the Word says is to go against God, or to sin. God also tells us that He blesses us for doing what His Word says.*)
- Will you do what the Word says?

#### 5) Craft


##### Option 1: Accept God's Word planted in your heart

Children cut out and decorate the heart. Punch some holes at the top so they can thread some ribbon or string and wear it as a necklace.



##### Option 2: Flower

Children cut out the petals and stick them around the circle to form a flower. Remind them about what James 1:19-27 teaches us God has planted in our hearts.



## Lesson 4: Faith and Good Deeds (James 2:14-26)

### Main focus for the lesson:

- Faith and good deeds go together. Faith without good deeds is dead.
- On the inside we have God's gift of forgiveness and faith in God. On the outside we do good deeds to please God and help others.

### 1) Memory Verse

- James 2:26

***“Just as the body is dead without breath, so also faith is dead without good works.”***

### Idea to teach the memory verse.

Let the children divide into pairs. One person holds their breath while the other person recites the verse as many times as they can before the first person needs to take a breath again. Then let them swap.

### 2) Hands On

#### What Goes Together quiz

Play a little quiz game with the children where you name one item and they have to guess what goes with it. Watch this in action: <https://youtu.be/tz-B1ZgFXUY>

Here are some examples.

Knife and ... fork	Pap and ... wors	Lock and ... key
Socks and ... shoes	Thor and ... hammer (Mjollnir)	Hamburger and ... chips
Macaroni and .... cheese	Bow and ... arrow	Thunder and ... lightning
Mickey mouse and ... Minnie	Bride and ... groom	Faith and ... good deeds

Listen to this passage and see if you can work out what two things it tells us need to go together. (*Acting it out as it is read will help the children understand what is missing. Then do it over this time showing what it looks like when you have faith and good deeds.*)

James 2:15-17

<sup>15</sup>Suppose you see a brother or sister who has no food or clothing, <sup>16</sup>and you say, “Good-bye and have a good day; stay warm and eat well”—but then you don't give that person any food or clothing. What good does that do? <sup>17</sup>So you see, faith by itself isn't enough. Unless it produces good deeds, it is dead and useless.

As you can see the verse is saying that faith is not good enough on its own. Faith goes together with ... good deeds. It is so important that these two things go together that the Bible even compares it to breath and life!

### 3) Bible Story + Lesson

I am going to read James 2:14-20. Every time I say the word “**faith**” I want you to kneel and put your hand on your heart. When you hear the words “**good deeds**” I want you to stand up and hold your hands out like you are serving someone.

#### **Read James 2:14-20 from your Bible.**

<sup>14</sup>What good is it, dear brothers and sisters, if you say you have **faith** but don't show it by your actions (**or good deeds**)? Can that kind of **faith** save anyone? <sup>15</sup>Suppose you see a brother or sister who has no food or clothing, <sup>16</sup>and you say, “Good-bye and have a good day; stay warm and eat well”—but then you don't give that person any food or clothing. What good does that do? <sup>17</sup>So you see, **faith** by itself isn't enough.

Unless it produces **good deeds**, it is dead and useless. <sup>18</sup> Now someone may argue, "Some people have **faith**; others have **good deeds**." But I say, "How can you show me your **faith** if you don't have **good deeds**? I will show you my **faith** by my **good deeds**." <sup>19</sup> You say you have **faith**, for you believe that there is one God. Good for you! Even the demons believe this, and they tremble in terror. <sup>20</sup> How foolish! Can't you see that **faith** without **good deeds** is useless?

What do you think this passage wants to teach us about? (*Faith and good deeds*)  
Remember, James is writing a letter to people who already believe in Jesus. He is saying all believers need to have both faith **and** good deeds. If these are things that God wants us to have then it is important that we know what each means.










**Faith** is trusting God and believing Jesus saves us from our sin.

**Good deeds** are things we do to show love to God and love and help to others.

Remember we are **not** saved by our good deeds. Only Jesus can save us from our sins. When we accept His gift of forgiveness and have faith that Jesus is God's son who died and rose again, then we are saved. As people who love Jesus, we do the good deeds He has planned for us.

James 2:21-26 tells us about two very different people yet God was pleased with them both. I am going to tell you a little about each of them. If something is the same about them I want you to shout out "same, same".

Refer to the pictures shown in the table as you compare Abraham and Rahab.

		
<p>Abraham did many things right, like God wanted him to. When God told him to go to another land, Abraham obeyed.</p>		<p>Rahab did many things wrong, that God did not want her to do.</p>
<p>Abraham was rich and he owned a lot of land.</p>		<p>Rahab was not rich and she worked in an inn.</p>
<p>Abraham was born a Jew. Jews were known as God's chosen people.</p>		<p>Rahab was not born a Jew. She was a Gentile. Her people were enemies to the Jews.</p>
<p>Abraham had faith and trusted God.</p>		<p>Rahab heard what God had done to save the Jews and so she had faith and trusted God.</p>
<p>Abraham had loved and served the Lord for a long time.</p>		<p>Rahab had served the Lord for a short time.</p>
<p>God saved Abraham.</p>		<p>God saved Rahab. God wants everyone to choose Him as their Saviour.</p>
<p>Abraham did good deeds and his actions showed that he had faith in God.</p>		<p>Rahab did good deeds and her actions showed she had faith in God.</p>

We can see that Abraham and Rahab were very different people, yet both of them had faith in God. And both of them showed their faith on the outside by doing good deeds. And God was pleased with both of them for doing so.

Let's learn a little more about Rahab's incredible story. (Joshua 2:1-24)

Rahab was not born in a family that taught her about God and how wonderful He is. She only heard stories about what God had done. Like when He saved the Jews from slavery in Egypt by parting the Red Sea and sending bread from Heaven so they had something to eat. And when she heard about how great God is this is what she said. "For the LORD your God is the supreme God of the heavens above and the earth below." Joshua 2:11

We can see from what Rahab said that she had faith in God. But what she did next straight after saying this showed it even more.

God sent Jewish spies to Jericho to check out the land they were getting ready to take over. When the king of Jericho heard this he sent soldiers to find them and have them killed. But Rahab hid the spies so no one could harm them. She sent the king's soldiers off in the wrong direction while they were safely hiding upstairs in her inn. And then she helped the spies escape. Hiding the spies was very dangerous for her but her good deeds saved the lives of the two spies. And for this God was very pleased. God blessed Rahab and she was rescued from Jericho when the Jews returned to attack the city and she became part of their family.


Rahab's faith in God was immediately followed by good deeds. This is what God wants our faith to look like. He doesn't want us to wait. He wants us to live so that everyone can see we trust and have faith in Him.

#### 4) Review Questions

- Even though Abraham and Rahab were so different, what did they have in common? (*Faith and good deeds*)
- Complete the sentence "I have faith in God so I will ...."
- How do we show on the outside that we have faith in God in the inside? (*Through good deeds*)
- What are some examples of good deeds that you can do? (*Anything that will show that you trust God and follow what He says. For example God says love others so when we have faith in God our actions should love others.*)

#### 5) Crafts



**Option 1:** Find the things in common and then draw in your story.





**Option 2: Faith and Good Deeds paper chains**

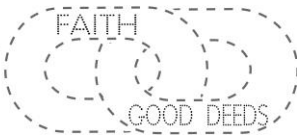
Children make paper chains to see that faith and good deeds go together. They fill in the blank one with why they have faith in God and the good deeds they will do that show it.

<p><b>FAITH</b></p> <p>Rahab said "For the Lord your God is the supreme God of the heavens above and the earth below." Joshua 2:11</p>
<p><b>GOOD DEEDS</b></p> <div style="display: flex; align-items: center; justify-content: center;">  <div style="margin-left: 10px;"> <p>Rahab helped the spies</p> </div> </div>
<p><b>FAITH</b></p> <p>"Abraham believed God, and God counted him as righteous because of his faith." James 2:23</p>
<p><b>GOOD DEEDS</b></p> <div style="display: flex; align-items: center; justify-content: center;">  <div style="margin-left: 10px;"> <p>Abraham was willing to offer his son when God asked</p> </div> </div>

<p><b>FAITH</b></p> <p>I trust God because He is ...</p>
<p>I will show my faith by... <b>GOOD DEEDS</b></p>
<p><b>FAITH</b></p> <p>I trust God because He is ...</p>
<p>I will show my faith by... <b>GOOD DEEDS</b></p>

**Option 3: Wordsearch**

"Just as the body is dead without breath, so also faith is dead without good works. (James 2:26)"



F A I T H T U U I L  
 G G A B Y R Q V A O  
 B O R Y F U B S V V  
 E Z O A C S C A R E  
 L W F D T T D I P S  
 I O B E D I E N C E  
 E G I V E E T S K R  
 V J E S U S E U E V  
 E H S A V E D D D E  
 A C T I O N S Z S E

Find the following words

- |           |           |            |       |
|-----------|-----------|------------|-------|
| obedience | gratitude | good deeds | trust |
| actions   | saved     | care       | faith |
| believe   | serve     | Jesus      | love  |
| give      |           |            |       |



## Lesson 5: The Power of the tongue (James 3:1-12)

### Main focus for the lesson:

- The words you say come from a small tongue but have a BIG impact.
- On the inside we have God's word and the Holy Spirit helping us. On the outside we praise God and do not curse others.

### 1) Memory Verse

- Psalm 19:14

***“May the words of my mouth and the meditation of my heart be pleasing to you, O Lord, my rock and my redeemer.***

### Idea to teach the memory verse.

*Do the following actions as you say the verse:*

<b>Verse</b>	<b>Action</b>
May the words of my mouth	<i>Point to lips</i>
and the meditation	<i>Open Bible</i>
of my heart	<i>Put hands over the heart</i>
be pleasing to you, O Lord,	<i>Point upwards</i>
my rock	<i>fist to fist</i>
and my redeemer.	<i>Put arms out like a cross</i>

### 2) Hands On

Here is an example in action: <https://youtu.be/phjlfTpGs9g> (The power of the tongue)

You will need: A shopping bag to look inside and two slices of bread on a plate.

Hey guys! I'm so excited! I'm trying out for one of those cooking shows on TV! For the first audition we have to find two things that go together to make the most DELICIOUS sandwich. So I've got a whole lot of ingredients and I can't decide which will go together and so I need your help.

So let's start with some nicely buttered bread and *(look inside the bag)* let's add some tuna, mmm tuna is so good for you... and let's add *(pretend you are trying to choose which one)* SOME CONDENSED MILK!

Good right! *(Allow kids to shout their objections)* Wait? No? Do they not go together?

Ok, let me try something else. *(Go back into the shopping bag)* How about some chocolate spread, mmm everybody loves chocolate spread. And let's add SOME PICKLES! Everyone loves pickles on a sandwich! This is definitely going to win the competition. No? Do they not go together? What about the jam? Can jam go with the pickles?

*If you are able to bring in some ingredients like peanut butter, marmite and chocolate spread etc. and actually take a spoon, put them together and taste it. Your reaction should show that they really don't go together.*

**Please remember wasting food can be sensitive for some children.**

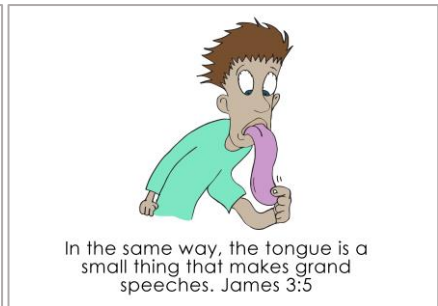

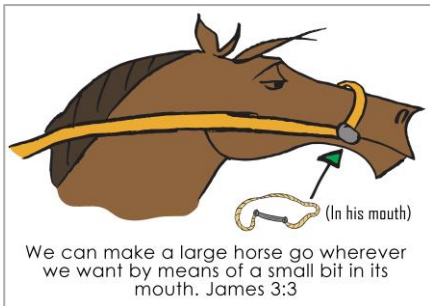
Actually this reminds me of a passage in the book of James where he is talking about the tongue. Let me read it to you:

James 3:9-12 Sometimes it (the tongue) praises our Lord and Father, and sometimes it curses those who have been made in the image of God. <sup>10</sup> And so blessing and cursing come pouring out of the same mouth. Surely, my brothers and sisters, this is not right! <sup>11</sup> Does a spring of water bubble out with both fresh water and bitter water? <sup>12</sup> Does a fig tree produce olives, or a grapevine produce figs? No, and you can't draw fresh water from a salty spring.

Just like when I was trying to put two ingredients that don't go together, this passage is telling us that if we believe in Jesus we cannot use our mouths for blessing and cursing at the same time. They just don't go together! Our lives should be filled with words that are pleasing to God and show how much we love Him.

### 3) Bible Story + Lesson

The book of James explains that even though the tongue is small it can have a BIG impact. Just like how a small bit in a horse's mouth can turn the whole animal, and how a small rudder can move a whole ship, our tongues have power. They can be used for good to lead others to Jesus. They can also cause harm, like a small spark can make a huge forest fire.



The story we are going to hear today comes from the book of Numbers chapters 13 and 14.

God said to Moses, <sup>2</sup>“Send men to explore the land of Canaan, which I’m giving to the Israelites.” So, Moses chose twelve spies to go and see the land. Two of the spies were Joshua and Caleb. Moses wanted all the information about the land that God had given them: the people, the walls around the towns and the crops.

*Choose two volunteers from your class to be Joshua and Caleb and another two children to represent the other ten spies. The children can sneak around the classroom and crouch down on the other side. You will need the “tongues” ready for each of them.*

All of the twelve spies saw that the land of Canaan was very fertile, it had huge trees full of ripe fruit! It was flowing with milk and honey! The towns not only had large walls, but the people living there were giants. When they returned to Moses after spying out the land, they were carrying massive grapes, figs and pomegranates from the land.

Moses asked them for a report back.

*Give the volunteers their tongues and read what they say.*

<small>Spy 1</small> “That land is flowing with milk and honey and huge fruit!” <small>(Numbers 13:27)</small> “BUT there are GIANTS who live there! And they have strong walls around their town!” <small>(Numbers 13:28)</small>	<small>Caleb</small> “Let’s go! We can conquer them!” <small>(Numbers 13:30)</small>	<small>Spy 2</small> “They are so much stronger than us! We we’re like grasshoppers compared to them!” <small>(Numbers 13:33)</small>	<small>Joshua</small> “That land is wonderful! And the Lord will bring us into it safely. It is rich with milk and honey. Don’t be afraid of the giants, the Lord is with us!” <small>(Numbers 14:7-9)</small>
--	--	---	--

Some of the spies said (*Read Spy 1's tongue*) "That land is flowing with milk and honey and huge fruit" (Numbers 13:27) "BUT there are GIANTS who live there! And they have strong walls around their town!" (Numbers 13:28)

Caleb had also seen the giants in the land, but he said to Moses (*Read Caleb's tongue*): "Let's go! We can conquer them!" (Numbers 13:30)

But the other men who had explored the land with Joshua and Caleb disagreed. They said: (*Read Spy 2's tongue*) "They are so much stronger than us! We we're like grasshoppers compared to them!" (Numbers 13:33)

Joshua and Caleb were very upset that the people were not going to take the land that God had given them simply because they were afraid. The people had already seen what God had done for them; He had just brought them out of slavery! And now they were afraid of some giants. They tried to convince Moses and the people: (*Read Joshua's tongue*) "That land is wonderful! And the Lord will bring us into it safely. It is rich with milk and honey. Don't be afraid of the giants, the Lord is with us!" (Numbers 14:7-9)

But the people of Israel's minds were made up. They believed the fearful words of the other ten spies and wanted to get rid of Caleb and Joshua. They didn't have faith in God and that God would protect them. Some of the Israelites even wanted to go back to Egypt and be slaves again!

God saw this and said: "Not one of these people will ever enter that land. They have all seen my glorious presence and the miraculous signs I performed both in Egypt and in the wilderness, but again and again they have tested me by refusing to listen to my voice." (Numbers 14:22)

But God saw the faithful words that Caleb and Joshua said and told them that only they would enter the Promised Land. (Numbers 14:30)

Can you see that the other ten spies were filled with fear, and their words were full of doubt? Their words caused the Israelite people to give up the land that God had promised them. Joshua and Caleb spoke words of faith and trust and so only they entered the Promised Land.

What do you imagine would have happened if the rest of the spies spoke the way Joshua and Caleb did? What impact would their words have had? (*Allow the children to answer*)

Can you see how our small tongue, our words, can make a BIG impact? We can be thankful that God has given us the Bible and sent the Holy Spirit to help us know what to say.

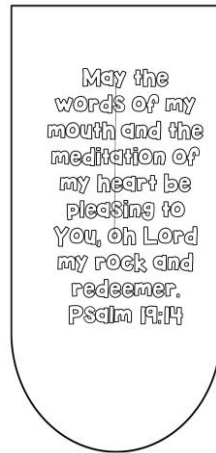
#### 4) Review Questions

- a) Did all the people in the story know God? (*Yes, they all knew who God was and what He had done for them already*)
- b) What was the impact of the words the ten spies said to the people? (*They didn't get to go into the Promised Land*)
- c) Who do we have on the inside of us that helps us speak words that will make a positive impact? (*The Holy Spirit*)
- d) Do you think that your words can change the direction of a conversation? (*Yes, there is power in what we say to do good and to do harm*)

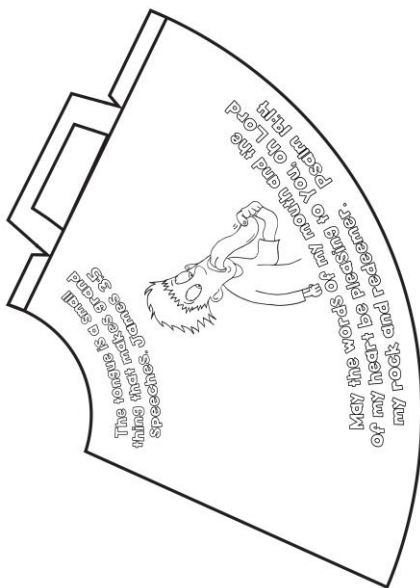
## 5) Crafts

### Option 1: Tongues on ice cream sticks.

Children decorate their tongue and practice saying the verse. Encourage them to write or draw what they want to say that will be pleasing to God.



### Option 2: Megaphone



Let the children use their megaphone to all repeat today's memory verse and the answers to the questions below. Work together to come up with good answers.

- Someone in your class is very nervous for a test you are about to write. What could you say to them?
- One of your teachers is having a bad day. What could you say to them?
- Your mom is worried about something. What could you say to her?
- One of your friends is thinking about coming to church but they are afraid of what other kids will think. What could you say to them?
- One of the kids in your school is being a bully. What could you say to them?

# Lesson 6: Be wise and follow God's ways (James 1:5; 3:13-18)

## Main focus for the lesson:

- If we need wisdom, ask God and He will give it to us.
- Wisdom from God is pure, peace loving, gentle, considerate, full of mercy, shows good deeds, shows no favouritism and is always sincere.
- On the inside God gives us His wisdom to do things His way. On the outside we prove it by living honourable lives that please Him.

## 1) Memory Verse

- James 1:5

***"If you need wisdom, ask our generous God and He will give it to you".***

### Idea to teach the memory verse.

Have a red traffic light and a green traffic light.



Everyone knows that when you see a red traffic light it means you have to STOP and when you see a green traffic light you can GO. So we are going to say the memory verse together but only when I hold up the green light. If I hold up the red light, you have to stop.

GREEN light: "If you need wisdom" RED light  
GREEN light: "ask our generous God" RED light  
GREEN light: "and He will" RED light  
GREEN light: "give it to you." RED light



GREEN light: "If you need wisdom, ask our generous God" RED light

GREEN light: "and He will give it to you" RED light

Repeat this a few times until the children are able to say the whole verse from beginning to end with no red lights as below.

GREEN light: "If you need wisdom, ask our generous God and He will give it to you" RED light

## 2) Hands On

Play a game of "Prove it".

*After saying each challenge allow the children to try and do it.*



Can you stand on one leg? "PROVE IT"

Can you whistle? "PROVE IT"

Can you touch your hands behind your back? "PROVE IT"

Can you twist your tongue or roll your tongue into a tube? "PROVE IT"

Can you lick your elbow? "PROVE IT"

Can you squint/cross your eyes? "PROVE IT"

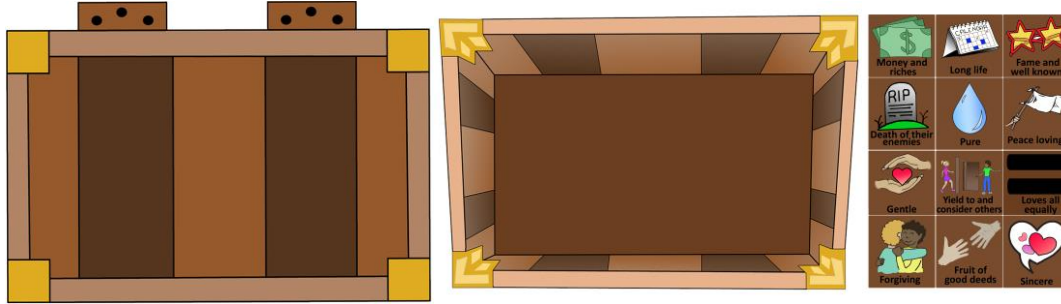


Some of these challenges were easy to do like standing on one leg while others were almost impossible!

James 3:13-14 tells us that if we are wise and understand God's ways then we are to "PROVE IT" by living lives that honour Him, humbly doing good deeds. And like some of the challenges we did, it's not always easy to do that. The only way to do this is by having wisdom that comes from God.

### 3) Bible Story + Lesson

What you will need:



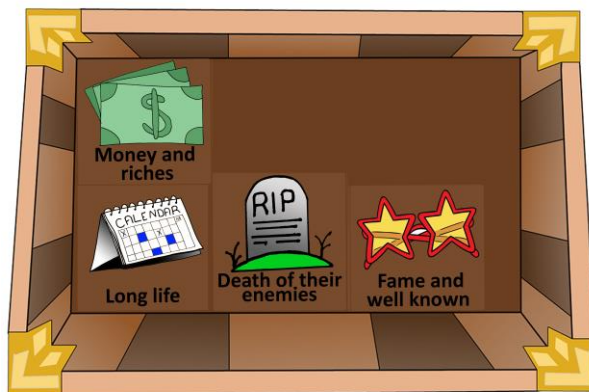
- Using the template place the lid on the top of the picture of the inside of the treasure. Then fold and stick the flaps so it can be opened and closed.
- Cut up the treasure cards. These you will place in the treasure chest as you teach the lesson.
- Hide all the “wisdom cards” in the treasure box with the lid on and see how many they can remember.





### Solomon asks for wisdom (1 Kings 3 and 4)

God made Solomon king of the people of Israel. He took being king seriously and didn't want to mess up. Solomon knew his own knowledge was not enough. One night, God came to Solomon in a dream. God said, “What do you want? Ask, and I will give it to you!” (1 Kings 3:5.)

If God asked you this same question, how would you answer? *(Allow the children time to think about what they would ask for but not answer out loud.)* We might ask God if we could be rich, or famous! Or to be the most handsome or beautiful! We might even ask God for a super-power or if we could live forever!

Most kings would ask for lots of money, to be the most important and known by everyone, the death of their enemies or to live for a very long time. *(Add these pictures to the treasure box)*



 <p>Money and riches</p>	 <p>Long Life</p>	 <p>Death of their enemies</p>	 <p>Fame and known by everyone</p>
---	--	--	---



But Solomon did not ask for these things (*remove the cards*). Instead, Solomon asked God for **wisdom**. Do you think God gave him wisdom? What was our verse today?






James 1:5 *"If you need wisdom, ask our generous God and He will give it to you"*.

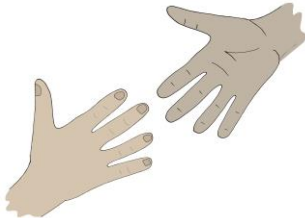


Yes, God gave him wisdom.

So what is this wisdom? Wisdom is what is right for God and asking Him to help us do it.

James 3:17 tells us what wisdom is like. (*Add each picture as you briefly discuss each of them until the treasure box has all the "wisdom cards" in it.*)



<p>Wisdom from God is pure. It is perfect with no sin.</p>	
<p>Wisdom from God loves people working together and is peace loving.</p>	
<p>Wisdom from God is gentle towards others.</p>	
<p>Wisdom from God is willing to yield which means you consider the needs of others.</p>	
<p>Wisdom from God is full of mercy and forgiveness.</p>	

<p>Wisdom from God is seen in our good deeds and how we care for others and show love to God.</p>	
<p>Wisdom from God loves all people equally and shows no favoritism.</p>	
<p>Wisdom from God is always honest and sincere.</p>	

God was so pleased with Solomon that he had asked for wisdom instead of selfish things that He gave Solomon wisdom beyond any king who had ever lived. Can you imagine having all this from God? *(Refer to pictures)* Solomon was known throughout the world for being wise. People came from all over to ask his advice and to make judgements over disagreements they had.

And God didn't give him just a little bit of wisdom, look how generous He was.  
Read 1 Kings 4: 29-34

God gave Solomon very great wisdom and understanding, and knowledge as vast as the sands of the seashore. <sup>30</sup> In fact, his wisdom exceeded that of all the wise men of the East and the wise men of Egypt. <sup>31</sup> He was wiser than anyone else, including Ethan the Ezrahite and the sons of Mahol—Heman, Calcol, and Darda. His fame spread throughout all the surrounding nations. <sup>32</sup> He composed some 3,000 proverbs and wrote 1,005 songs. <sup>33</sup> He could speak with authority about all kinds of plants, from the great cedar of Lebanon to the tiny hyssop that grows from cracks in a wall. He could also speak about animals, birds, small creatures, and fish. <sup>34</sup> And kings from every nation sent their ambassadors to listen to the wisdom of Solomon.

God is so generous that He also gave Solomon all the things he didn't ask for! *(Name and add the things other kings would have asked for)*

- Money - Even today, no man will ever be as rich as King Solomon!
- Long life – He lived for 94 years.
- Death of enemies – Instead of sending people to fight, nations seemed more interested in sending leaders to ask Solomon for wisdom.
- Fame – His fame spread throughout the nations.



Look how generous God is!

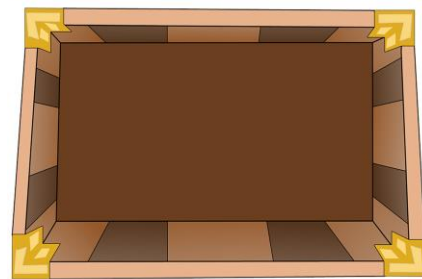

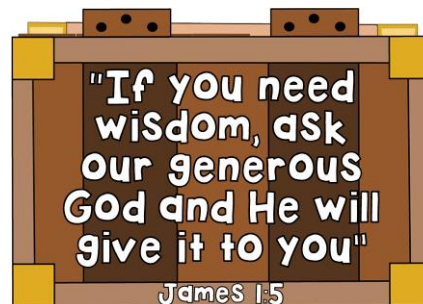
#### 4) Review Questions

- What did Solomon ask for? (*Wisdom from God*)
- Did God give him wisdom? (*Yes. When we ask God is generous to give it to us.*)
- What do you think we should ask God for? Riches and fame? Or Wisdom? (*Let children answer*)
- Will God give you wisdom if you ask Him for it? (*Yes, as when we ask God is generous to give it to us.*)

#### 5) Crafts

##### Option 1: Treasure Box

For fun: Remind them about the generosity of God by saying the first part of the verse. "If you need wisdom," and as they reply "ask our generous God and He will give it to you" topple the pre-cut pictures for the craft over them or onto their treasure chest. They will then stick these into their treasure chest.



##### Option 2: Traffic Light activity page

Traffic lights tell us when to GO and when to STOP.  
Having God's wisdom helps us know what is right for God and doing that.

Read James 3:13-16  
Colour in the traffic lights green if God says this is wise to do.  
Colour the traffic light red if it is not the right thing to do.



James 3:13- 18 **Be wise and understand God's ways**  
<sup>13</sup> If you are wise and understand God's ways, **prove it by living an honourable life**, doing good works with the humility that comes from wisdom. <sup>14</sup> But if you are bitterly jealous and there is selfish ambition in your heart, don't cover up the truth with boasting and lying. <sup>15</sup> For jealousy and selfishness are not God's kind of wisdom.

# Lesson 7: Worldliness vs Godliness (James 4:1-17; 5:1-6)

## Main focus for the lesson:

- Living a Godly life is most important if we belong to Jesus.
- You are responsible for the choices you make and the way you live.
- On the inside we accept and believe in Jesus and are filled with the Holy Spirit. On the outside we spend time with God and our actions show we are His friend.

## 1) Memory Verse

- James 4:17

**“Remember it is sin to know what you ought to do and then not do it.”**

## Idea to teach the memory verse.

Verse	Actions
Remember it is sin	Cross arms in front
to know	Hands on head
what you ought to do	Thumbs up
and then not do it.	Face the other way and sit on your hands

## 2) Hands On



God created the world and He created people to be a part of it and it was good. (Genesis 1:31)

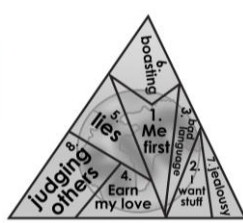
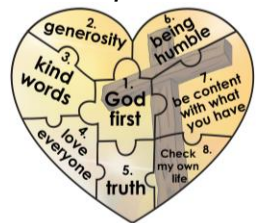


When Adam and Eve disobeyed God, sin entered the world. Now, instead of the world being good, it was filled with things that go against God. God sent His son, Jesus, to save us from this sin. He wants us to be perfect, without sin, just like He is. It all starts with us accepting Jesus' free gift of forgiveness. From that moment we are filled with the Holy Spirit who helps us to live lives that please God. But we are responsible for the choices we make and how we live. God lets us choose. We need to make good choices that show that we love and belong to Jesus. We can choose to be a friend of God's or a friend of the world's sinful ways. Remember, we love all people because that is what God asks. We do not love the sinful ways that go against God.

Let's use these puzzle pieces to see what choices we can make.

Lay out all the cut-out puzzle pieces from both puzzles. Stick dotted puzzle shapes on the wall. Let each child take a turn to take one cut-out puzzle piece and decide where it belongs.

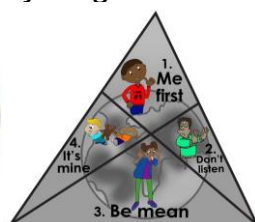
### Puzzle pieces for older children



### Dotted puzzle shapes to stick pieces on



### Puzzle pieces for younger children



### Dotted puzzle shapes to stick pieces on






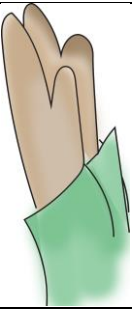


Do you see that each piece only fits in one puzzle and cannot be part of the other puzzle? This is what James 4:4 is trying to teach us. We can either be a friend of the world's sinful way or we are a friend of God. We cannot be both as God's ways are the complete opposite of the world's sinful ways. God's ways are perfect without sin. Which will you choose? The world's sinful ways or God's perfect ways.

### 3) Bible Story + Lesson


How do we know what a Godly life is? How do we know what our actions must be to please God? Sometimes we just know. Other times we are taught by others. The Holy Spirit who lives in us also helps us and God has given us the Bible which tells us exactly how He wants us to live.

The book of James, specifically chapter 4, gives us some excellent advice on how to live Godly lives.

*Explain each picture. Then get the children to recall what each picture meant. Add actions to help them learn them.*

			
The most important way to live a Godly life is to always <b>stay close to Jesus.</b>	<b>Pray</b> – talk to Jesus about everything and anything.	<b>Read the Bible</b> – it is God speaking to you.	<b>Think</b> – before you do something. <b>Think</b> – before you say something.

*Next, have the figure ready with the worldly ways lightly stuck onto it. Take each one off and replace it with Godly ways. Start with "Me first". As you remove what the world says let the children guess what the complete opposite is. Give an explanation or an example if it will help them understand it better. See the table below.*



Conclude that as we replace the worldly ways with God's ways we begin to be more like Him: Good and filled with His love.

#	The world says	God says	Explanation.
1	Me first	God first	I am the most important. I will do things my way. <b>Or</b> God is the most important I will do things His way.
2	I want stuff	Generosity	I want to have more. <b>Or</b> I will share what I have.
3	Bad language	Kind words	I will say horrible things. <b>Or</b> I will encourage others.



4	Earn my love	Love everyone	People must do things for me so that I will love them. <b>Or</b> I will love everyone even if they don't deserve it.
5	Lies	Truth	I will tell lies. <b>Or</b> I will speak only the truth.
6	Boasting	Being humble	I will boast about the things I will achieve. <b>Or</b> I will boast only about how great God is.
7	Jealousy	Be content with what you have	It's not fair. Did you see the things he has? I want it. <b>Or</b> Thank you God for everything I have and everything You do for me.
8	Judging others	Check my own life	I will point out other's faults and mistakes. <b>Or</b> I will look for things I could do better for God.

#### 4) Review Questions

- a) You need to choose. The world's ways or God's ways. (Name specific examples as shown in the explanation table above,)
- b) Why is studying the Bible, like learning about the book of James, so important? (It helps us know how to live a life that is pleasing to God. It helps us avoid making bad choices.)

#### 5) Crafts

**Option 1:** Children make their own version to teach the lesson to someone else.



**Option 2:** Children make the person look like them and they stick on the pieces of circle or heart that they will try to show on the outside because of what God has done on the inside.



#### Option 3: Activity Page

Remember it is sin to know what you ought to do and then not do it. (James 1:17)

Check the all the wrong things have been thrown out.

Q C W M Y A  
B U G E A P  
I P Q L A Y  
M E O T N V O  
Z P A A N T L  
B I S C H E M E  
O S Z V V S P A  
F B O A S T K  
Y I C L L Y P

• ME (FIRST)  
• SUPERIOR (TO OTHERS)  
• SCHEME  
• COVET  
• MEANNESS  
• BOAST  
• SWEAR  
• MONEY (MAD)

enjoy

THROW OUT

Y L G O B C T D P  
V U E N A P N G S P E  
K I N D N E S S G G E  
Q P E S T O O G O E  
A I P H E B E F F Q  
L G O E F L O P H B  
Z O U Z B I F P R E Z  
J S K K I N I D O  
L L B E M E Q T S G  
P R Q G L J D D C H

• (being) KIND  
• CONTENT  
• GENEROUS  
• UNSELFISH  
• (knowing) GOD  
• (reading the) BIBLE  
• (helping) OTHERS

find these here

## Lesson 8: Patience while we wait (James 5:7- 11)

### Main focus for the lesson:

- Be patient and don't grumble against others; pray for them instead.
- On the inside we know that Jesus will return and that God is always in control. On the outside we patiently wait for God to do things His way and in His timing.

### 1) Memory Verse

- James 5:8

***“You, too, must be patient. Take courage, for the coming of the Lord is near.”***

### Idea to teach the memory verse.

You will need: Ice cubes

*Have the leader say the verse and have the children repeat it a few times.*

*The children gather in small groups and sit in a circle. Give an ice cube to one of the children in each group. The child holding the ice cube must say the verse and then pass it on to the next person. After each child has said the verse they must check to see if the ice cube has melted yet.*

*By the time the ice cube has been passed around the circle and the verse has been repeated by each child, check again to see if the ice has melted. If not, keep going until it has completely melted.*

We know that the ice will melt but we don't know how long that will take. Even when our hands were getting sore, we needed to have patience and keep on going. In the same way the verse is telling us that we need to have patience, even in our suffering, because God is coming soon.

There will be many times in our lives when we have to show patience, where we need to just wait and trust God. The man in today's Bible story suffered greatly but he had patience in his suffering because he knew that God was always in control.

### 2) Hands On

See this idea in action: <https://youtu.be/tsM2bkthAYs>

You will need:

- Two leaders dressed as farmers
- Something to make it rain (a water gun or watering can)
- Seeds
- Picture of a sun
- Two pot plants with soil
- Water

*Have two leaders act out a skit. Two farmers have planted seeds. One is very impatient and cannot wait for the seed to grow. The other is like the farmer described in James 5:7 who patiently waits for the harvest even when suffering comes because they look forward to the valuable harvest.*

*Have some fun with this as you spray the farmers with water guns (the rain) and act out feeling the heat of a drought. Children see how patience is not always easy and how tempting it is to give up or even take matters into their own hands.*

### 3) Bible Story + Lesson

As you tell this story you will make a timeline using some string. You will start with the end of the timeline explaining that in every situation God is in control. As you continue with Job's story, start from the beginning of the timeline and keep referring to the last picture.



Have you ever been treated unfairly, in a way you didn't deserve?

In James 5:7-11 James is giving the Christians advice on what to do in this situation.

*(Read James 5:7-9 with the children asking them to listen out for the advice he gives.)*

<sup>7</sup> Dear brothers and sisters, be patient as you wait for the Lord's return. Consider the farmers who patiently wait for the rains in the fall and in the spring. They eagerly look for the valuable harvest to ripen. <sup>8</sup> You, too, must be patient. Take courage, for the coming of the Lord is near. <sup>9</sup> Don't grumble about each other, brothers and sisters, or you will be judged. For look—the Judge is standing at the door!

Does James say we must grumble? (No) Does James say we must judge the friends who may have treated us unfairly? (No, God is the judge).

James says we must be patient as we wait for the Lord's return. *(Stick this picture at the end of your timeline)*



Whether we understand "The coming of the Lord" to be when Jesus comes back to earth or for God to do something His way now, our response needs to be the same: We wait with patience!

In James 5:11, James says we should look at Job's example. Let's have a look at Job's story in the Bible and see what it means to be patient through tough times.



*(Stick this picture at the beginning of the timeline)*

Job was a very rich man. Job had ten children, thousands of sheep, camels, oxen and donkeys, and many hired hands and servants. More importantly Job stayed away from things that were against God. Job knew that the coming of the Lord was near and he trusted that God's ways and God's timing was best. *(Refer to "The coming of the Lord is near" at the end of the timeline.)*




*(Add this picture to the timeline)*

Things didn't stay this great for Job. Messenger after messenger came with terrible news. All his animals were either stolen or killed, his servants had been killed and his house collapsed and he lost all of his children. Job tore his clothes and let out a loud cry! He shaved his head and fell on the floor before God. Listen to what Job said next. Job 1:21 "The Lord has given and now He has taken it all away. Praise the name of the Lord!"

Do Job's actions show he is patiently waiting for God to come and do things His way in His timing? *(Refer to the last picture on timeline)* Yes. Job didn't know why these things had happened. He didn't know how things would end. But he loved and trusted God and so he praised His name as he patiently waited for God.



Things then got even worse for Job. He got painful sores all over his body. They were so itchy that he began scraping his skin with a broken piece of pottery. Job's wife told him, "Job! Enough is enough! Just curse God and die!" But Job refused. He did not want to do things his way. He trusted God and patiently waited for God to take away his suffering, no matter how long he would have to wait or how tough things were. *(Refer to the last picture on timeline)*



One by one Job's friends came to him. Over and over again they told him that it was his fault and that he deserved to suffer in this way. *(Take your Bible and flip through the 20 long chapters of Job's friends judging him and giving him terrible advice. Job 4-23)*

Job knew he had done nothing wrong. Do you think he should grumble and moan at them? *(No, the Bible says he should patiently wait for the Lord to come.)* Do you think he should judge his friends? *(No, the Bible says he should patiently wait for the Lord as He is the perfect judge.)*

Job didn't know when God would come and take away his suffering and the Bible doesn't say how long he even suffered for. But we do know that Job was right to patiently wait for God to do things God's way and in God's timing.

God promises to always come even if we don't know when or how that may be. So do you think God came to Job? Yes, He spoke to Job in a whirlwind. He reminded Job that He is the creator of everything and that Job was created by Him and for Him.




*(Add this picture to the timeline, stick it close to "The coming of the Lord is near" picture.)*

God then said to Job's friends "I am angry with you because you have not spoken truthfully about me to Job. Now go make a sacrifice to Me and ask for forgiveness while Job prays for you."

What did God ask Job to do? *(Pray for the friends)* Do you think Job should pray for his friends? *(Yes)*

God was pleased with Job for not sinning against God and for praying for his friends rather than grumbling and judging them. God blessed Job with double of everything he had before!



Using Job's example and the advice from James, we see what God wants us to do when we are disappointed or hurt by someone, like a close friend.

**Be patient:** It isn't easy to be patient when someone has hurt you. God knows the situation and He can help you. Remember the melting ice cube, some things take time and we can't rush them but we can trust that God will help us.

**Don't grumble, judge and complain about others:** Ask God for help to do this and trust Him. He is always in control. Follow the example of people in the Bible: Job prayed for his friends. We should pray for our friends too.

**Trust that the Lord will come:** *(Take a ball of string or wool. Tell them that the one end is now and the other is the coming of the Lord. Explain that we do not know when the coming of the Lord is. (Matthew 25:13) Hold the "now" and roll the rest out the door or window so that they*



cannot see the end.) We know that God is always in control and He will take charge of the situation, just like He did with Job. Whether He decides to do that now or whether we wait until Jesus returns one day as promised our actions are the same. We wait with patience because we trust the Lord will come.

#### 4) Review Questions

- a) What did God say to Job about his friends? *(God told Job to pray for his friends. Job obeyed God.)*
- b) What can we do when someone hurts us? *(Be patient, don't grumble, judge or complain and most importantly, pray for them.)*


#### 5) Crafts

##### Option 1: Door hanger



##### Option 2: Story flaps

Children cut out along the solid lines and then stick the smaller pictures over the top so that they flap over the verse.





# Lesson 9: Pray in faith (James 5:13-18)

## Main focus for the lesson:

- God wants us to pray to Him in all situations.
- There is power in our prayers because of who we are praying to.
- On the inside we know and have faith in God. On the outside we pray in faith in all situations.

## 1) Memory Verse

- James 5:16

**“The earnest prayer of a righteous person has great power and produces wonderful results.”**

### Idea to teach the memory verse.

The   prayer of a

 has great  and

produces wonderful 

Use the memory verse poster and pictures to build the verse.

- Go through each picture and what it stands for so they can understand the verse.
- Get them to repeat the verse a few times with the picture.
- Remove a picture one by one until they can say the verse.
- Lastly, use only the pictures to recite the verse.



Ear nest is a clue for the word **earnest**. It means with all your heart and without giving up.



**Righteous person** - When we pray and ask Jesus to forgive us, He makes us right with God again.







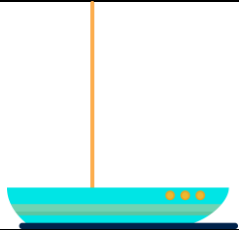

**Power and Results** – Our prayers have great power and results because it is God who hears and answers them.

## 2) Hands On

You will need: Pictures with the items missing.



This is Bob. Bob has a few important things he needs help with.

	<p>He needed to get to work but his car was not starting, what's missing? <i>(the engine)</i></p>
	<p>He also noticed his house has been really cold at night, what's missing? <i>(the roof)</i></p>
	<p>Sometimes Bob likes to cycle but today he doesn't know why his bicycle won't move, what's missing? <i>(the wheels)</i></p>
	<p>He always wakes up late because he doesn't know what the time it is, what's missing? <i>(the clock hands)</i></p>
	<p>Bob goes sailing all the time but his boat won't move, what's missing? <i>(the sail)</i></p>
	<p>Bob loves plants but his plants keep dying, what's missing? <i>(water)</i></p>

Well done you really helped Bob notice the important things that he was missing.

In the Bible we can see James wanted to make sure we didn't miss something very important in our lives. Listen to the verse and see if you can work out what words are missing. *(Have the children follow along in the Bible. Leave out "pray" and "praises" and explain that James didn't want us to miss out speaking to God)*

James 5:13

Are any of you suffering hardships? You should pray. Are any of you happy? You should sing praises.

James is telling us that in every situation we need to pray, no matter how we feel. When we are sad, we should speak to Jesus and when we are happy we should speak to Jesus.

Have you ever felt lonely and wanted to talk to your friend, but maybe they were far away and you couldn't talk to them? Well in Proverbs 18:24 it says, there's a friend that's closer than a

brother. This is speaking about Jesus. No matter what we go through in our lives we can always talk to Jesus. We can pray. This is exactly what James is trying to teach the believers in James 5:13-18.

*Give examples from the passage in James and make them personal to the kids:*

Have you ever been sick?

What does the Bible tell us we should do? - Pray

Have you ever been healthy?

What does the Bible tell us we should do? - Pray

Have you ever been confused?

What does the Bible tell us we should do? - Pray

Have you ever been sad?

What does the Bible tell us we should do? - Pray

Have you ever been happy?

What does the Bible tell us we should do? – Pray

Remember when we have faith in Jesus we must make sure that speaking to Him is not missing from our lives. The best thing is God always listens!

### 3) Bible Story + Lesson

James 5:17-18 tells us about Elijah who prayed earnestly to God. To pray earnestly means with all your heart and without giving up. It is easy to pray like this when we trust the person we are talking to.

Let's learn more about his story from 1 Kings 17 and 18 and see what it teaches us about praying to God.



King Ahab and Queen Jezebel worshipped a false god called Baal, "the god of rain". Queen Jezebel forced everyone in Israel to worship this false god.



The prophet Elijah prayed and asked God to keep it from raining so that they would know there is only one true God.



When Elijah told the king and queen about his prayer, Queen Jezebel was so furious that she ordered for Elijah to be arrested.

But God protected Elijah and he stayed with a widow in another town. God had heard and answered Elijah's prayer and for **three years there was no rain!**



God then told Elijah to go back to King Ahab and Queen Jezebel. Elijah told them to place an offering on an altar and pray to the false god Baal to set it on fire.

The prophets prayed to Baal for hours, even days. They danced, pleaded and even hurt themselves hoping he would answer. But nothing happened!



Elijah then went to his altar. He dug a trench all around it and poured water all over it! With that much water it would be impossible to set alight. But not for our God!



Elijah then prayed to God.

1 Kings 18:36-37 <sup>36</sup>“O Lord, God of Abraham, Isaac, and Jacob, prove today that you are God in Israel and that I am your servant. Prove that I have done all this at your command. <sup>37</sup> O Lord, answer me! Answer me so these people will know that you, O Lord, are God and that you have brought them back to yourself.”

Does that sound like he is praying with all his heart? Do you think God will answer it with power?



Yes, God heard and answered his prayer by sending a flash of fire which burnt everything up!

When the people saw this they bowed down and worshipped God.



But Elijah wasn't finished praying. He then prayed that it would rain and for the drought to be over.

God heard his prayer but there was not a cloud in the sky.

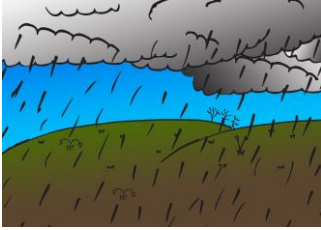
What should he do? (*Pray earnestly with all his heart and without giving up because He can trust our God.*)

So he prayed again ... and still there were no clouds.  
So he prayed a third time ... still there were no clouds.  
So he prayed a fourth time ... still there were no clouds.  
So he prayed for a fifth time ... still there were no clouds.  
Should he give up? (*No! God wants us to pray earnestly with all our heart*)  
So he prayed again for a sixth time ... still there were no clouds.



So he prayed for a seventh time... and this time there was a cloud as small as a man's fist.

With just a small cloud in the sky Elijah trusted God so much that he told Ahab to hurry home as soon the rain would pour down.



And God was faithful to Elijah's earnest prayers and the rain poured down.

This story really shows that James 5:16 is true. "The earnest prayer of a righteous person has great power and produces wonderful results."

This story really encourages us to pray earnestly too.

#### 4) Review Questions

- Did Elijah pray because he wanted good weather? *(No, his prayers were so that people would know, love and follow God.)*
- Both the prophets of Baal and Elijah prayed earnestly and with all of their heart. Why did only God answer? *(Because God is the only true God. It is good for us to remember who we are speaking to when we pray to God. He is powerful and faithful!)*
- What did Elijah do when God didn't answer his prayer straight away? What can this teach us about praying? *(He kept trusting and speaking to God. We should also keep speaking to God in all situations.)*

#### 5) Crafts

##### Option 1: Elijah prays

Children add cotton wool to the clouds and orange and red paper to the flames as they remember how God answered Elijah's earnest prayers.



##### Option 2: Story Recap

Children cut the pictures and add them to the story each time seeing how the earnest prayer from Elijah was faithfully answered by God.

"The earnest prayer of a righteous person has great power and produces wonderful results." James 5:16  
Stick the pictures in the order of the story.  
Look how faithful God is to answer our earnest prayers.

- |   |   |
|---|---|
| <p>"The earnest prayer of a righteous person has great power..."</p> <p>1. Elijah prayed to God to stop the rain so the people would know there is only one real God.</p> | <p>"...and produces wonderful results." John 5:16</p> <p>2. The King and queen were angry as God answered his prayer and there was no rain for three years.</p> |
| <p>"The earnest prayer of a righteous person has great power..."</p> <p>3. Elijah poured water all over the offering and prayed to God to send fire.</p>                  | <p>"...and produces wonderful results." John 5:16</p> <p>4. God answered and sent a flash of fire which burnt everything up! All the people worshipped God.</p> |
| <p>"The earnest prayer of a righteous person has great power..."</p> <p>5. Then Elijah prayed to God seven times for Him to make it rain.</p>                             | <p>"...and produces wonderful results." John 5:16</p> <p>6. God answered Elijah's earnest prayers and the rain poured down.</p>                                 |

Cut out the pictures and stick them into the story.





# Lesson 10: Showing the inside on the outside

## Main focus for the lesson:

- Recap what our actions must look like if we believe and love Jesus.
- On the inside we believe in Jesus. On the outside we show this in our lives.

## 1) Memory Verse

- Matthew 5:16

**“Let your good deeds shine out for all to see, so that everyone may praise your Heavenly Father.”**


## Idea to teach the memory verse.

<https://www.youtube.com/watch?v=nAUwvdSGeJw> - Matthew 5:16 Let Your Light Shine – by Kharizmah

Have the song playing on repeat as you play the game explained in the Bible lesson.

## 2) Hands On

Watch this in action <https://youtu.be/7G4qGWR7ApQ> - Showing the inside on the outside (Cornerstone Kids Youtube)



Prepare your jar before the lesson.

- Stick the “God’s way” strip on the inside of the jar so that the words and pictures are visible through the glass.
- Stick the “World’s ways” strip on the outside of the jar so that you cannot see the “God’s way” strip.
- Cut out the pictures showing what we are filled with so you can put them in the jar later.
- Put some rubbish inside the jar.

Let’s pretend this jar is us before we have heard and accepted Jesus as our Saviour. We are full of sin and we are showing things like jealousy, boasting, lying, judging others, envy, bad language, favouritism etc.



When we hear the Good News about what Jesus has done for us and choose to follow Him, He removes our sin from us. He makes us **righteous!** (Take the rubbish out of the jar. Show them the “righteous man” picture and put it in the jar)



We also know, from reading the book of James, that God **plants the word in our hearts**. God **generously gives us His wisdom**. And God gives us the **Holy Spirit** who gives us everything we need. *(Place the pictures into the jar as you list them: The Word, wisdom and the Holy Spirit.)*



Can you see that our *inside* doesn't match our *outside*? Do you think this is what God wants our lives to look like? (No) Do you think our actions show others how much God means to us and how great He is? (No.) *(Refer to the inside and the outside of the jar)*

This is why God inspired James to write the letter to the believers. He wants our lives to show we love Him. He wants us to help others love Him too. He wants us to choose His ways and not the World's. *(Take off the "World's ways" strip)*



Now what is on our inside shows on the outside. We **pray** in faith, we have **joy** in tough times, we **do what the Word says**, we do **good deeds**, we **control our tongues**, our **lives please God**, we show we are **God's friend**, we **wait patiently** for God because we know He is in control. *(Read out the "God's way" strip)*



### 3) Bible Story + Lesson

<p><b>INSIDE</b> God gives us wisdom and grows our faith.</p> <p><b>OUTS</b></p> <p><b>We have joy in tough times as we trust in God alone.</b></p>	<p><b>INSIDE</b> God plants His word in our hearts.</p> <p><b>OUTS</b></p> <p><b>We do what the Bible says.</b></p>	<p><b>INSIDE</b> We have God's gift of forgiveness and faith in God.</p> <p><b>OUTS</b></p> <p><b>We do good deeds to please God and help others.</b></p>	<p><b>INSIDE</b> We have God's word and the Holy Spirit helping us.</p> <p><b>OUTS</b></p> <p><b>We praise God and do not curse others.</b></p>
<p><b>INSIDE</b> God gives us His wisdom to do things His way.</p> <p><b>OUTS</b></p> <p><b>We prove it by living honourable lives that please Him.</b></p>	<p><b>INSIDE</b> We accept and believe in Jesus and are filled with the Holy Spirit.</p> <p><b>OUTS</b></p> <p><b>We spend time with God and our actions show we are His friend.</b></p>	<p><b>INSIDE</b> We know that Jesus will return and that God is always in control.</p> <p><b>OUTS</b></p> <p><b>We patiently wait for God to do things His way and in His timing.</b></p>	<p><b>INSIDE</b> We know and have faith in God.</p> <p><b>OUTS</b></p> <p><b>We pray in faith in all situations.</b></p>

*What you will need*

- Beacons to mark off a dance area
- Jar from hands on
- Weekly posters as shown above
- Speaker to play the song from the today's memory verse activity

Use beacons to make a dance area and place the jar from the hands on in the middle. This is to remind them of everything God has generously given us on the **inside**. (**His Word, His wisdom, faith, the Holy Spirit, righteousness** and everything else we need.)

Leaders each hold one of the weekly posters and stand spread out in the play area.

When the song, today's memory verse, plays the children dance and sing in the allocated area. When the music stops, they go to any leader who will read out what we have on the "inside" as shown on the poster. The children then read and say what we have on the "outside". When the music starts again they return back to dancing and singing and the next time will go to another leader and poster.

*For younger children you can simplify how they respond to the posters. For e.g. get them to repeat "Because of God I have joy in tough times" or "Because of Jesus I do what the Bible says." etc.*

<b>Leader says:</b>	<b>Children answer:</b>
When we have God's wisdom and our faith grows...	We show joy in tough times as we trust in God alone!
When God plants His word in our hearts...	We do what the Bible says!
When we have God's gift of forgiveness and faith in God...	We do good deeds to please God and help others!
When we have God's word and the Holy Spirit helping us...	We praise God and do not curse others!
When God gives us His wisdom to do things His way...	We prove it by living honourable lives that please Him!
When we accept and believe in Jesus and are filled with the Holy Spirit...	We spend time with God and show that we are His friends!
When we know that Jesus will return and that God is in control...	We wait patiently for God to do things His way!
When we know and have faith in God...	We can pray in faith in all situations!


#### **4) Review Questions**

- a) What has God given you on the inside?
- b) How will you show it on the outside?

## 5) Crafts

### Option 1: Show it on the outside


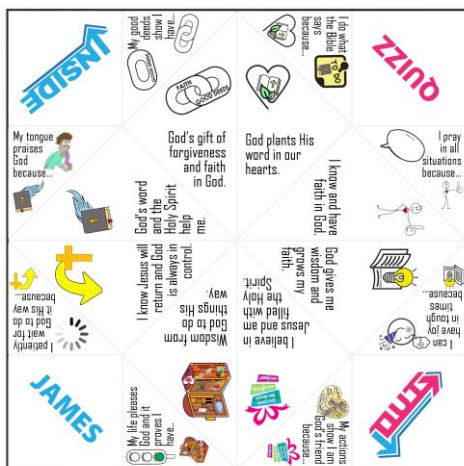
You can combine this craft with the game explained in the Bible lesson by having them collect a card each time. They will then make the person look like themselves and then add the little cards.



### Option 2: Quack Quack

How to use the "Quack Quack" craft:

1. Have a friend start by choosing one of the four words on the outside. So, if they choose "QUIZ" you have to open and close your fingers while spelling out "Q-U-I-Z".
2. Next, have them choose one of the BOLD words on the inside layer that you have stopped on. So, if they choose "PRAY" you open and close your fingers while spelling out "P-R-A-Y".
3. Have them choose another BOLD word. Read out the first half of the statement and have your friend guess the ending.
4. Open the flap to reveal the end of the statement.



Watch how to fold the Quack Quack at <https://youtu.be/N3zEezO7QF8>. Step by step folding instructions can also be printed from our website [kids.cornerstonechurch.co.za](https://kids.cornerstonechurch.co.za).