

HEARING GOD SPEAK

Trust everything I say

Worship Me

Be still and Know Me

My message lasts forever

Listen and Obey

Know My voice

I want to speak through you

I am speaking to you personally

I created everything and I am in control

Know My son Jesus, know Me

I will provide for your needs

Follow Me

Listen to Me first



Hearing God Speak

Contents:

Letter to the leaders	3
Lesson 1: God is speaking (Samuel)	4
Lesson 2: Know His voice (Jesus our Shepherd).....	8
Lesson 3: God speaks through Jesus (Our Saviour)	11
Lesson 4: Be still and listen (Mary and Martha)	15
Lesson 5: Trust what God is saying (Joseph).....	18
Lesson 6: Who are you listening to? (Daniel)	22
Lesson 7: Listen and obey (Jonah)	25
Lesson 8: God speaks through creation.....	29
Lesson 9: God speaks through the Bible (The builders).....	32
Lesson 10: God speaks through us.....	36

HEARING God speak

© Cornerstone Church Johannesburg
Revised 2024

This curriculum, including its media pack are licensed under a Creative Commons Attribution-NonCommercial-ShareAlike 3.0 Unported License. This means that this work may be copied and distributed freely as long as the work is credited to Cornerstone Church and that the work is never sold in any way or form. This work cannot be used for commercial purposes.

The work may also be altered or adapted, provided that it is made clear that the alteration or adaptation is not part of the original work and not endorsed by Cornerstone Church Johannesburg, unless the work is endorsed which would be agreed upon with Cornerstone Church Johannesburg.

If you alter, transform, or build upon this work, you may distribute the resulting work only under the same or similar license to this one.

See the details of this Creative Commons license at

<http://creativecommons.org/licenses/by-nc-sa/3.0/>

Scripture references are taken from:

Holy Bible, New Living Translation, copyright © 1996, 2004, 2015 by Tyndale House Foundation. All rights reserved.

HOLY BIBLE, NEW INTERNATIONAL VERSION®. NIV®. Copyright © 1973, 1978, 1984 by International Bible Society. Used by permission of Zondervan. All rights reserved worldwide.

The Holy Bible, English Standard Version® (ESV®) © 2001 by Crossway, a publishing ministry of Good News Publishers. All rights reserved.

All artwork is created in house or found on one of the following free image websites:

<https://www.freebibleimages.org/>

<https://christiancliparts.net>

<https://www.freepik.com/> Copyright © 2010-2023 Freepik Company S.L.

All rights reserved.

Letter to the leaders

To spark the children's curiosity, have all the leaders arrive wearing GIANT ears as you reveal the new theme "Hearing God's Voice"

Our aim is to get our children excited about wanting to build their personal relationship with Jesus so they can know and obey His voice.



We will be looking at some of the ways in which God speaks to us and how we can recognize that it is Him speaking. Each lesson will reveal to the children something God is saying to them.

God says, "I am speaking to you".

God says, "I want you to know My voice".

God says "My son, Jesus, will lead you to Me".

God says "I want you to spend time with Me".

God says, "Trust what I am saying".

God says, "Listen to Me first".

God says, "Listen to Me and obey what I say".

God says, "I created everything and I am in control".

God says, "My message lasts forever".

God says, "Pass on the Good News to others".

Each week personalise these messages to them.

Have a great term listening and obeying His voice.

Lesson 1: God is speaking (Samuel)

Main focus for the lesson:

- God speaks to us in many different ways and we should respond.
- God says, "I am speaking to you personally".

1) Memory Verse

- 1 Samuel 3:10

"Speak Lord, for your servant is listening."

Idea to teach the memory verse.

Get the children to repeat the verse after you. Shout out one of the words each time as follows:

"**S**peak Lord, for your servant is listening."

"Speak **L**ord, for your servant is listening."

"Speak Lord, for **y**our servant is listening."

"Speak Lord, for your **s**ervant is listening."

"Speak Lord, for your servant is **l**istening."

"Speak Lord, for your servant is listening."

2) Hands On

God really wants us to hear His voice which is why He speaks to us in so many ways.

Lizzy	I want to throw a birthday party for Amos. Have you been to a party before? At parties, they always have such yummy things to eat so I asked Amos to make a list of all his favourite things he likes to eat at parties. So today, for a bit of fun, Amos is going to tell you what food I must get for his party. Then you can tell me what they are and I can write them on my shopping list. Amos, do you want me to get those things on your list for your party?
Amos	Yes, please. These are my favourite things! (<i>Look at the list but don't show anyone.</i>)
Lizzy	Great. Children, are you ready to help tell me what to put on the list? (<i>Yes.</i>) Perfect. Oh but before we start there is one thing I still need to do (<i>Place tape over Amos's mouth.</i>)
Amos	(<i>Mumble a little but not too much sound. Just act out not being able to speak.</i>)
Lizzy	Can you understand what Amos is saying? Oh well, I guess you're not going to know what he is telling you! (<i>Sit with Amos behind you so you can't see what he is doing.</i>)
Amos	(<i>Wave and get their attention or another leader can point out that Amos is trying to say something.</i>) Act out licking an ice cream,
Lizzy	What do you think Amos wants us to write on the list? (<i>If all shout out only "hear" the correct answer</i>) Ice cream.
Amos	(<i>Runs and gets paper and pen and draws a bottle of coke</i>)
Lizzy	What else do you think he wants to write on the list?
Amos	(<i>Goes to the white board and writes "hot dog"</i>)
Lizzy	They sound nice. What else do you think Amos wants at his party?
Amos	(<i>Pull someone up and whisper in their ear, pulling the tape off slightly, "jelly and custard"</i>)
Lizzy	Do you think he wants anything else at his party? I think that's all. I don't think he wants anything else, do you?

Amos	<i>(Amos acts like he is trying to tell them something else then eventually rips off the tape and yells, BIRTHDAY CAKE!</i>
Lizzy	<i>(Get a fright.) Wow, you really wanted us to hear that one. Ok, birthday cake it is. Well, let's check with Amos if the kids got your list right.</i>
Amos	<i>Hand over a premade list with pictures and words exactly the same as Lizzy has been making as she went along.</i>
Lizzy	<i>Wow. Children, you got them all exactly right! How did you hear what he was saying? He had his mouth taped? How did you know he wanted ice cream? (Go through each of the ways they knew what Amos was saying.)</i>
<p>Conclusion:</p> <p>Amos had to use many different ways to tell us what he was trying to say. He used actions, pictures, written words, other people to tell us and even used his voice.</p> <p>God does the same. He uses many different ways to talk to us because He wants us to hear from Him. Here are just some of the ways He uses to tell us things:</p> <ul style="list-style-type: none"> - Through actions of what happens to us and the people around us. - Through pictures He gives us in dreams and visions. - Through His written word The Bible. - Through others telling us about Him. - And sometimes He speaks out loud. 	

3) Bible Story + Lesson

At Children's Church there are so many of us that it sometimes becomes difficult to know and remember everyone's name. That's why we wear name tags. *(Get each child in the class to say their name.)*

Our names are important to us, part of who we are. It makes us feel good when someone remembers our name.

Do you think God knows your name? Of course, He does.

There are several times in the Bible when God called someone by name:

- When God wanted to speak to Moses He called to him from within the bush and said, "Moses! Moses!" And Moses answered, "Here I am." (Exodus 3:4)
- Another time Jesus was walking and teaching the people in Jericho and He came across a man in a tree, He looked up and called him by his name, "Zacchaeus, come down right now. I am going to your house today." When Jesus called his name, Zacchaeus came down. (Luke 19:5)
- Even when Saul had not been listening to God and was running around hurting Christians, Jesus came to him in a bright light and said to him "Saul, Saul, why do you persecute me?" Saul answered, "Who are you, Lord?" (Acts 9:1-5)

Today's story is also about someone whose name God called, more than once! God kept calling his name until he eventually answered, "Speak Lord, your servant is listening."

Note: You can use the pictures provided or if your class is small enough let them all pretend to be Samuel and you will be Eli. Each time they hear the call "Samuel, Samuel" they get up and run to you on the other side of the class who can be snoring away and then answer them. Remember, the aim is for the children to realise that God knew Samuel by name and Samuel knew Him too and so he obeyed. This is the same with them.

This Bible story is about a boy named Samuel. You can find this story in **1 Samuel 3:1-10**

Samuel's mother, Hannah wanted a son more than anything, so she prayed and asked God to give her one. She promised God that if He would give her a son, she would give him back to the LORD to serve Him all the days of his life.



God gave Hannah the son she had asked for and she kept her promise to God. When the boy was old enough, she took him to the temple and presented him to Eli the priest. So Samuel served in the temple under Eli's guidance.

One night Samuel was sleeping when he heard someone call his name. "**Samuel, Samuel**". He got up and ran to Eli. "Here I am; you called me," he said to Eli.



"I didn't call you," Eli answered, "go back to bed." So Samuel went back to bed.

Again the LORD called, "**Samuel, Samuel**". Samuel jumped out of bed and went to Eli. "Here I am; you called me."



"I didn't call you, go back to bed," Eli answered a second time.

A third time God called "**Samuel, Samuel**" and Samuel got up and went to Eli. "Here I am; you called me," he said. Finally, Eli realized that it was God who was calling Samuel. He told Samuel, "Go and lie down, and if he calls you again, say, 'Speak LORD, for your servant is listening.'"



Samuel went back to bed and sure enough, again he heard the voice of God calling, "**Samuel! Samuel!**" This time Samuel answered as Eli had told him, "**Speak, LORD, for your servant is listening.**"

Samuel kept on listening to and obeying God. He grew up to be a prophet, a messenger of God, sharing what God had to say to many people.



Some people think that God only calls grown-ups. That is why I like the story of Samuel. Samuel was just a young boy when God called him. God knows your name just as He knew Samuel's and God still calls boys and girls today saying, "Come, follow me."

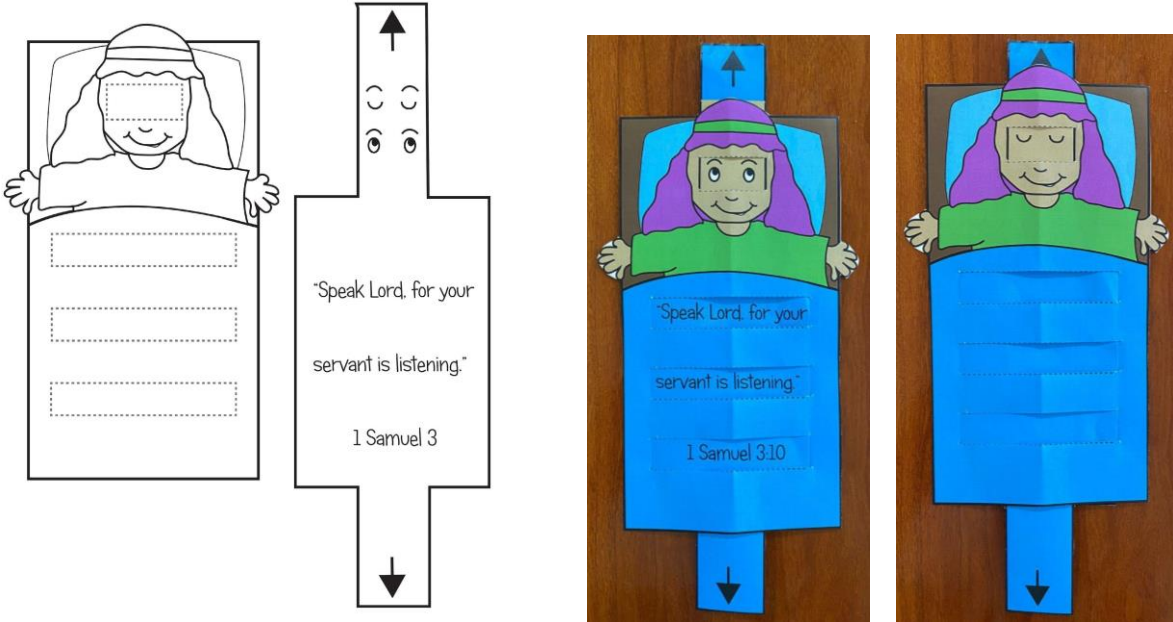
So, listen for God's call and answer just as Samuel did, "Speak Lord, your servant is listening!" (Let the children repeat this but fill in their name e.g. "Speak Lord, "child's name" is listening!")

4) Review Questions

- a) How do you think God is speaking to you? (Remind them of some of the ways God would have spoken to them today e.g. through the Bible, through others and through creation.)
- b) Do you think God wants you to respond? (Yes! God wants you to speak to Him too.)


5) Crafts

Option 1: Sliding verse Samuel



Option 2: Listening faces

Draw in the faces so that they are listening and answering God.



Lesson 2: Know His voice (Jesus our Shepherd)

Main focus for the lesson:

- Spending time with God helps us know His voice.
- We follow Jesus, our Good Shepherd because we know His voice.
- God says, “ I want you to know my voice”.

1) Memory Verse

- John 10:3-4

“The gatekeeper opens the gate for him, and the sheep recognise his voice and come to him. He calls his own sheep by name and leads them out. After he has gathered his own flock, he walks ahead of them, and they follow him because they know his voice.”

Idea to teach the memory verse.

First, read the verse to the children. Then tell them that they must pretend to be sheep. There will be two leaders who will pretend to be shepherds. *(Dress your two leaders to look like shepherds)* They have to follow instructions and guess which shepherd is like the one the verse is talking about.

Shepherd 1:

Hey, you lot. I am the shepherd. Go over there. Find yourself something to eat while I have a nap.

Shepherd 2

(First go to each child and call them by name until they are all gathered together.)

Follow me sheep. I am here leading in the front. Follow me. Let's go to this nice shady tree where there is some delicious grass.

(Keep speaking and leading them around the room.)

Which shepherd was like the shepherd in the verse? Let's re-read the verse to make sure.

Which shepherd would you follow? *(Let children point)*

Jesus is our Good Shepherd. He comes to us. He calls us by name. He goes ahead of us and leads us. He talks to us all the time. And as His sheep, we follow Him because we know His voice.

2) Hands On

Option 1:

Play audio clips of different voices that the children would recognize.

You can compile your own or you can use this link: <https://youtu.be/iW6lUf3ZKc0>

It was easy for us to recognise the voices of the characters or people we knew well because we spent time listening to them. By spending time listening to God and what He is saying we can recognise His voice too.

This is how we can make sure that we know that it is God who is speaking to us and not just our thoughts or other's opinions.

Option 2: *(Best done at the end of the lesson)*

If someone in your class told you that the teacher said you must smash and break all the furniture in the class would you believe that your teacher really said that? No! Because we know our teachers and they would never say such a thing. By getting to know God better we are able to recognise His voice and know if it is something that He would say to us or not.

Stick up a poster of all the things we know about God. Then read the statements to the children by saying "Would God say...". If it something they think God would say then they come to the poster and say "Yes, Amen". If it is not something that God would say then they say "NO WAYS!" and gesture no. Here are some examples.

NO WAY	Correction
Get revenge and punch your friend in the nose	God tells us to love others (John 15:12)
Go on, take the toy no one is looking	God tells us to not steal. God is always with us. (Exodus 20:15)
I will not forgive you.	God always forgives, even when we do not deserve it (1 John 1:9)
Don't bother me, I am too busy	God always listens and wants us to talk to Him about everything (James 5:13)
You are not good enough	God says "I made you and love you how you are." (Psalm 139:14)
It is good to be very busy all the time	God says "I want you to spend time with Me and put Me first." (James 4:8)
If you are a good person, nothing will ever go wrong	God says "I am with you when you go through hard times and I will help you." (Psalm 34:18)

YES	Justify
I want you to teach others about Me	God says "Make disciples of all nations" (Matthew 28:19-20)
Forgive others even if they don't deserve it	God forgives us even when we don't deserve it. (Romans 5:8)
Pray for that person that is sick	God is our healer and He tells us to trust Him and pray for others (James 5:14)
Be generous and share what you have	God says He will use your generosity to help others love Him (2 Corinthians 9:11)
Pray and encourage your leaders	God says we must encourage one another (1 Thessalonians 5:11)
Dance and sing about Me	God wants us to praise Him, and He deserves our praise. (Psalm 150:4-6)
It is good to give money to the church	Money is needed to help others know about God and God asks us to be generous. (Mark 12:41-44) (2 Corinthians 9:7)

3) Bible Story + Lesson

Did you know that sheep can recognise their shepherd's voice? Someone can call over and over again but the sheep do not even pause what they are doing. They just keep munching away in the fields. But when the shepherd speaks the sheep immediately recognise his voice and so they stop what they are doing and come to him. It seems impossible that sheep could recognise a voice but let's watch this clip and see.

The Sheep know the Shepherd's voice: <https://youtu.be/CyVm5G4tWe8>

If you were a sheep, would you come to the shepherd if he wasn't a good shepherd? (*No*) The sheep come because they know the shepherd loves them and will take care of them, protect them from danger and provide them with everything they need.

Jesus says our relationship with Him should be like these sheep and the shepherd. We should recognise His voice, know how wonderful He is and so follow Him.

What is so wonderful about our relationship with Jesus is that He is the one that starts it. Let's read John 10:3-4 again and see what Jesus does first.

"The gatekeeper opens the gate for him, and the sheep recognize His voice and come to Him. He calls His own sheep by name and leads them out. After He has gathered his own flock, He walks ahead of them, and they follow Him because they know His voice." John 10:3-4

Remember the two shepherds from our skit earlier? Which shepherd showed what the verse says? (*The second one*) What does this tell us about Jesus?

Jesus really is the perfect shepherd. He is the one that calls us. And He doesn't just call everyone at once. He calls each one of us personally by name. I love knowing that even though there are so many people in the world, Jesus knows and calls me by name. How does that make you feel? (*Let the children respond*)

The verse also explains to us that Jesus leads us and walks ahead of us. Can you see how personal Jesus is? He isn't shouting at us from afar. He is with us, walking ahead and leading us. Jesus wants what is best for us and helps us step by step.

As Jesus' sheep, the verse is telling us what we need to do too. We need to recognise His voice and we need to follow Him.

How can we recognise Jesus' voice? By having a close relationship with Him. When we know Jesus personally it makes it easy for us to recognise Him speaking to us and to know what Jesus wants us to do. Jesus really is the perfect shepherd!

Here are some ways to help you have a closer relationship with God and recognise Him speaking to you.

1. **PRAYING:** Build a closer relationship with God by speaking to Him and getting to know what His character is like. You can use what you know about God to recognise when He is speaking. E.g. God is forgiving, He will never tell us to not forgive someone.
2. **READING THE BIBLE:** The Bible is God speaking to us. We can use this as a guide. God will never say something that will go against what He has already told us in the Bible.
3. **KEEP LISTENING AND ASKING:** Ask God to tell you again. If God wants to say something to you, He will keep on speaking to you. Just look at how many times the Bible tells us about God's love for us. This is something He really wants us to know.

4) Review Questions

- a) If you want to have a close relationship with Jesus what are you going to do to get to know Him better? (*Spend time getting to know Him better by sitting quietly, reading the Bible, and listening to others teach about Him or share their testimonies.*)
- b) What are some of the things you think Jesus has said to you? (*I love you, I have come to save you, I want you to tell others about Me, do not be afraid.*)
- c) What do you think Jesus is saying to you in the verse we read today? (*I am a good shepherd. I have called you by name. I am leading you. Know my voice and follow Me.*)

5) Crafts

Option 1: Word search

"The gatekeeper opens the gate for him, and the sheep recognize his voice and come to him. He calls his own sheep by name and leads them out. After he has gathered his own flock, he walks ahead of them, and they follow him because they know his voice." John 10:3-4



Find the words in the wordsearch

G	X	Z	S	J	Q	Y	F	Q	I	D	K
O	O	Y	N	O	V	S	O	F	R	Z	W
O	X	Y	Z	P	S	X	C	E	V	O	E
D	J	W	Z	W	H	B	H	N	L	Q	N
D	G	A	U	F	E	P	K	L	B	F	A
U	A	K	L	V	E	L	O	M	Z	V	M
E	T	H	A	H	P	F	B	J	Y	O	E
H	E	E	S	C	A	L	L	S	W	I	C
G	P	A	E	Z	U	K	N	D	D	C	F
B	W	R	E	C	O	G	N	I	S	E	E
J	E	S	U	S	K	I	X	Z	T	A	R
Y	H	R	N	K	N	O	W	S	E	S	O

CALLS	FOLLOW	GATE
GOOD	HEARS	JESUS
KNOWS	NAME	RECOGNISE
SHEPHERD	SHEEP	VOICE



Option 2: His sheep know and follow His voice

Use the template to make finger puppets. Cut holes for their fingers to slip through as the legs and let them decorate it with cotton wool.



Option 3: Toilet roll shepherd and sheep

Let the children use their puppets to role-play the sheep hearing the shepherd's voice and so following him.



Lesson 3: God speaks through Jesus (Our Saviour)

- By knowing who Jesus is and what He has done we get to know who God is too.
- God says, "My son, Jesus, will lead you to Me".

1) Memory Verse

- John 14:9

Jesus said to him, "Have I been with you all this time and you do not know Me yet? *Whoever has seen Me, has seen the Father.* How can you say, 'Show us the Father'?"

Idea to teach the memory verse.

Shortened verse:

Jesus said, '*Whoever has seen Me, has seen the Father!*'

Actions:

Whoever	Put your hands out to the side like you are asking why
has seen	Point to your eyes
Me	Point upwards
has seen	Point to your eyes
the Father	Point upwards
John 14:9	Hold your hands together like an open book

Choose a group of children to say the verse with you and do the actions.

E.g.:

- everyone wearing orange
- all the girls/boys
- all the children wearing closed shoes
- all the children whose names start with the same letter as yours
- etc.
- All together

2) Hands On

Option 1:

Have some laminated pages where the children have to match the baby animal to the parent. We can easily see who their father is. Jesus tells us "***Whoever has seen Me, has seen the Father.***"

Draw a line to match the baby to its parent.




Option 2:

Alex	Hi, I am new at this school and I need to meet Mr Khumalo but I don't know where to start.
Vic	Mr Khumalo has black hair and brown eyes. <i>(Change these features to match the leader/child doing the skit)</i>
Alex	That could be half the teachers at the school!
Vic	Well, he is usually at the soccer field after school, carrying the First Aid Kit and he smiles a lot.
Alex	Okay...that helps. What else?
Vic	He looks like his son.
Alex	Who is his son?
Vic	Me!
Alex	Oh, I'm sure I'll recognise him now.

3) Bible Story + Lesson

You will use the following image to help the children understand how Jesus' life tells us so much about God.

The three large speech bubbles will be added to the image. These are the three you will discuss in detail. The others you will mention so that the children can see there is so much more we can know about and believe about God through knowing Jesus.



Read John 14:1-11 with the children. Here we can see that Jesus' disciples are worried that they do not know how to get to Heaven and they think that if they can just see God the Father everything will be okay. First, Jesus reminds them that He **is the way** to God in Heaven. Jesus then explains that if we have seen Him, meaning if we know who Jesus is and what He has done, then we have seen and know who God is. Jesus even goes on to say to them "The words I speak are not My own, but My Father who lives in Me does His work through Me."

This passage is so exciting as it is telling us that if we want to hear what God is saying we can look at the life of Jesus. God speaks through Jesus. Let's look at some of the things God has said through Jesus.

God says that He has **power and authority over everything**. That means He has control and is in charge of everything.

When Jesus was here on earth He walked on water (Mark 6:45-51) and He calmed a terrible storm simply by speaking to the wind and waves! (Luke 8:22-25) No one else can do that! Jesus has power and authority over everything, even nature.




What did our memory verse say?

Jesus said, 'Whoever has seen Me, has seen the Father!' John 14:9

So can we know and believe that God has power and authority over everything? (Yes)

- 1) God says that He **heals**. When Jesus was here on Earth He healed many people (Matthew 15:29-31). He healed people who had a terrible skin disease called Leprosy (Luke 5:12-13; Luke 17:12-14). He healed people who couldn't walk (Luke 5:17-26, John 5:1-9).



Healed people who were blind (Mark 8:22-26; Mark 10:46-52).
He raised people from the dead (Luke 7:11-15; John 11:38-44).

What did our memory verse say?

Jesus said, 'Whoever has seen Me, has seen the Father!' John 14:9

So can we know and believe that God heals? (Yes)

- 2) God says that **He loves us**. When we make choices that go against what God has said, that is called sin. Our sin separates us from God, and the price to get rid of our sin is death!



But God loves us so much that He made a way for the price to be paid for us. Listen to this verse and work out what God's way is.

For God so loved the world that **He gave His one and only Son**, that whoever believes in Him shall not perish but have eternal life. John 3:16

God sent His son, Jesus to die and pay the price for our sin so that we would no longer be separated from Him.

We might think that we don't deserve God's love, and the truth is we don't. But that's how amazing He is and how much He loves us.

But God showed His great love for us by sending Christ to die for us while we were still sinners. Romans 5:8

Did we do anything to earn His love? (No) Do we have to work really hard to be good enough? (No) So what do we have to do to not be separated from God anymore?

Listen to the verse again and work out what we need to do.

For God so loved the world that He gave His one and only Son, that **whoever believes in Him** shall not perish but have eternal life. John 3:16

All we need to do is believe that God is who He says He is, that He sent His son Jesus to pay the price for our sins and the best of all is that after three days Jesus rose from the dead.

When Jesus was here on earth He willingly gave up His life and went to the cross. He paid the price for us because He loves us so much.

What did our memory verse say?

Jesus said, 'Whoever has seen Me, has seen the Father!' John 14:9

So can we know and believe that God loves us? (Yes)

Jesus' life shows us many more things about who God is and what He has said to us.

God says "I will send a Saviour" and Jesus was born.

God says "I will provide for you" and Jesus showed us by feeding five thousand from only a small boy's lunch.

God says "I love everyone" and Jesus showed us by spending time with people others did not even like.

God says "I will teach you My ways" and Jesus showed us by teaching us how to pray and how to live each day.

God says "I am alive" and Jesus showed us that death has no power over Him when He came alive again after three days.

If you want to know more about who God is and what He is saying to you, then spend more time getting to know Jesus. Because remember what Jesus said **'Whoever has seen Me, has seen the Father!'** John 14:9

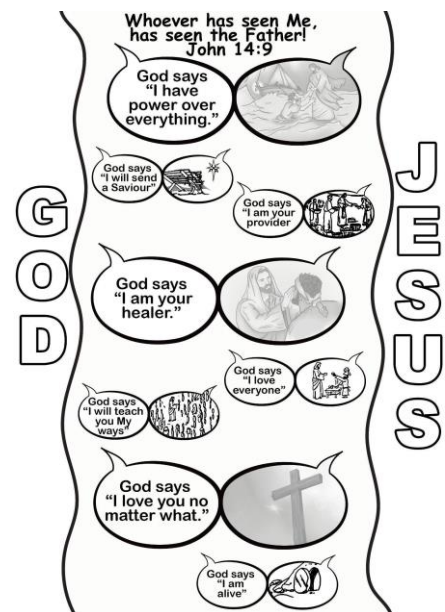

3) Review Questions

- What did today's verse teach us about how God speaks to us? *(Through His son, Jesus. That we can know whom God is by knowing Jesus.)*
- What are some things that you know and believe about God? *(God has power and authority over everything, God heals, God Loves me, etc.)*
- Do you think we can earn God's love? *(No, all God asks us to do is believe.)*

4) Crafts

Option 1: Lesson Recap

The children can build their own version of the lesson to recap what they have learnt. Encourage them to teach this to someone else.



Option 2: Speech bubble sticks



Children stick the speech bubbles back to back onto the ice cream stick so that they are able to teach others what God has said through the life of Jesus.

Lesson 4: Be still and listen (Mary and Martha)

Main focus for the lesson:

- Spending time quietly is important to hear God's voice.
- We shouldn't get distracted but rather be still and listen to God's voice.
- God says: "I want you to spend time with me".

1) Memory Verse

- Psalm 46:10

"Be still and know that I am God."

Idea to teach the memory verse.

Option 1: Tin can telephone.



Make a set of tin can telephones (cups also work). During arrival time let the children take turns saying the memory verse to each other through the tin can telephone.

Explain that in order to hear the other person we have to stop talking and listen. In the same way, sometimes we have to spend time with God just sitting quietly and listening to what He is trying to say to us.

Remember the next time you are praying and you are listing requests to God, know that He is God. He has everything under control. He has heard you and even more so knows your heart so maybe it's just time to BE STILL AND KNOW THAT HE IS GOD.

End the lesson with a fun game of musical statues. Every time you stop the music call "Be still" and the children will point up and say, "and know that I am God".

Option 2: Broken telephone

Have the children sit in a circle. Tell the first child the verse. They will then whisper it into the next child's ear. The verse will continue being passed on until it reaches the last child. Point out to the children that they needed to be still in order to hear what was being said. There are times God wants us to be still so we can hear Him too.

2) Hands On

Sam is packing a bag and getting ready for a holiday and while he is doing it he is asking Tony a whole lot of questions. Tony is desperately trying to answer him but he is not giving him a chance.

He should have been still and listened. The bag he is packing is broken and when he lifts it everything falls out.

Sam	I'm so happy we're going on holiday, I can't wait. Do you think I should pack now?
Tony	I think ...
Sam	I think I should pack now. I'm going to pack now
Tony	But I think you...
Sam	Do you think I should use this bag? Is it too small?
Tony	No, it's not too small but...
Sam	Is it too big? I think I'll just use it. (<i>Walk off and collect clothes</i>) (<i>Return</i>) Do you think I've packed too little?

Tony	Uh no, it's...
Sam	Do you think I should pack more? I think I should pack more. (<i>Walk off again</i>)
Tony	Sam, you are not listening... I'm trying to say something.
Sam	Why aren't you saying something? I keep asking you all these questions and you don't even answer me.
Tony	I'm not answering you because ...
Sam	Hold that thought I just need to get my raincoat.
Tony	Sam, you really need to listen to what I am trying to say...
Sam	There, all done. I'll just take this to the car and I'm all done. (<i>Lift the bag and everything falls out of the bottom onto the floor</i>) What! This bag has a hole in the bottom. Why didn't you tell me?
Tony	Oh, Sam sometimes you just need to be still and listen!

3) Bible Story + Lesson

Luke 10:38-42 Mary and Martha

(Choose 3 volunteers to act as Mary, Martha and Jesus from the story. Give them some props and dress-up items to help them get into character and then guide them as you tell the story.)

Jesus was travelling from place to place teaching people about God and doing miracles. He did all of these things so everyone could know and love God. (*Guide the volunteer through the class as though they are the crowds whom Jesus is teaching*)

One day Jesus came to a house to visit Mary and Martha. They welcomed Him in and Jesus sat down and started to speak to them. (*Help the volunteers act this out.*)
Let's have a look at what the two sisters did.

Mary sat at Jesus' feet and listened to everything Jesus said. (*Let her sit on the floor at Jesus' feet the whole time.*)

Martha started to make a big meal for Jesus. (*Have some fun pointing to different sides of the room as you name things so that Martha is running back and forth doing all these things. The whole time Mary will keep on sitting and listening to Jesus.*)

She ran and got some carrots. (*Point to one side of the room and the volunteer runs there to collect pretend carrots*) Then she got some potatoes. (*Point to the other side*) And she got some chicken. (*Point to another side*) She went and fetched the pot (*Point to the other side of the room*) But it was dirty so she had to wash it. (*Pretend to inspect the imaginary pot*) Um, that's still dirty, wash it some more. Then she filled it with water. (*Point to the other side of the room*) She could see Jesus was teaching so she went to listen to what He was saying. (*As she is about to sit down, give her another instruction*) But then she got distracted and called out "we need more potatoes" (*Say again she called out "we need more potatoes" until the volunteer says it*) So Martha went outside and dug up some potatoes. (*Point to another side of the room*)

And while she was preparing the potatoes what was Mary doing? Yes, Mary was spending time with Jesus.

Which one of the sisters do you think was doing the most important thing: Martha, who was working hard to serve Jesus a nice meal, or Mary who was spending time with Jesus? (*Let the children give their answers.*)

Let's read from the Bible what happened next. (Luke 10:40-42)

But Martha was distracted by all the preparations that had to be made. She came to Him and asked, "Lord, don't you care that my sister has left me to do the work by myself? Tell her to help me!"

"Martha, Martha," the Lord answered, "you are worried and upset about many things, but few things are needed—or indeed only one. Mary has chosen what is better, and it will not be taken away from her."

What Martha was doing wasn't wrong. It just wasn't the best thing. Serving others is important but we need to make our close relationship with Jesus the most important. The best thing we can do is spend time with Jesus.

Jesus is also telling us that there are things that can distract us. We can worry and get upset about things that we think are needed. But there is only one thing we **need**. We need Jesus! We need to spend time with Him. We need to stay close to Him. **Be still and listen to Him.**

4) Review Questions

- Is it good to serve others and do things for Jesus? *(Yes, it is good to serve others and to do things for Jesus. But it should never replace spending time with Jesus. Being close to Him is the only thing we need.)*
- What are you doing to have a closer relationship with Jesus? *(Let the children share what they are doing so they can encourage others.)*



5) Crafts

IDEA: In the middle of the children being busy with their craft have them all stop what they are doing and give them a five minutes to **BE STILL AND LISTEN**. This can be very difficult for them so they will need to sit where there is no one else and no other distractions.

Option 1: Put God first!

Cut out and stick the squares where they should go.

DO YOU PUT GOD FIRST?



Option 2: Mary and Martha spoons

1. Make wooden spoon puppets for Mary and Martha. Pretend to be stirring, serving, and doing other work in the kitchen using your spoon when talking about how hard Martha was working. When talking about what Mary was doing, keep her still at Jesus' feet.

2. Children can decorate and make their own wooden spoon puppets and retell the story to their parents. (Woolworths sells little disposable wooden spoons)



Lesson 5: Trust what God is saying (Joseph)

Main focus for the lesson:

- God says, "Trust what I am saying".
- When God speaks we can trust that what He says will happen, even if it seems impossible.

1) Memory Verse

- Proverbs 3:5

"Trust in the Lord with all your heart; do not depend on your own understanding."

Idea to teach the memory verse.

Stick the verse puzzle on the wall. Repeat the verse with the children a few times. Remove one piece at a time until the children are able to say the verse without any help.



2) Hands On

Fit your whole body through a piece of paper.

Do you know what it means to trust someone? If I said that this paper will fall on the floor if I let it go, would you trust me? Yes, because that seems possible and it is easy for us to understand that an object falls when nothing is holding it.

What if I said, "Do you trust me that I could cut a hole in this piece of paper big enough for my whole body to step through?" (*Show scissors and paper; put it on your head or pretend to step through it*) A little harder to trust that because it doesn't make sense that someone so big can't fit through such a small piece of paper. (*Some children may know how to cut the paper and say it is possible. You can say at the end that some of you knew from the start that it was possible because you had seen it before. This is the same with trusting God. The more we see Him do the things He said He would do, the easier it is to trust Him even when He says things that seem impossible.*)

Proverbs 3:5 tells us that we should trust God even when it doesn't make sense. And I am going to use this piece of paper and a story from the Bible to help teach us that when God says something, we can trust Him that it will happen. Unlike God, I can't always be trusted but I am going to try my best. (*Saying this helps you if the object lesson doesn't go as planned*).

Follow these instructions on how to cut the page so that you are able to fit your whole body through it. You will need to practice it well so that you are able to tell the story as you do it.

<https://youtu.be/9zLGyPssQvc>

1) *Fold the piece of paper in half (long ways)*




2) *Cut a slit in the paper, starting from the folded edge until you almost reach the other end.*



3) *Alternate along your paper, cutting from the folded edge and then cutting from the unfolded edge.*

(Make sure the last cut also starts from the folded edge.)



4) *Avoiding the end pieces, cut along all the folded sides.*



5) *Open up your paper and you should now have a hole big enough to put over your head and fit your whole body through.*



3) Bible Story + Lesson

Story of Joseph (Genesis 37:5-11 and Genesis 42:6)

Today as I cut this paper I am going to tell you about a man from the Bible named Joseph. I am going to need your help with the story. Every time I say **“Joseph knew it was good to trust in the Lord with all your heart”** I want you to say **“Do not depend on your own understanding.”** (Practice this a few times.)

God spoke to Joseph in a dream. In his dream, he saw his brothers' bundles of hay bowing down to his bundle of hay. God was telling Joseph that one day his brothers would bow down to him.

The brothers knew Joseph was their father's favourite son and this made them very jealous. Do you think they will want to bow down to him? No. It didn't look like the dream would come true. *(Show uncut page)*

But... **“Joseph knew it was good to trust in the Lord with all your heart” “do not depend on your own understanding.”**

When Joseph told his brothers what God had said they were so angry that they threw him into a pit and left him there. Does it look like the brothers will come back and bow down to him? No! Joseph wouldn't have understood how God was going to do it but... **“Joseph knew it was good to trust in the Lord with all your heart” “do not depend on your own understanding.”**

Well, Joseph's brothers did come back, but not to bow down to Him. Instead, they ripped his coat off and sold him as a slave. Do you think that his brothers would bow down to him now that he was a slave? No! I am sure Joseph didn't understand how God was going to make this dream come true but... **“Joseph knew it was good to trust in the Lord with all your heart” “do not depend on your own understanding.”** *(Cut a few slits as per the instructions and show the small hole in the paper.)*

Well, he is alive but it still doesn't make sense how God can do what He said He would.

God helped Joseph do everything well and so Joseph's master Potiphar moved him from being a slave to putting him in charge of everything he owned. Finally, it looked like the dream would come true as he was no longer a slave. *(Cut some more slits and show that the hole is bigger and it looks slightly more possible.)* But Potiphar's wife was up to no good. She told lies about Joseph and he was sent to prison! Does it make sense that the brothers would come and bow down to Joseph in prison? No. But... **“Joseph knew it was good to trust in the Lord with all your heart” “do not depend on your own understanding.”**

Even in prison, God helped Joseph by telling him what two of the prisoners' dreams meant. When Pharaoh (the king) heard this he called for Joseph so he could explain his dream too. Joseph was no longer in prison, maybe now he could trust what God had said. *(Keep cutting and show them that the paper now has an even bigger hole but still not big enough yet)* God helped Joseph explain that the dream meant Pharaoh should store up food for a famine (food shortage) that was coming and Pharaoh put Joseph in charge of his land.

It must have been a little easier for Joseph to trust God to do what He had said in the dream now that he was in charge. But still, the brothers lived very far away. But... **“Joseph knew it was good to trust in the Lord with all your heart” “do not depend on your own understanding.”**

When the famine (shortage of food) came as God had said, Joseph's family did not have enough to eat. Where do you think they went to find food? Yes, to where God had told Joseph to store food. When the brothers got to Egypt they didn't recognise that the man in charge was Joseph and do you know what they did?

They immediately ... *(Kneel, bow and place the final cut loop over your head and say ...)* They bowed down before him and begged him to sell some of his food to them.

GOD HAD DONE WHAT HE HAD SAID! *(The hole is now big enough for you to slip over your head, let it drop down and step through it.)*

Joseph eventually told them who he was and invited them to share his food with them. He even gave them a new piece of land so all his family could come and live with him. This time they knew when God spoke to trust in the Lord with all their hearts and not depend on their own understanding.”



4) Review Questions

- Do you think it was always easy for Joseph to understand and trust that God would do what He had said He would do? *(Maybe not, his brothers had said they wouldn't bow down to him, they threw him in a pit and sold him as a slave, he lived far away from them, and he was even put in prison)*
- Did God do what He said He would do? *(Yes)*
- Does this story help you trust God to do what He says He will do? *(Apply this to their situation. E.g. They may not understand why God asks them to go to another place but they can trust Him with all of their heart.)*


5) Crafts

Option 1: Joseph Scene Rotation

Cut the two slits next to Joseph. Cut out the strip below and slide through the two slits. Join the two sides together with tape. Now you can rotate the slide as you retell the story at home.



Option 2: Heart puzzle with verse



Option 3: Step through a piece of paper craft

Follow the hands on instructions and teach the children how to step through a piece of paper so that they can go and re-teach the story to their friends and family.

Lesson 6: Who are you listening to? (Daniel)

Main focus for the lesson:

- Sometimes we hear things that go against what God says. We need to make sure we are listening to God before anyone else.
- God says, "Listen to Me first".

1) Memory Verse

- Proverbs 3:6

"Seek His will in all you do, and He will show you which path to take."

Idea to teach the memory verse.

Use the "Hands On" below to teach the verse.

2) Hands On

Have a simple obstacle course set up in the classroom or playground. E.g. Paper plates, items of clothing or shoes scattered on the ground.

Have the children find a partner.

One child will be blindfolded and the other will shout out instructions from the side to help their friend make it through the obstacle course.

Have the pairs complete the obstacle course one at a time.

While they are completing the course have a leader shout out INCORRECT instructions. The blindfolded child will now have to choose whether to listen to their partner or the leader.

As each pair completes the course, have them shout out the verse.

Conclude: Many people try and tell us what to do or what to think. Some of these things can be against what God is saying. It is important for us to learn to ignore what they are saying and rather listen to what God is saying. This may take some practice but the sooner we learn to listen to God before others, the better it will be. E.g. Social media might be saying that you are not good enough, but God says, "I have made you perfectly".

3) Bible Story + Lesson



This is the story of a man named Daniel and how he listened to God and not others' opinions, no matter what! You can find this story in the book of Daniel, chapter 6.

King Darius chose Daniel and a few officials to help him manage his kingdom and some of his money.


Daniel loved God and was a trustworthy man.

He made good decisions and did his job well.

King Darius soon made plans to make Daniel the head administrator of all his business. The other officials got really mad and came up with a plan to get Daniel fired.




They went to the king and flattered him saying "Long live King Darius!" Then they said: "We are all in agreement that the king should make a law that will be strictly enforced. Give orders that for the next thirty days, the whole kingdom must pray ONLY to you. If anyone disobeys this law




they will be thrown in the den of lions. And now, Your Majesty, issue and sign this law so it cannot be changed.” So King Darius signed the law.

Daniel soon heard about the new law that had been made but it made no difference to him. He went home and knelt and prayed to God as he had always done. He knew that God’s commandment to us is not to pray to anyone except the Lord! Daniel knew that it was more important to listen to God than to other people.



Daniel prayed three times a day, not in secret, but with his windows wide open.

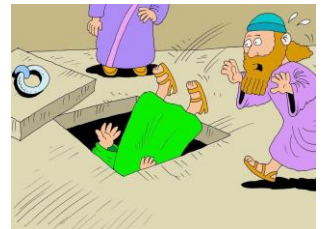


This is just what those bad officials were waiting for and they ran to the king saying: “Did you not sign a law that for the next thirty days any person who prays to anyone, except to you, will be thrown into the den of lions?”

“Yes,” the king replied, “that decision stands; it is an official law.”

Then they told the king, “That man Daniel, is ignoring you and your law. He still prays to his God three times a day.”

The king was deeply troubled because he liked Daniel very much. He spent the rest of the day trying to think of a way to save Daniel. In the evening the officials went together to the king and said, “Your Majesty, no law that the king signs can be changed.”



So at last the king gave orders for Daniel to be arrested and thrown into the den of lions. The king said to him, “May your God, whom you serve so faithfully, rescue you.” The king was sad and could not sleep that night.

Early the next morning, the king rushed to the lion’s den to see if Daniel’s God had saved him. He called into the den: “Daniel, servant of the living God! Was your God, whom you serve so faithfully, able to rescue you from the lions?”



And Daniel shouted up to him: “Long live the king! My God sent His angel to shut the lions’ mouths so that they would not hurt me, for I have not done anything wrong to you, Your Majesty.”



The king was so happy that Daniel was safe. Then he remembered the bad officials who had tried to trick him and he ordered that they be thrown into the lions’ den! The king ordered that the whole kingdom begin to worship Daniel’s God because he had seen God’s power!

In this story, we can see how obvious it is that we should listen and do what God says before anyone else. Because Daniel kept his faith and prayed to God even though he must have known what would happen to him, the king saw the power of the Lord and the whole kingdom recognised and followed God.

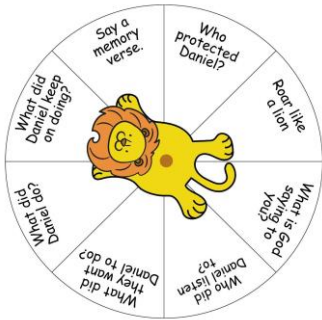
4) Review Questions

- Who did Daniel listen to? (*God*)
- What happened to Daniel inside the lions' den? (*An angel shut the lions' mouth and he was protected*)
- What happened because Daniel listened to God and not to those against what God had said? (*The whole kingdom followed God*)

5) Crafts

Option 1: Lion Spinner Quiz

Children make their own spinner and ask their parents to quiz them on today's lesson.



Option 2: Keep on Listening to God

The lion and the scroll become flaps onto the main picture of Daniel. Cut each one out and stick the panel to the back so that the scroll and lions flap onto the picture of Daniel. As you add each piece say: "Daniel kept on listening to God no matter what."

Daniel kept on listening to God no matter what!



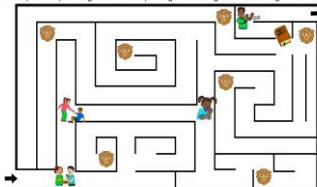
Option 3: Activity Page

LISTEN TO GOD FIRST


Colour in all the "X"s to reveal the verse.

X	S	E	E	K	X	H	I	S	X	W	I	L	L	X	I	N	X	A	L
X	X	Y	O	U	X	D	O	X	X	A	N	D	X	X	H	E	X	X	X
X	W	I	L	L	X	S	H	O	W	X	Y	O	X	X	W	H	I	C	H
X	X	P	A	T	H	X	T	O	X	T	A	K	E	X	X	P	R	O	B

Make your way through the maze by doing what is right and avoiding all the lions.



If you are looking for HOPE, JOY, PURPOSE, PEACE AND LIFE, who should you listen to?



Lesson 7: Listen and obey (Jonah)

Main focus for the lesson:

- God says, "Listen to Me and Obey what I say"

1) Memory Verse

- James 1:22

"But don't just listen to God's word. You must do what it says. Otherwise, you are only fooling yourselves."

Idea to teach the memory verse.

Play an adapted version of Simon Says. Replace "Simon Says" with, "The Bible says"

Every time the leader says, "The Bible says" the children have to do an action to match what was said and shout out, "**Do what the Bible says**". When the leader just shouts out a random instruction the children should stand still.

Here are some examples:

The Bible says: <i>(Actions they could do)</i>	<i>(Actions they shouldn't do)</i>
Love others <i>(Make a heart with your hands)</i>	Scratch your head
Pray always <i>(Praying hands)</i>	Pick your nose
Sing to the Lord <i>(Hold a mic and lift one arm)</i>	Shove your friend
Read your Bible <i>(Hands like a book)</i>	Eat a worm
Serve each other <i>(Make a sandwich)</i>	Wiggle your toes
Tell the truth <i>(Point to your mouth and thumbs up)</i>	Catch a frog
Don't take things that don't belong to you <i>(Wag your finger)</i>	Pull a face
Put God first <i>(Hold up one finger)</i>	Stand on one leg
Listen to God <i>(Hold your hand by your ear)</i>	Growl like a lion

2) Hands On


You will need two bags filled with items that can be confused with each other. Here are some options below.

Bag 1 <i>(These items are not needed as you can pretend they are in the bag)</i>	Bag 2 <i>(These items you will unpack and mistakenly use in the skit)</i>
Hairspray	Hair colour spray <i>(or Spray and cook)</i>
Body Cream	Mayonnaise
Talc Powder	Flour
Deodorant	Spray tin cream
Shampoo	

Mom	<i>(Mom enters carrying two shopping bags.)</i> Betty, I'm just back from the shop. Where are you, Betty?
Betty	<i>(Enter)</i> Hi Ma. Did you buy me all the toiletries I need for camp?
Mom	I did. Hairspray, body cream, talc powder and deodorant, just like you asked. <i>(hold up the bag but do not unpack)</i>
Betty	Thanks, mom
Mom	But Betty remember they are for camp and not before!
Betty	Yes Mom <i>(sarcastic)</i>
Mom	For camp not before!
Betty	Yes, Mom, I heard you. For camp and not before.
Mom	I'm glad, I'm just going to put on a load of washing and then after we can pack your camp bag together. <i>(place identical looking bags on the desk and exit)</i>
Betty	<i>(talk to kids)</i> Oh I can't wait for camp, it is going to be so much fun and I'm going to be the prettiest, nicest smelling girl there! Thanks to mom buying me all these wonderful new toiletries. I can't believe she said I have to wait to use them at " camp and not before. " Maybe I heard wrong, maybe she said "Use them at camp AND before." Is that what she said? <i>(NO)</i> I know ... she said camp and NOT before. I just really hoped I had heard wrong. I'm sure it's ok if I just have a look at them, that's not using them! That should be ok. <i>(unpack the wrong bag and incorrectly name them as they are unpacked – body cream, talc powder, hairspray, deodorant.)</i> Oh but they all look so nice. I'll just try a little bit of each of them. That's not using them all up before camp. That's what she must have meant "Don't use them all up before camp. <i>(Kids probably protest ... just say no I'm sure that's what she meant and continue to sample each of the products – the order should be least to messiest. Really go for it, don't hold back – it needs to make an impact that they are not going to easily forget! Smell the items, acting confused and then smear away, cream yourself up, cover yourself in "talc", spray your hair all over and finally spray your body with cream. Keep going even if kids protest making comments like this is a different smell than the last one she bought me etc.)</i>
Mom	<i>(mom enters just as Betty finished spraying the cream all over)</i> Betty! What are you doing!?!
Betty	I'm sorry mom, I just couldn't wait, I had to try out my new deodorant or my new talc powder.
Mom	That's not talc powder, that's flour to make scones later and that's not deodorant. That's whipping cream for on top of the scones.
Betty	It's not! What about my new body cream and hair spray?
Mom	That's mayonnaise and spray paint!
Betty	What! I'll never get this out before camp.
Mom	Betty, why didn't you listen to me?
Betty	But mom I did listen. I heard every word you said.
Mom	You may have heard everything I said but you weren't listening properly!

	Listening is not only hearing but doing what you have heard, and being obedient. Do you think you listened to what I said?
Betty	I heard what you said but I did what I wanted. I'm sorry mom. <i>(look sad)</i>
Mom	I forgive you. Well here is the packet with your real hairspray, deodorant, body cream and talc powder just like you asked and lucky for you I bought you some lovely new shampoo so let's go see if we can get you cleaned up before camp. <i>(Hold up Bag 1)</i>
Betty	Thanks, mom you're the best. I'm going to try much harder to listen and obey next time. <i>(exit together)</i>


3) Bible Story + Lesson



Play a game of "Where is Jonah?" by getting the children to find the character stuck in the different places as you tell the story. Remind them each time the importance of hearing God speak, listening to what He says and then being obedient by doing what He says.




Scene 1: Jonah hears God




In the Bible, we read of God speaking to a man named Jonah. God tells Jonah, "Jonah, go to the city named Nineveh, and tell them to stop doing all the evil things they are doing and turn to Me". **And where is Jonah?** (Let them find him) Yes, Jonah is right there listening to everything that God is saying. But will he obey God and go to Ninevah? (Hide the scene as you change the scene to look like Scene 2)

Scene 2: Jonah doesn't like what he hears and so runs away




Yes, there he is, Jonah is on the boat. But there is a problem. The boat is going the other way! Jonah didn't like the people who lived in Nineveh and he didn't want to tell them what God had said as he didn't think they deserved God's love and forgiveness. So even though Jonah had heard God speak he chose to disobey what God had asked him to do. (Hide the scene as you change the scene to look like Scene 3) Can you see where Jonah is now?

Scene 3: Jonah knows he has disobeyed God



Jonah is in the water! God had sent a massive storm which rocked the boat in all kinds of directions. Jonah knew that this storm was happening because he had disobeyed God. Jonah told the others on the boat to throw him overboard as then the storm would stop. (Hide the scene as you change the scene to look like Scene 4) I sure hope Jonah is a good swimmer. Can you see where Jonah is now?

Scene 4: Jonah prays from the belly of a big fish



Jonah is in the belly of a big fish!

Once Jonah was thrown into the sea the storm calmed and God sent a huge fish to swallow him up. Jonah stayed in the yucky belly of the fish for three whole days. In these three days, he had lots of time to think about how he had disobeyed God and he cried out to God.


Do you think God answered Jonah's prayer and saved him even though Jonah disobeyed Him? (Yes)

God answered Jonah's prayer and ordered the big fish to spit Jonah out onto a beach. God then said to Jonah, "Jonah, go to the city named Nineveh, and tell them to stop doing all the evil things they are doing and turn to me". Wow, how wonderful is God that He would speak to Jonah again and give him another chance to obey Him.

(Hide the scene as you change the scene to look like Scene 5)

Do you think Jonah is going to obey this time? (Yes). Where is Jonah?

Scene 5: Jonah obeys and goes to Ninevah



Jonah is in Ninevah telling them God's message!

Hooray! The Ninevites listened and turned to God and they were saved from great punishment.

Do you think that Jonah was glad that because of his obedience the Ninevites were saved? No, he wasn't glad at all. In fact, he was angry. Even though Jonah obeyed God, he still didn't believe in his heart that they deserved God's love and

forgiveness. His heart attitude was not in the right place.

Listening and obeying God is great but when God asks us to do something, He wants us to obey Him with our hearts and our attitudes. He wants us to trust what He is saying and do it because we love Him and know that His plans are perfect.




So when God speaks to you where will you be? Will you obey Him with your heart?

4) Review Questions


- What is the difference between listening and obeying? (*Listening is simply hearing the instruction and not following it, but obeying is actually doing what you've heard*)
- Can you think of a time when God asked you to do something?
- Did you listen to that instruction, or did you obey?
- Do you think God wants us to just obey and do what he's asked or do you think it's important to make sure our heart is in the right place? (*He wants us to obey His instruction with a good attitude and trust that God has a good and perfect plan*)

5) Crafts

Option 1: Whale



Option 2: Big ears



Lesson 8: God speaks through creation

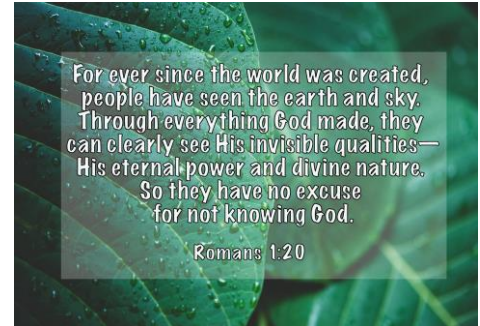
Main focus for the lesson:

- Creation tells us to Worship our great God.
- Creation tells us not to worry because He will provide.
- Creation tells us that God created everything, including us.
- Creation tells us that God has authority over everything.
- God says, "I created everything and I am in control".

1) Memory Verse

- Romans 1:20

"For ever since the world was created, people have seen the earth and sky. Through everything God made, they can clearly see His invisible qualities—His eternal power and divine nature. So they have no excuse for not knowing God."



Idea to teach the memory verse.

Everything in creation tells us more about God. It shows how creative He is, how purposefully He created everything and how much greater He is than anyone else!

Let the children find or name other things in creation and share what they feel it tells us about God.

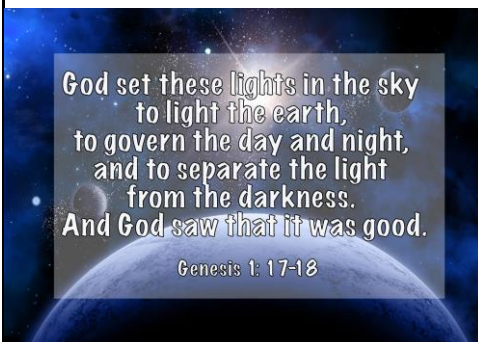
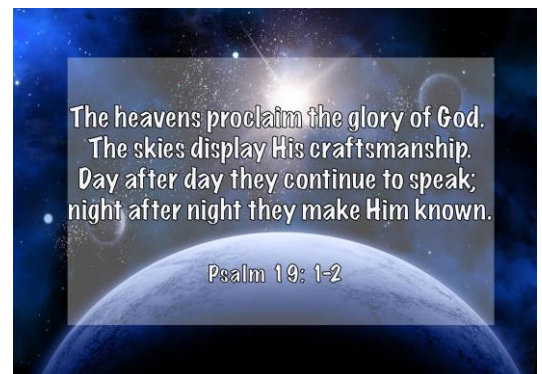
2) Hands On

Rotation 1: God says: "Worship me".

Find some videos of the stars, sky and galaxies.

Psalm 19:1-2 1 The heavens proclaim the glory of God. The skies display His craftsmanship. Day after day they continue to speak; night after night they make Him known.

Genesis 1:17-18 God set these lights in the sky to light the earth, to govern the day and night, and to separate the light from the darkness. And God saw that it was good.



When you look at the huge sky and the shining stars at night, remember God is saying day after day and night after night "I am magnificent and greater than everyone else, so worship me!"

Activity: Kids watch the video and then spend some time worshipping.

Craft activity: Children stick stars and glitter onto their activity pages.

3) Bible Story + Lesson

Romans 1:20 tells us that there is no excuse for not knowing God as everything He has created shows how great and powerful He is. Let's walk around and see what God is saying to us when we look at the things He has created.

Rotation 2: God says "Don't worry, I will provide".

Collect and display pictures of birds and flowers.



Matthew 6:26

Look at the birds. They don't plant or harvest or store food in barns, for your heavenly Father feeds them. And aren't you far more valuable to Him than they are?

Matthew 6:28

And why worry about your clothing? Look at the lilies of the field and how they grow. They don't work or make their clothing.



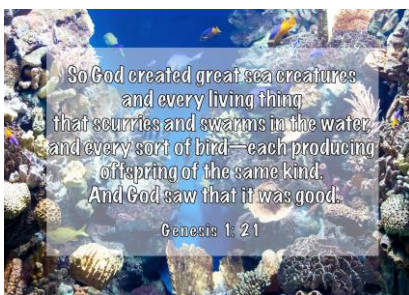
God created us and He will not leave us. He loves us and will provide us with everything we need.

Craft activity: Children stick feathers and bird seed onto the bird picture.



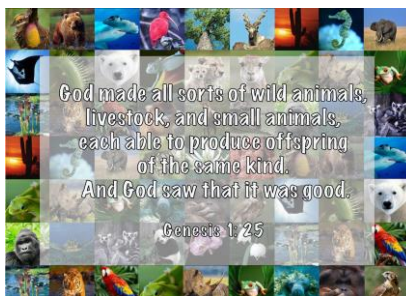
Rotation 3: God says: "I created everything".

Collect and display pictures of people, animals and fish.



Genesis 1:21

God created great sea creatures and every living thing that scurries and swarms in the water, and every sort of bird—each producing offspring of the same kind. And God saw that it was good.



Genesis 1:25

God made all sorts of wild animals, livestock, and small animals, each able to produce offspring of the same kind. And God saw that it was good.


Ephesians 2:10

For we are God's masterpiece.

Game activity: Have a bucket of water with some seashells and plastic fish. Have a bucket of sand with some plastic animals buried in it. Let the children stick their hands in the water/sand and feel the objects. Get them to guess what it is before they pull it out.



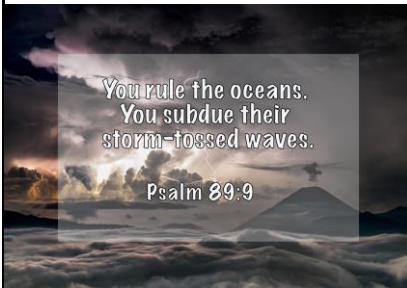
One of the items can be a mirror. When the children pull out the mirror, they can say: "God created Me!". He says that you are His masterpiece. His most loved creation is YOU!



Craft activity: Children complete the picture of themselves on the activity page

Rotation 4: God says: "I have authority over everything".

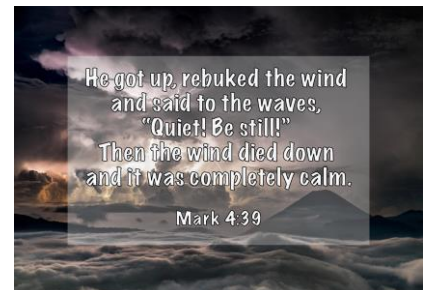
Collect and display pictures of stormy seas.



Psalm 89:9

You rule the oceans. You subdue their storm-tossed waves.

Mark 4:39 He (Jesus) got up, rebuked the wind and said to the waves, "Quiet! Be still!" Then the wind died down and it was completely calm.



Game activity: Red light, green light game. The idea is that when the leader shows the "green light" the children make the sounds and motions of waves and storms. Stamp feet, clapping hands, patting thighs, snapping fingers etc. You can do different kinds of storms, e.g. light drizzle to a raging storm.

When the leader shows the "red light" the children stop immediately and are silent. Repeat this a few times. Jesus had this authority over the storms and seas.

Craft activity: Children use watercolour paint to shade in the waves on their activity page.



4) Review Questions

- What are some of the things God is trying to tell us through His creation? (“Worship me”, “Don’t worry, I will provide”, “I have authority”)
- What is your favourite animal? What do you love about this animal? What do you think God is trying to tell you when you look at this animal?

5) Crafts

Children will update the craft throughout the lesson

- Add stars and glitter to the sky.
- Add feathers and seed to the bird.
- Make the person look like you.
- Add blue watercolour to the sea.



Lesson 9: God speaks through the Bible (The builders)

Main focus for the lesson:

- The Bible is written to teach and encourage us.
- We need to live our lives the way the Bible tells us so that we will be like a wise builder that builds his life/house on the rock.
- God says, "My message lasts forever".

1) Memory Verse

- Isaiah 40:8 (NLT)

The grass withers and the flowers fade, but the word of our God stands forever.

Idea to teach the memory verse.

What would a person in the olden days' voice sound like? (*Think Shakespeare*) Let's say the verse in our olden-day voices.

Let's say the verse in a really old person's voice. (*Granny or grandpa voices*)

Now let's say the verse in our baby voices. Etc.

No matter what voice we used, the verse is saying that God's word lasts forever.

You can also use the maze craft option to help teach the verse.

2) Hands On

Bring in old objects that today would be considered "outdated" such as video tapes, old camera spools, records, an old cell phone, etc.

Demonstrate that if we tried to use these today it wouldn't work. E.g. Putting a record in a CD player. Conclude that things change and so we no longer have use for them as they are now outdated.

One thing that NEVER becomes outdated is the Bible. It applied to the people that lived hundreds of years ago just as much as it applies to us today.

In the book of Romans, Paul is talking to some believers that are fighting with each other about what food they can and cannot eat and so Paul used what had been written in the Bible many years before to give them advice. When Paul needed to know what God would say, he went to the Bible, even though it was written a long time before then.

Let's read what Paul said to them next.

Romans 15:4

For everything that was written in the past was written to teach us, so that through the endurance taught in the Scriptures and the encouragement they provide we might have hope.

Paul explained to the people that the Bible wasn't just for back then but it for now too. The Bible will never be outdated. It is God teaching us. It is God encouraging us and giving us hope. Every time you read the Bible it is God speaking to you!

3) Bible Story + Lesson

One day Jesus was teaching the crowds and He told them this parable (A parable is a simple story that teaches an important lesson).



He started by saying: **24** "Anyone who listens to my teaching and follows it is wise, like a person who builds a house on solid rock.

25 Though the rain comes in torrents and the floodwaters rise and the winds beat against that house, it won't collapse because it is built on bedrock. (Solid rock)



26 But anyone who hears my teaching and doesn't obey it is foolish, like a person who builds a house on sand.

27 When the rains and floods come and the winds beat against that house, it will collapse with a mighty crash." - Matthew 7:24-27



It might seem pretty obvious that a house without a good, strong foundation would fall apart during a storm and that a house with a good foundation would not even be shaken.

What Jesus was explaining to the people in this parable is that we need to make sure that we have a strong foundation in our lives. The best foundation is the Bible.

God has given us the Bible, His living and active word. Every word is inspired by God and is true. All the other ways God speaks to us will ALWAYS AGREE WITH WHAT'S IN THE BIBLE. If anything goes against what God says in the Bible, then it is not God speaking.

When we know and believe what the Bible says then we will not be shaken by problems that might come our way.

Sing the song "Yes Jesus loves me." Emphasise the lyrics: "**The Bible tells me so**".
<https://youtu.be/xV7XH2OgOTk>

The parable teaches us that we need to build our lives on a strong foundation. The Bible is that strong foundation! Let's build a strong foundation by asking some questions and finding the answers in the Bible.

What you will need: Lego, boxes or actual bricks wrapped and labelled.

As you ask each question, build a foundation with Legos/boxes/bricks that have each of the labels written on them. Older children can use the Bible bookmark (Craft Option 1) and colour in the verse and the matching statement in the same colour as part of the lesson.

Leader: Does Jesus talk to you?

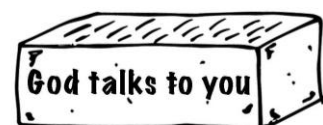
Kids: Yes

Leader: How do you know?

Kids: Because the Bible tells me so

Look up John 10:3

The gatekeeper opens the gate for him, and the sheep recognizes his voice and come to him. He calls his own sheep by name and leads them out.



Leader: Does Jesus love you?

Kids: Yes

Leader: How do you know?

Kids: Because the Bible tells me so

Look up John 3:16

For God so loved the world, that He gave His only Son, that whoever believes in Him should not perish but have eternal life.



Leader: Does Jesus want us to steal?

Kids: No

Leader: How do you know?

Kids: Because the Bible tells me so

Look up Leviticus 19:11

You shall not steal; you shall not deal falsely; you shall not lie to one another.



Leader: Does Jesus want us to love others?

Kids: Yes

Leader: How do you know?

Kids: Because the Bible tells me so

Look up John 13:34

A new commandment I give to you, that you love one another: just as I have loved you, you also are to love one another



Leader: Does Jesus lead us to God?

Kids: Yes

Leader: How do you know?

Kids: Because the Bible tells me so

Look up John 14:6

Jesus told him, "I am the way, the truth, and the life. No one can come to the Father except through Me."



Leader: Does the Bible get outdated?

Kids: No

Leader: How do you know?

Kids: Because the Bible tells me so

Look up Isaiah 40:8

The grass withers and the flowers fade, but the word of our God stands forever."



Leader: Should I worry?

Kids: No

Leader: How do you know?

Kids: Because the Bible tells me so

Look up Matthew 6:31-32

So don't worry about these things, saying, 'What will we eat? What will we drink? What will we wear?' These things dominate the thoughts of unbelievers, but your heavenly Father already knows all your needs.



Leader: Does God care for us?

Kids: Yes

Leader: How do you know?

Kids: Because the Bible tells me so

Look up 1 Peter 5:7

Give all your worries and cares to God, for He cares about you.



Leader: Does God have a purpose for me?

Kids: Yes

Leader: How do you know?

Kids: Because the Bible tells me so

Look up Ephesians 2:10

For we are God's masterpiece. He has created us anew in Christ Jesus, so we can do the good things he planned for us long ago.



So when we remember all the important things the Bible teaches us and make those things the foundation for our lives, (*now actually stand up on the foundation you have built*) then just as Jesus says, we will be like wise men who build on solid rock.


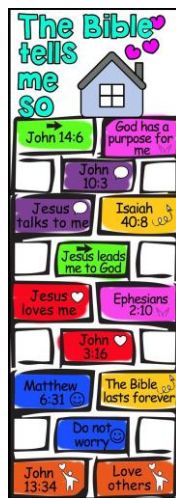
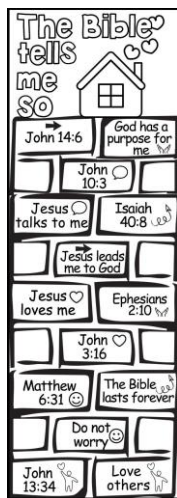
4) Review Questions

- a) Why can we trust what the Bible says? (*Because it is God's own words to us*)
- b) Will the Bible ever be outdated? (*No*)
- c) What is the best foundation to build our lives on? (*God's word/The Bible*)
- d) When we are worried or we have questions where can we find the right answers? (*The Bible*)

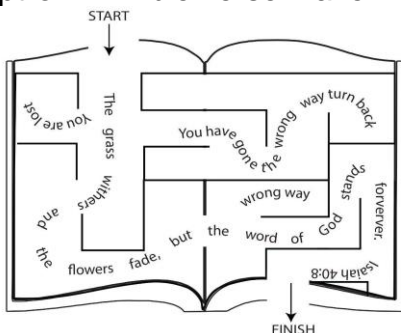
5) Crafts

Option 1: Bookmarks

Older children will look up the verses and then colour the matching phrase to the correct verse reference. You can use the little pictures to help you. There is a simple version for younger children.



Option 2: Bible verse Maze



Option 3: Rock art

Paint a house on a rock.



Lesson 10: God speaks through us.

Main focus for the lesson:

- What we know about God, God wants us to pass on to others.
- God has given us Good News and He wants us to share it with others.

1) Memory Verse

- Romans 10:13-15

*“Everyone who calls on the name of the LORD will be saved.” But how can they call on Him to save them unless they believe in Him? And how can they believe in Him if they have never heard about him? And how can they hear about Him unless someone tells them? And how will anyone go and tell them without being sent? That is why the Scriptures say, **“How beautiful are the feet of messengers who bring good news!”***

Idea to teach the memory verse.

Explain the verses to the children and then get them to stamp their “beautiful feet” as they say each part.

“How beautiful (stamp) are the feet (stamp, stamp) of messengers who bring (stamp, stamp, stamp) GOOD NEWS! (Stamp multiple times)”

2) Hands On

The Bible is filled with ways that God speaks to us. He has spoken through a burning bush, dreams, and angels and He even spoke through a donkey. God’s message is for everyone and He is making sure that everyone gets to hear what He is saying.

Do you know that God has chosen you to pass on His message to others? I have some glitter to help us understand how we can do this.

God is perfect and there is no one else that is like Him. The Bible describes God as being radiant like a bright shining light. Let’s pretend that this glitter reminds us of God. We know that God has said to us that He wants us to spend time with Him, get to know Him and know His voice. *(Dip your finger in the glitter)*

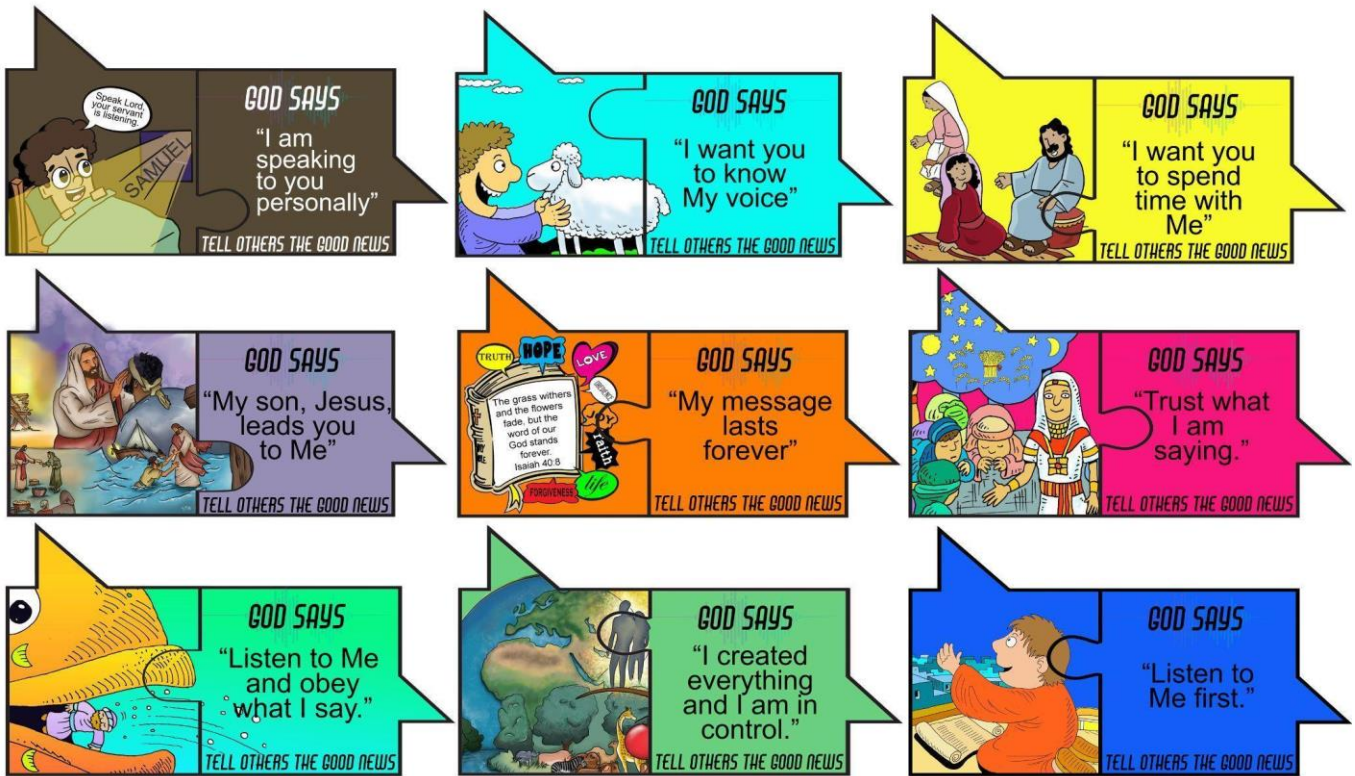
We don’t want people to just see glitter. We want them to see God’s character and how amazing He is. We want to pass on the messages He is telling us to others. *(With your hand full of glitter shake a few of the children’s hands as you tell them what God is saying. E.g. “God says Jesus leads us to Him.”)*

You will notice that you now have glitter on you too, that everyone can see. The more time we spend with God the more our lives show others who He is. Everything you have learnt and God has said to you personally, He wants you to pass on to others.

Let the children tell you the things God has said, each time adding a little more glitter to their hands. They will then go and tell this to someone else and shake their hand too. Encourage them when they leave full of glitter to tell others what God has said.

3) Bible Story + Lesson

Stick all the picture puzzle pieces on one wall. The “God says” pieces will be stuck up on different walls all around the room. You will use these to help the children recap what they have learnt and to see what God is saying to them. These are the GOOD NEWS that God wants us to pass on to others.



The flow of the lesson could go as follows:

- Allow the children to try and identify which lesson the picture is referring to.
- Let them share with the class what they learnt in this lesson.
- Read out the “God says” puzzles and let them decide which is the matching piece to the lesson by going to the wall where it is stuck.
- Once they have made the match by putting the two pieces together let them all say “This is GOOD NEWS! God says ‘...’”
- Encourage them to share this good news with everyone they know.

You could also use smaller sets of the puzzle cards to play games such as memory match, snap or find a friend with the matching puzzle piece. Each time get the children to repeat “God says ...”.

What are some ways we can share this Good News about Jesus?

- Make a Good News poster to stick to the window of the car so everyone can see.
- Write a new verse every week and stick it on your front door or gate for people walking by to read.
- Draw a picture or write a letter to tell someone the Good News
- Send your friend a text telling them the Good News.
- In your weekend news at school write about the Good News you learnt at church that week.
- Ask your parents to post some Good News about Jesus on their Status or profile picture.
- Invite a friend to come to Children’s Church or Junior youth.
- Make a Good News or verse decoration for your school bag so that people can see your Good News about Jesus.
- Be the example in every situation so people can see how great Jesus is through you.

4) Review Questions

- a) Who can share this Good News? (*Everyone*)
- b) Where will you share this Good News? (*Let them answer*)
- c) Who needs God's Good News? (*Everyone, especially those that have never heard it before*)

5) Crafts

Option 1: Folding Craft

Tell others the GOOD NEWS

everywhere you go, all the time
Fill the speech bubbles with what God is saying and draw in the places where you will tell others the GOOD NEWS

at Church

Jesus is our Saviour

Jesus loves you!

Option 2: Activity Page

Start at the "N" and follow the arrows and write in the missing word.

God has chosen me to pass on His GOOD _ _ _ _ _.

AFRICA

LOVED THE

FOR GOD SO

is coming!!

GOOD NEWS

Brought by

John 3:16

GOD SAYS... I WILL TELL OTHERS...