




Isaiah 46:9
 "Remember the things I have done in the past.
 For I alone am God!
 I am God, and there is none like Me."



REMEMBER

Remember

Contents:

Letter to the leaders	3
Lesson 1: Remember who God is	4
Lesson 2: Remember what God has done	8
Lesson 3: Remember to fear the Lord	10
Lesson 4: Remember the greatest commandment	14
Lesson 5: Remember God remembers us	18
Lesson 6: Remembering requires action	21
Lesson 7: Remember what Jesus did	25
Lesson 8: Remember Jesus will return	29
Lesson 9: How do we remember	33

Remember

© Cornerstone Church Johannesburg
Revised 2023

This curriculum, including its media pack are licensed under a Creative Commons Attribution-Non Commercial-Share Alike 3.0 Unported License. This means that this work may be copied and distributed freely as long as the work is credited to Cornerstone Church and that the work is never sold in any way or form. This work cannot be used for commercial purposes.

The work may also be altered or adapted, provided that it is made clear that the alteration or adaptation is not part of the original work and not endorsed by Cornerstone Church Johannesburg, unless the work is endorsed which would be agreed upon with Cornerstone Church Johannesburg. If you alter, transform, or build upon this work, you may distribute the resulting work only under the same or similar license to this one.

See the details of this Creative Commons license at

<http://creativecommons.org/licenses/by-nc-sa/3.0/>

Scripture references are taken from:

Holy Bible, New Living Translation, copyright © 1996, 2004, 2015 by Tyndale House Foundation. All rights reserved.

HOLY BIBLE, NEW INTERNATIONAL VERSION®. NIV®. Copyright © 1973, 1978, 1984 by International Bible Society. Used by permission of Zondervan. All rights reserved worldwide.

The Holy Bible, English Standard Version® (ESV®) © 2001 by Crossway, a publishing ministry of Good News Publishers. All rights reserved.

All artwork is created in house or found on one of the following free image websites:

<https://www.freebibleimages.org/>

<https://christiancliparts.net>

<https://www.freepik.com/> Copyright © 2010-2023 Freepik Company S.L.

All rights reserved.

Letter to the leaders

“We will not hide them from their children, but tell to the coming generation the glorious deeds of the LORD, and His might, and the wonders that He has done. He established a testimony in Jacob and appointed a law in Israel, which He commanded our fathers to teach to their children, that the next generation might know them, the children yet unborn, and arise and tell them to their children, **so that they should set their hope in God and not forget the works of God, but keep His commandments**; (and not rebel).” Psalm 78:4-7

“But watch out! Be careful never to forget what you yourself have seen. Do not let these memories escape from your mind as long as you live! And be sure to pass them on to your children and grandchildren.” Deuteronomy 4:9

These two verses inspired this series and caused us to ask the following questions. Does the next generation know God? Do they know His might and the glorious deeds He has done? Do they know God has sent the only rescuer from sin – Jesus?

The only way they will know these things is if we tell them and we teach them. Why do we do so? So, they will set their **hope in Him, not forget what He has done and obey His commands**.

As you prepare, spend time personally remembering who God is and what He has done for you. Consider how different your life is remembering these things. Look for moments where you or your children can share personal testimonies.

We chose themes and verses which the Bible tells us to remember so have fun with your children as we play many games to help them remember these important truths.

Please note: Do not break bread with the children without parent permission. Instead, let children join the main service or arrange for parents to meet after and break bread together.

Lesson 1: Remember who God is

Main focus for the lesson:

- The Hebrew names for God in the Bible help us know who God is.
- Remembering who God is changes the way we live.

1) Memory Verse

- Isaiah 46:9

“Remember the things I have done in the past. For I alone am God! I am God, and there is none like Me.”

Idea to teach the memory verse.



Have the following phrases from the verse written onto different coloured cards for the leaders to hold or to stick up around the venue.

“Remember the things”, “I have done in the past”, “For I alone am God!” “there is none like Me”

When you call out a colour the children will run to that colour card and together say what it says. Begin in the correct order, then do it out of order and then again in order. Once the children seem to know what the cards say, one by one turn the card so the children cannot read them. Repeat until they are able to say the whole verse.

2) Hands on

Children see if they can match the Hebrew name to the English meaning as they carefully watch as the leaders or volunteers take random turns to do their action and say their allocated Hebrew name or meaning. The actions are the same and so that is their clue. Once they think they have worked it out then let the leader or volunteer call out their Hebrew name and the children do the action and say what it means.

Leader	Hebrew Name	Action for both	Leader	English meaning
Leader 1	Yahweh-Nissi	Hold hands over head like a banner	Leader 4	The Lord is my banner
Leader 2	El Roi	Hold hands by eyes	Leader 5	The God who sees me
Leader 3	Yahweh-Yireh	Arms out like giving	Leader 6	The Lord will provide

There are many different names for God that are mentioned in the Bible. Today we are going to learn about three of them. Parts of the Bible were written in Hebrew so they have a Hebrew name and an English meaning. Watch the leaders carefully and see if you can work out which name and meaning go together.

Pause each time for the children to give you the English meaning and then give them the explanation.

The first one is **“Yahweh-Nissi”** which translated into English means “the Lord is my banner” (Exodus 17:15) This name speaks about God being the God of victory.

The next name is **“El Roi”** which is Hebrew for “the God who sees me” (Genesis 16:13). This name speaks about how God sees us no matter what we’re going through whether it is good or bad.

The third name is “**Yahweh-Yireh**” which is Hebrew for “The Lord will provide” (Genesis 22:14). This name speaks about how God will always give us what we need, no matter what we have or don’t have.

Remember these names as you will need to know them for today’s stories.

3) Bible Story + Lesson



Show a picture of the dog. Do you think this dog’s name is Fluffy, Patch or Butch? If you guessed Fluffy then you are right.


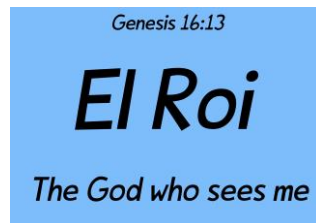
People often choose names that remind them about their pets. It can be because of what they look like or what they like about them or even something their pet does.

People in the Bible gave God these Hebrew names based on what they saw God do and who God was to them.

Have the posters of each name and their meaning up so the children can guess the name the people in the story would have given God.

I am going to tell you three stories of what people in the Bible experienced about God and we are going to figure out which name they gave Him.

Story 1: Hagar - Genesis 16



Hagar was a servant. Hagar and her mistress, Sarah, were not happy with each other. Sarah began to treat her so badly that Hagar ran away from home and into the wilderness. The Bible tells us that she was sitting next to a spring of water when an angel of the Lord came to her. The angel asked her what she was doing and she told him that she was running away from Sarah. The angel told her that “the LORD has heard your cry of distress.” Genesis 16:11 Then he told her to go back as God would bless her children and her children's children.

God had heard Hagar when she was crying in the wilderness and He blessed her. What name do you think she gave to God? **El Roi** – *the God who sees me in my tough times.* (Genesis 16:13)

(Go through each of the Hebrew names and their meaning and let them choose. Ask them why.)

Do you think God sees you when you go through tough times? Yes, *that is who God is.*

Story 2: Abraham – Genesis 22



When Abraham was seventy-five years old, God promised he would one day have a son. It was a miracle being so old but when Abraham was a hundred, his son Isaac was born. One day, God said to Abraham “Take your son, your only son — yes, Isaac, whom you love so

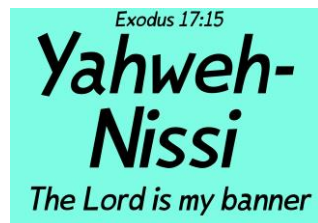
much — and go to the land of Moriah. Go and sacrifice him as a burnt offering on one of the mountains, which I will show you.” Genesis 22:2

Abraham had faith that God would provide (Genesis 22:8) and so he took his son to the mountain and faithfully prepared to do what God had told him. God saw that Abraham trusted Him completely and gave him a ram to sacrifice instead of his son.

Abraham trusted that God would provide and He did! What name do you think Abraham gave to God? **Yahweh-Yireh** – *The Lord will provide. (Genesis 22:14)*
(Go through each of the names and their meaning and let them choose which one and ask them why.)

Do you think God provides the things you need? Yes, *that is who God is.*

Story 3: Moses and Joshua – Exodus 17



Moses was leading the Israelites through the wilderness when they were about to be attacked by the Amalekites. Moses told Joshua, “Choose some men to go out and fight the army of Amalek for us. Tomorrow, I will stand at the top of the hill, holding the staff of God in my hand.” Exodus 17:9.

The next day, while Joshua and the army were fighting, Moses faithfully held his staff up. Moses knew that this staff had been used to show God’s power before, and so by holding it up he was showing that this battle was the Lord’s. At the end of the day, they won the battle!

This victory came because of God’s power and not their own. What name do you think he gave to God? **Yahweh-Nissi** - *The Lord is my banner; He is the God of victory. Exodus 17:15*
(Go through each of the names and their meaning and let them choose which one and ask them why.)

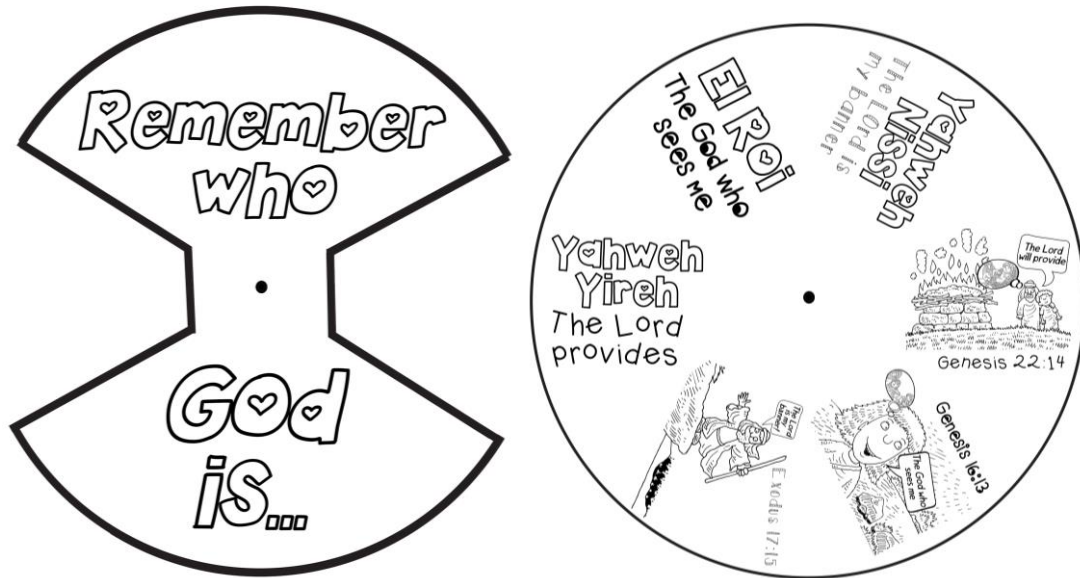
Remember God is the God who sees us no matter what we’re going through. God will always give us what we need and God is the God of victory. When you remember who God is you can have faith in knowing He will do it again in your lives and the lives of those around you.

4) Review Questions:

- Do you know what your name means?
- Do you think these names of God are fitting? (*Yes, these are who God showed Himself to be in each of the stories.*)
- Do you think God sees you in tough times? Does He provide for you? Does He always have the victory in the battles you face? (*This is who God is. Not just to one person but to everyone.*)
- What has God done in your life and what name would you give God?

5) Craft

Option 1: Spinner Wheel: Remember who God is



Option 2: Memory game

Children cut out the cards and place them all with the pictures down. They then turn two over trying to find a matching pair.



Lesson 2: Remember what God has done

- Remember what God has done.
- Tell others what God has done so they can remember too.

1) Memory Verse

- Deuteronomy 4:9

“But watch out! Be careful never to forget what you yourself have seen. Do not let these memories escape from your mind as long as you live! And be sure to pass them on to your children and grandchildren”

Idea to teach the memory verse.

What you will need:

- Blue material (or disposable table cloth)
- 12 paper cups labelled “Be” “careful” “never” “to forget” “what” “you” “yourself” “have” “seen” “God” “do” “Deuteronomy 4:9”.



Have a leader hold each side and wave the blue material up and down like water. When the music plays the children run under the material. When the music stops they will run to the labelled cups and build them in a tower.

2) Hands On

Option 1:

Make a sample of the “remember monument” in craft option 1. Children sit in a circle. While the music plays they pass it around. When the music stops the person holding it names something they remember that God has done for them. E.g. “I remember God answered my prayer.”



Option 2:

Tell a friend something God has done for you and listen to what God has done for them. Find someone else and tell them yours and the friends too. Continue and see how many things you can remember. This could be done as part of the craft option 2 craft.

3) Bible Story + Lesson

What you will need:

- Two pieces of blue material for the river (or disposable tablecloths) with leaders holding each side
- 10 paper cups to build the memorial (*same as memory verse*)
- 3 Leaders (*Joshua, Priest 1, Priest 2*)
- Box which the Priests will carry as the Ark of the Lord

Prepare by reading Joshua 3 and 4. In the lesson you will act out the story of the Israelites crossing the Jordan River. The children will be the Israelites.

Joshua	We have been wandering in the wilderness for many years but today God has said we will enter the land promised to us.
Priest 1	Look, the Jordan river is deep and wide. How are we going to get across? (<i>Wave the blue material like a flooding river.</i>)
Joshua	Remember how God was with Moses when He parted the Red Sea? Well, God said He will be with us too! God said that when the priests who are carrying the Ark step into the river the water will part.

Priest 2	I remember what God did for Moses! I know God will do it again! <i>(As the priests step into the river, separate the material to make two walls so they can walk through)</i>
Priest 1	It's a miracle. There is a dry path for us to cross! The Lord is with us!
Joshua	Come on Israelites, let's all cross. <i>(Let the children all cheer as they go through. The priests stay where the river was until everyone has crossed and then once they cross the river closes again.)</i>
Priest 2	We crossed the Jordan! Let us rejoice and celebrate! I never want to forget what God has done.
Joshua	God has made a way for us and many generations after us to remember what He has done. First we need to choose 12 men, one from each tribe. <i>(Choose 12 children)</i> Now collect those stones and make a memorial. <i>(These 12 use the paper cups to build the monument in the order of the verse)</i> In years to come your children will ask, "What do these stones mean?" and you will be able to remind them that God stopped the Jordan river from flowing and brought us safely into the Promised Land.

Here is a video you can play as a recap while the children are making their craft.
Saddleback kids <https://youtu.be/FVDU4Xnboll> The Israelites Cross the Jordan (Joshua 3-4)

4) Review Questions

- What do you remember that God has done for you? *(Created you, sent Jesus to die for you, answered your prayers etc.)*
- What do you do to remember what God has done for you? *(Read the Bible, write down when God does something so that you can go back and read what He has done etc.)*
- Why should we tell others about what God has done? *(So they can remember too.)*

5) Crafts

Option 1: Remember monument Pillar.

Wrap a toilet roll to look like the monument that Joshua made so generations would ask and remember what God had done. Children write or draw the things they remember God has done for them.




Option 2: Paper chain

Children make a paper chain with each link being something they remember that God has done. These could also be the things they heard from their friends in the hands-on game.

Option 3: Joshua crosses the Jordan

Cut and colour the template. Then fold the three sides and stick on the Israelites crossing.



Lesson 3: Remember to fear the Lord

Main focus for the lesson:

- To fear the Lord means to respect, honour and be in awe of who He is.
- When we love and fear God we turn away from evil.

1) Memory Verse

- Proverbs 3:7

“Don’t be impressed with your own wisdom. Instead, fear the LORD and turn away from evil.”

Idea to teach the memory verse.

Use a puppet (or dress up a leader to be silly) to help teach the verse

Leader	<p>Today I want to teach us all a very important verse.</p> <p>Proverbs 3: 7 - <i>“Don’t be impressed with your own wisdom. Instead, fear the LORD and turn away from evil.”</i></p> <p>This verse is teaching us that our own wisdom, our own good ideas, thoughts and knowledge is not always the best. Sometimes we make bad choices and we sin. That’s why instead we should fear the Lord and turn away from evil. To fear God means to respect, honour and be in awe of how amazing and powerful He is. Because we know how great He is, we will choose His ways and not our own wisdom. When we fear God we will turn away from doing evil things. So let’s learn it together.</p>
Puppet	<p>Did you say we’re learning a memory verse! Oh I love memory verses. I am sure I can remember it.</p> <p>“Proverbs 3: 7 - Don’t be impressed with ... uhm... oh no!</p>
Leader	<p>That’s okay, let me read it again for you.</p> <p>Proverbs 3: 7 - <i>“Don’t be impressed with your own wisdom. Instead, fear the LORD and turn away from evil.”</i></p>
Puppet	<p>Okay I’ve got it now.</p> <p>“Proverbs 3:7 - Don’t be impressed with your ... own good looks...”</p> <p>How ya doing?</p>
Leader	<p>Uhm no wait not quite. Come on everyone let’s all say the verse together.</p> <p>Proverbs 3: 7 - <i>“Don’t be impressed with your own wisdom. Instead, fear the LORD and turn away from evil.”</i></p>
Puppet	<p>Oh yes, that’s what I meant.</p> <p>“Proverbs 3:7 - Don’t be impressed with your own wisdom. Instead... run away from the Lord..”</p>
Leader	<p>No, no, no. Fearing the Lord doesn’t mean we run away from Him. Fearing the Lord means we turn away from evil. Come on everyone let’s say the verse again together.</p> <p>Proverbs 3: 7 - <i>“Don’t be impressed with your own wisdom. Instead, fear the LORD and turn away from evil.”</i></p>

Puppet	Oh yes! Fear the Lord, meaning I respect, honour and I'm in awe of how wonderful and powerful God is. Okay I've got it this time. "Proverbs 3:7 – Don't be impressed with your own wisdom. Instead fear the Lord and uhm... and... eat ice cream"
Leader	So close. You've almost got it. I think we need to help you out again. <i>Proverbs 3: 7 - "Don't be impressed with your own wisdom. Instead, fear the LORD and turn away from evil."</i>
Puppet	Okay, okay I've definitely learnt the verse now. "Proverbs 3:7 – Don't be impressed with your own wisdom. Instead fear the Lord and turn away from evil."
Leader	Excellent!

2) Hands On

What you will need:

- Candle and matches (or even a blow torch)

Do you know what the word fear means? It means to be afraid of something that is dangerous or something that could hurt you.

Some of us might be afraid of heights because we have a fear of falling and getting hurt.

Some of us might be afraid of spiders because we have a fear that they could bite us and we'll get hurt.

But when the Bible speaks about fearing God, it's not saying that we should be afraid of God. A better word to use to understand the fear the Bible tells us to have for God is *reverence*.

The Bible is telling us that because we know who God is: We know He is powerful, He is the King of everything, He is the Creator of the whole universe and everything belongs to Him. We know how big, powerful and mighty God is, we respect Him and we honour Him.

Reverence means to respect, honour and be in awe of someone. Let's use fire to help us better understand the word reverence.

(Light the candle or blowtorch)

Have you ever played with matches before or with a candle? Not the best idea, because you probably burnt your fingers.

We know that fire is powerful. Fire can be useful in many ways; it gives us light so that we can see and it gives us warmth for our bodies or heat for cooking. But fire can also be dangerous and destructive.

(Hold your hand close to the candle/blowtorch)

Would you hold your hand over this flame really closely? No? Why not? Because you know and understand that the fire has the power to burn your hand.

(Pretend to put the candle/blowtorch under your shirt)

Would you put the candle/blowtorch under your shirt? No! Because you know and understand that the fire has the power to set your clothes alight.

(Walk away from the candle/blowtorch)

Would you ever leave a candle/blowtorch unattended? No because if it falls over the whole house could set alight.

So because we know the power that fire has, do you think we respect that? Yes! Because we understand that fire is powerful we behave in a particular way towards it. The fire doesn't change. Our actions and how we treat the fire changes when I understand the impact that it can have.

When we know who God is and the power that He has our actions change and we are in awe of Him, we respect and honour Him. We have a reverent fear of the Lord.

3) Bible Story + Lesson

Today, we are going to look at two stories in the Bible where God used fire to show people who He is, how powerful He is and remind them to fear and have reverence for Him.

1) Sodom and Gomorrah (Genesis 19)

The people in the cities of Sodom and Gomorrah were arrogant and full of pride, they thought they were better than everyone else, they were selfish, lazy and they did not help the poor and the needy. (Ezekiel 16: 49-50)

They were not serving, living for or honouring God. They were impressed with their own wisdom, they didn't fear God and they didn't turn away from evil.



So, God sent fire from Heaven to destroy all the evil that was happening. But hang on? Did God destroy the cities just like that with no warning? No! God told Abraham who was living nearby that He was going to destroy the cities and the evil in them.

So Abraham asked God if He would spare the cities if God found 55, 45, 30, 20, even 10 righteous people in the city. (Genesis 18: 23-33)

God said that if He found righteous people, even if it was just 10, He would spare the whole city for their sake.

But there was only one family that God could find that was righteous. They were the only ones fearing and loving God. It was Abraham's nephew, Lot. So God sent two angels to Lot's house to warn them that the city would be destroyed and they needed to run away.


Lot tried to warn the two men who were engaged to his daughters, but they didn't believe him. The people's hearts were turned against God, they were impressed with their own wisdom, they didn't fear God and they didn't turn away from evil.

So when God sent fire from Heaven the evil cities were completely destroyed.

2) Moses and the burning bush (Exodus 3:1-6)

Moses was taking care of his father-in-law's sheep when he saw a burning bush. Moses saw that although the bush was on fire it was not burning up. The leaves and branches of the bush were not being damaged.

When Moses walked closer to the bush God called to him, "Moses, Moses!" to which Moses replied "Here I am".



God said, "Do not come any closer. Take off your sandals for the place where you are standing is Holy ground".

Moses realised that the God of the whole universe was speaking to him. He was in the presence of the King of all kings and so Moses stopped what he was doing. He was in awe of God. He feared God by respecting and honouring Him. He knew because of His sin he was not even worthy to look at God and so he covered his face.


When we know who God is. When we spend time getting to know Him, we know how powerful and amazing He is, our actions will change too. We will realise that we should not be impressed with our own wisdom, but rather that we should fear God and turn away from evil.

4) Review Questions

- What do you know about God? (*He is powerful, He is a healer, He is the King of everything*)
- Does knowing who God is change your actions towards Him?
- Are you afraid of God? (*Allow some time for the children to explain their answers. Guide them to understand we don't have to be afraid of God because we can enter into God's presence through the grace and forgiveness of Jesus. However, we should respect, honour and be in reverence of God because of who He is.*)

5) Crafts

Option 1: Flaming torch





Don't be impressed with your own wisdom. Instead, **fear the Lord** and turn away from evil.



Option 2: Moses and Sodom and Gomorrah

Fold along the dotted lines to form a tent shape. Children can add yellow, red and orange paper to make the flames. Remind them of the verse as they compare the two stories.



Lesson 4: Remember the greatest commandment

- Remember to love God with all your heart, soul and strength.
- We should love God more than anything else.

1) Memory Verse

- Deuteronomy 6:5

“And you must love the Lord your God with all your heart, all your soul, and all your strength.”

Idea to teach the memory verse.

What you will need:



- 3 paper cups
- 3 small cards “heart” “soul” and “strength” stuck onto 3 bottle tops so they will slide



- Lay the cards on the table so the children can see what they say.
- Cover each with a paper cup and slide the cups so that the cards move and are shuffled from place to place.
- Children watch and try and remember which cup has which card under it.
- Ask “How must you love the Lord your God?”
- They choose one cup and name what they think is under it.
- They will continue to try and remember what card is under the next cup until all the cards are revealed.
- Then start again.

2) Hands On

What you will need:

Obstacles and items such as a chair, table, hula hoop etc.

Start by giving the children one or two instructions which they will need to remember and then follow. E.g. Run and touch the chair and run back.

Then add more and more instructions and see if they can remember and then do them E.g. Run touch the chair, hop in and out of the hoop four times, run around the table and come back.

The Bible is filled with many instructions that God wants us to obey. Can you remember what any of them are? *Allow the children to answer.*

Do you know what is the greatest command or most important instruction that God told us to do?

“And you must love the Lord your God with all your heart, all your soul, and all your strength.” Deuteronomy 6:5

God wants us to love Him! This is the greatest instruction or rule that we have been given. God makes it easy to love Him because He is so perfect and because He deserves our love!

Play a few more rounds of the game this time adding in things they repeat such as “I love You God”.

3) Bible Story + Lesson

What you will need:



- A set of the posters “Love God” “with all your” “heart” “soul” “strength”
- An extra set of the posters “heart” “soul” and “strength”
- Heart with verse Deuteronomy 6:6
- Scissors
- Bible



Let's see what the Bible says about us loving God?

Remember to love God with everything you've got.

Let's read Deuteronomy 6:5 together. “And you must love the Lord your God with all your heart, all your soul, and all your strength.”

Show the children the three cards, heart, soul and strength.

We are commanded to love God. And not just a little but with **all** our heart, **all** our soul and **all** our strength. In other words, with everything we've got.

Many things are competing for our love. *Two leaders can pretend to play tug of war with the heart card.*

Love this phone, love these toys, love money, love this brand of shirt, love looking like this, love money, love cars, love music, love people, love the world. And while it is good to love, especially other people, there needs to be a winner every single time. There needs to be someone we love first and more than anyone or anything else. Can you guess who it is? The verse tells us to love GOD the most and with everything we've got.



Cut a big portion of the cards off to compare how we should and do love God.

We are told to love God with everything, yet this is often how we love God. Do you think this is what God deserves? No. God deserves us to love Him with everything. So how do we do that?

Show them the heart with the verse written on it.

“And these words that I command you today shall be on your heart.”
Deuteronomy 6:6 (ESV)



This verse says that this command to love God with everything, should be on our heart. When we say something is on our heart we are saying we see this thing as important. We want this very much. Loving God needs to be the most important thing to us and something we are doing our best to do all the time. When we love God more than anything else, we are saying God you are my King, nothing or no one else is more important.

How else do we love God with everything?

Let's read the next verse.

"Repeat them again and again to your children. Talk about them when you are at home and when you are on the road, when you are going to bed and when you are getting up." Deuteronomy 6:7

No matter what we are doing we need to **talk about the love we have for God**. We talk about why we love God. We talk about why God deserves our love. We talk about how we love God. Every day we need to be saying to others "I love God because ..."

Say to someone around you "I love God because ..." and finish that sentence personally. *Together think of more reasons why we love God. Actions can be added if it will help them remember them.*

In a small group get them to act out and answer each of these:

- When I sit I will say "I love God because ..."
- When I walk I will say "I love God because ..."
- When I lie down I will say "I love God because ..."
- When I get up I will say "I love God because ..."
- When I am at school I will say "I love God because ..."
- When I am at home I will say "I love God because..."
- Every day I will remember to say "I love You God, because..."

Every single day there is a reason to love God. Something specific. No matter if it is a tough day or a great day. God doesn't change and there is a reason we can love Him. So this time I want you to be specific. Tell someone else "I love God this weekend because..."

Remember, the words that we speak need to match the actions that we do. Because we love God and because this is on our hearts we put Him first, make Him the most important part of our day, spend time with Him, worship Him, be generous, obey Him, show love to others.

When we remember who God is, what He has done and how much He deserves our love then it becomes a natural response to love Him with **all** our heart, **all** our soul and **all** our strength. We will remember to love Him with everything we've got.

4) Review Questions

- a) What are some of the commands (instructions) that God tells us to do in the Bible? (*Pray for one another, speak the truth, tell others about Jesus etc.*)
- b) What is the most important commandment or instruction? (*Love God with **all** your heart, **all** your soul and **all** your strength.*)
- c) How will you show God you love Him?

5) Crafts

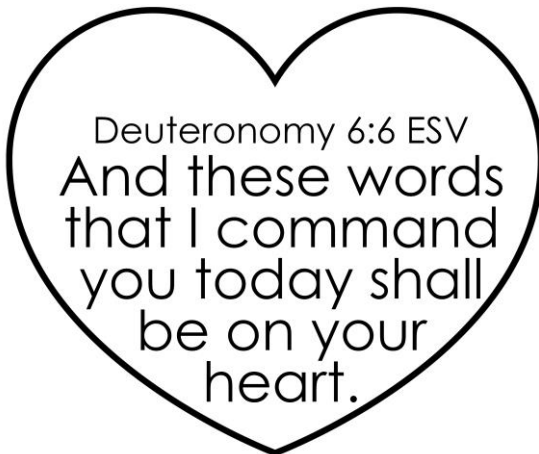
Option 1:

Children decorate the heart and stick the verse in the correct order. On the back they can draw the things they love about God. Encourage them to share these things with others.



Option 2: Heart Puzzle

Children cut the puzzle. They stick the pieces on the back of the verse to remind them to keep them ALL on their heart.



Option 3: "I love God because ..." cards

Read Deuteronomy 6:5-7 with the children and let them complete the cards of what they will say.

When I wake up I will say: "I love you God because ..."	When I am at home I will say: "I love you God because ..."
When I'm at school I will say: "I love you God because ..."	When I'm at church I will say: "I love you God because ..."
When I'm going to bed I will say: "I love you God because ..."	I will love the Lord my God with all my HEART SOUL AND STRENGTH

Lesson 5: Remember God remembers us

- God remembers us.
- God remembers us in our weakness and His faithful love lasts forever.

1) Memory Verse

- Psalm 136:23

“God remembered us in our weakness. His faithful love endures forever.”

Idea to teach the memory verse.

What you will need:

Four different coloured pieces of paper. On each write the phrases “God remembered us” “in our weakness” “His faithful love” “endures forever”



This Psalm sings about the many things we can be thankful for as we remember who God is and we remember all the things God has done. One of those things we can be thankful for is that God remembers us!

When the Israelites were at their weakest, God remembered them and saved them from slavery. When we were at our weakest and slaves to sin, God remembered us and saved us!

Why? Because His faithful love lasts and endures forever!

Stick the colour posters spread out along the wall in the correct order. The children will stand in front of the poster as they say that part.

Then change the order on the wall but still they have to stand in front of the correct coloured poster.

Finally spread the poster all over the venue and they have to run from one colour poster to the next as they say the verse.

2) Hands On

Remember all the animals game

Get the children to sit in a circle. Children must listen carefully as each child will have to remember all the animals they add to the verse.

Genesis 8:1 says: “God remembered Noah and all the wild animals and livestock with him in the boat.”

Leader starts: “God remembered Noah, a _____ (*animal name goes in the blank*), and God remembers me”

E.g. “God remembered Noah, a giraffe, and God remembers me”

Next child repeats what the leader said and adds their own animal. Each child then repeats the whole list and adds their own animal when it is their turn.

E.g. “God remembered Noah, a giraffe, a cat and God remembers me”

Was it difficult for us to remember Noah and all the animals that were added to the list? Yes! But the Bible tells us that God remembered Noah, all the animals and He remembers us too! That is a lot of remembering but God can do anything!

3) Bible Story + Lesson



Picture: Frame of ark and them building it.

People had been sinning and doing evil things against God. So God told Noah that He would send a flood so he must build an ark (boat) so that he would be safe.



Picture: The finished ark with windows that flap open.

Under the flaps stick the wild animals under one window, livestock under another, Noah and his family under the other and food for everyone too.



Over a hundred years later Noah was done building and so he put everyone on the ark like God had said. He put the wild animals, the livestock, the food and Noah and his family climbed on board too. The rain started and soon the whole world was flooded.



It rained for 40 days and nights. Do you remember who was under this flap? And that? And do you remember where Noah is? Do you think God has remembered Noah and everyone else on the ark? Let's see what it says in the Bible. *Read Genesis 8:1*

"But God **remembered** Noah and all the wild animals and livestock with him in the boat. He sent a wind to blow across the earth, and the floodwaters began to recede." Genesis 8:1

God said He remembered Noah. He didn't just remember that Noah was out bobbing on the ark while the rest of the world was flooded. God remembered and did something about it.

Move Noah and the animals to other flaps.

A hundred and fifty days later the boat came to rest on top of a mountain. Another forty days went by and Noah opened up a window and sent out a raven and then a dove to see if there was dry land – but there was not and so Noah waited. Do you remember where Noah is now? God remembered him too.

Move Noah and the animals to other flaps.

Seven days later Noah sent out the dove again and it came back with an olive leaf. Noah now knew the land was starting to dry up. But still Noah had faith and obeyed God and stayed on the boat. He waited *another 7 days* and then sent out the dove again. This time it did not return – and Noah knew there was dry land but still Noah waited. He knew God remembered him and would tell him when it was safe to leave. Noah stayed on the boat for **two more months** until God said it was safe and the land was dry! Do you remember where Noah is now?

Remove all the animals and Noah

And God remembered him too. He told Noah it was safe to leave the boat and set the animals free.

God sent a rainbow to remind us that He would never flood the whole world again. So the next time you see a rainbow remember like God remembered Noah, God remembers you too.

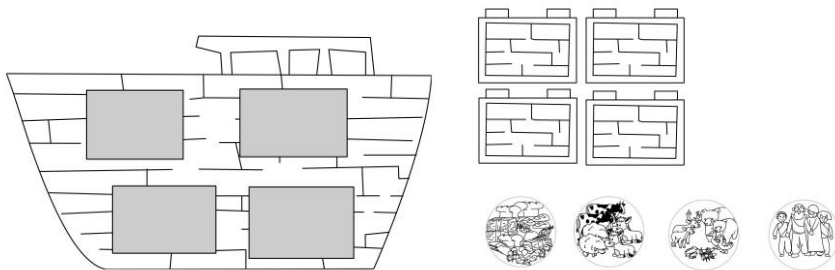
4) Review Questions

- a) Did God remember Noah? *Yes, Genesis 8:1 tells us that God remembered Noah and all the animals.*
- b) Does God remember you? *Yes, even in our weakness He remembers us. Psalm 136:23*
- c) Why does God remember us? *Because He loves us Psalm 136:23*

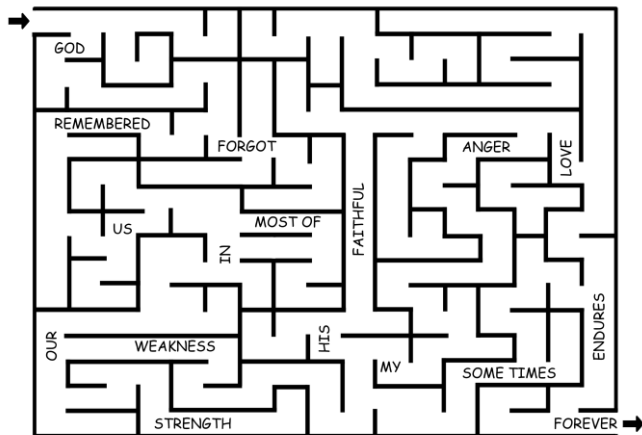
5) Crafts

Option 1: Noah's Ark

Children make their own ark with flaps so they are able to retell the story of Noah.



Option 2: God remembers us maze (Psalm 136:23)



Lesson 6: Remembering requires action

- Remembering requires action.
- Remember that Jesus says it is better to give than receive.

1) Memory Verse

- Acts 20:35

“You should remember the words of the Lord Jesus: ‘It is more blessed to give than to receive.’”

Idea to teach the memory verse.

What you will need:

- Buckets
- Small balls (or bottle lids)

The children stand still, listening for the leader to say the word “remember” in the verse. When you do they will each take a ball from their bucket, run and put it into the other team’s as they say the rest of the verse.

E.g. Leader says “You should *think* about the words of the Lord Jesus”
Next the leader might say: “You should *talk* about the words of the Lord Jesus”
Then the leader might say: “You should *sing* about the words of the Lord Jesus”

Only when the leader says “You should **remember** the words of the Lord Jesus” will they run, saying: “*It is more blessed to give than to receive!*” as they give the other team one of their balls.

Repeat this a few times.

Conclude: It's not wrong to receive things. It's nice to get awards, birthday gifts etc. But Jesus says it is better to give than to receive. This is because it helps others. It makes a difference to them. This difference can be eternal. When we give we are doing what Jesus says we must remember to do. We are also being more like Jesus.

2) Hands On

Show the picture of children in need and mention what their needs may be.



The people in this picture are in need. There are people we know, people at school, people near where you live, people in this country and people all around the world who are also in need. They may need physical things like food, clothes, medicine, a place to live or they may need help spiritually like needing prayer or to be told about Jesus because they do not know or believe in Him. When we see people in need like the ones in the picture, we have two choices. We can do something or we can do nothing.

Now close your eyes. Can you remember the people in the pictures? What do you remember? (*What they were wearing, their hair colour etc.*)

Now open your eyes. Did anything change? No, just remembering them does nothing. We have to remember them and do something to help them. We have to tell them about Jesus, pray for them and, if we are able to, give them things that they need.

3) Bible Story + Lesson

What you will need:

- Clapperboards (fold template so the top dotted line meets the bottom dotted line)

For each verse use the clapperboards. Children pretend to be actors and each time you call “action!” they will act out the verse. E.g. They will act like a farmer planting lots of seeds and then picking them. Every “scene” will be added on from the previous “scene”. By the end, they will have a little skit showing all that they must remember.



Before a movie can be made, the actors and actresses have a script. The script gives all the words that their character will be saying in the movie. Once everything is in place the actors will wait and do nothing until the director says one specific word.



Does anyone know what word they are waiting for?







ACTION!

Yes, that’s right. The director yells, “Action” and the filming starts.

It is great if the actor remembers all his lines but more importantly he needs to actually say them and act his part.

Let’s see what the Bible says we should remember and then put them into action.

Scene 1: REMEMBER THE MORE YOU DO THE MORE OTHERS WILL BENEFIT.	
Action	Act like a farmer planting lots of seeds and then picking their crops.
Verse	2 Corinthians 9:6 Remember this—a farmer who plants only a few seeds will get a small crop. But the one who plants generously will get a generous crop.
Scene 2: REMEMBER TO GIVE CHEERFULLY	
Action	Act as the farmer picking the crops and cheerfully sharing with others.
Verse	2 Corinthians 9:7 You must each decide in your heart how much to give. And don’t give reluctantly or in response to pressure. “For God loves a person who gives cheerfully.”

Scene 3: REMEMBER GOD PROVIDES		
Action	Act as the farmer praying and then receiving more seeds, which they will plant, pick and share.	 <p><small>*And God will generously provide all you need. Then you will always have everything you need and plenty will over to share with others. 2 Corinthians 9:8</small></p> <p>Remember the more you do the more others will benefit.</p> <p><small>ACTION: ACT AS THE FARMER PRAYING AND THEN RECEIVING MORE SEEDS, WHICH THEY WILL PLANT, PICK AND SHARE.</small></p> 
Verse	2 Corinthians 9:8 And God will generously provide all you need. Then you will always have everything you need and plenty left over to share with others.	
Scene 4: REMEMBER TO GIVE SO OTHERS THANK AND GIVE GLORY TO GOD		
Action	Act as the people receiving from the farmer and then thanking God for providing.	 <p><small>Thank you, God for providing.</small></p> <p><small>*Yes, you will be enriched in every way so that you can always be generous. And when we take your gifts to those who need them, they will thank God. 2 Corinthians 9:11</small></p> <p>Remember to give so others thank and give glory to God.</p> <p><small>ACTION: ACT AS THE PEOPLE RECEIVING FROM THE FARMER AND THEN THANKING GOD FOR PROVIDING.</small></p> 
Verse	2 Corinthians 9:11 Yes, you will be enriched in every way so that you can always be generous. And when we take your gifts to those who need them, they will thank God.	
Scene 5: REMEMBER YOUR ACTIONS SHOW YOUR LOVE FOR JESUS		
Action	Act as the people who have received saying “wow, your generosity shows you really love Jesus.”	 <p><small>As a result of your ministry, they will give glory to God. For your generosity to them and to all believers will prove that you are obedient to the Good News of Christ. 2 Corinthians 9:13</small></p> <p>Remember your actions show your love for Jesus.</p> <p><small>ACTION: ACT AS THE PEOPLE WHO HAVE RECEIVED SAYING “WOW, YOUR GENEROSITY SHOWS YOU REALLY LOVE JESUS.”</small></p> 
Verse	2 Corinthians 9:13 As a result of your ministry, they will give glory to God. For your generosity to them and to all believers will prove that you are obedient to the Good News of Christ.	

Run through all the scenes as a recap.

The Bible says when we take action, the needs of others will be met **and** they will come to know Jesus and give thanks and glory to God. So are you ready? Get set, ACTION!

4) Review Questions

- Is it better to give or to receive? (*Jesus says it is more blessed to give. Acts 20:35*)
- What two things does the Bible say will happen when we are generous? (*The needs of others are met and they will come to know Jesus. 2 Corinthians 9:12-13*)
- How will you take action and be generous?

5) Crafts

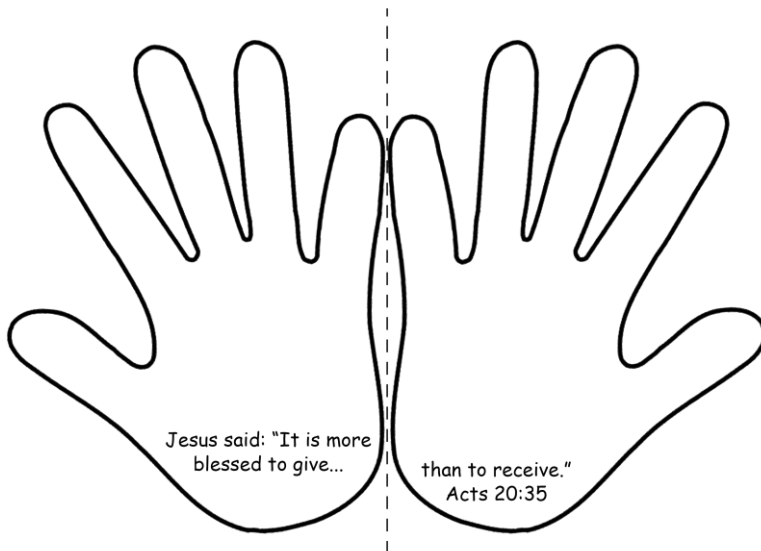
Option 1: Clapperboard

Make a clapperboard with any action that you are going to do.



Option 2: More blessed to Give

Children draw what they have on the left hand. They then fold the page along the dotted line as they say the verse Acts 20:35.



Lesson 7: Remember what Jesus did

- Remember how it was before Jesus came.
- Remember what Jesus did for us.
- Remember your sin.
- Remember to break bread like Jesus told us to.

1) Memory Verse

- 1 John 1:9

If we confess our sins to Him, He is faithful and just to forgive us our sins and to cleanse us from all wickedness.

Idea to teach the memory verse.

Have the words of the verse written up on the board but leave out the word “confess”.
Read it from the Bible correctly

Now get 5 leaders to read it again but this time they change the words “confess our sins to Him” to one of the following below. Children have to listen and then say the verse correctly.

- Hide our sins from Him (*Nothing can be hidden from Jesus, He is all knowing and knows everything we have done, right and wrong*)
- Ignore our sins (*Pretending that they didn't happen will not make them go away*)
- Keep doing our sins (*Jesus does not want us to keep on sinning, yet He does keep on forgiving when we admit we have sinned*)
- Make excuses for our sins (*Jesus knows our hearts. No excuse is good enough to sin, nor to take away our sins. We have to be sorry for what we have done against Jesus*)
- Stop doing our sins (*Jesus wants us to stop sinning, this is really good! But we need to admit to the sins we have done and be sorry for them before we can be forgiven.*)

2) Hands On

Have the children all stand behind a line. The goal is to reach the other side of the playing area by taking one step at a time if the statement applies to them. The statements can be serious or silly, but the children should never be able to reach the other side.

I am going to shout out 10 statements and you need to make it to the other side of the playing area within 10 steps, but you can only take a step forward if the statement is true for you.

Take a step forward if the answer to the following questions is “YES”

- *Did you come to Children's Church today?*
- *Are you wearing shoes with laces?*
- *Do you have siblings?*
- *Are you wearing something green?*
- *Are you between the ages of 2 and 10 years old?*
- *Do you have 5 dogs, 7 birds, 20 fish and 2 hamsters at home?*
- *Do you have purple and blue hair?*
- *Are you wearing a watch?*
- *Do you have a broken arm?*
- *It is your birthday today?*

Did anyone make it to the other side of the playing area? No. In fact, with some of the statements no one could take a step forward. No matter how hard you tried it was impossible to get to the other side.

Do you know there is one place that is absolutely impossible to get to unless we can answer yes to one important question?

We cannot get to Heaven unless we answer “Yes, I believe in my heart God’s son, Jesus, died for my sins and is now alive in Heaven.”

Do you believe in your heart that God’s son, Jesus, died for your sins and is now alive in Heaven? (*Let them take as many steps forward as they like to get to the other side no matter how far back they are.*)

3) Bible Story + Lesson

When God created people, He made us to be in His presence living closely with Him. Although He created us to be like this there is something that separates us from His presence. Do you know what it is? Yes, sin. Sin is thinking, saying or doing anything that goes against God. The Bible tells us to love God and love others and when we don’t do this perfectly then that is us sinning. The Bible tells us that we have all sinned and that means that we are all separated from God. (Romans 3:23)

We are going to look at three things we need to remember:

1. Remember what it was like before Jesus came.

When God spoke to Moses, Moses asked to see God’s presence face to face but God said no one could.

Let’s read Exodus 33:20-23 to find out what happened.

20 But you may not look directly at My face, for no one may see Me and live. ²¹ The LORD continued, “Look, stand near Me on this rock. ²² As My glorious presence passes by, I will hide you in the crevice of the rock and cover you with My hand until I have passed by. ²³ Then I will remove My hand and let you see Me from behind. But My face will not be seen.” Exodus 33:20-23

Why did God say Moses could not see Him face to face? *Because he would not live.*

Because God is holy and perfect, anything that is not holy, like sin, must not be in His presence. The Bible tells us that the punishment for sin is death (Romans 6:23).

Aaron’s two sons thought they could just enter God’s presence and do whatever they wanted but they immediately died. (Leviticus 10:1–2)

God is telling us that **our sin is serious!**

How wonderful is God that He protected Moses, even with His own hand, and made a way for Moses to see Him.

It was always part of God’s plan, from the moment He created people, for them to be in His presence. So, God told them to sacrifice animals and follow a whole list of rules. Only by doing all of these things just like God said, each and every time they sinned, would they be forgiven. But even then only some of the chosen priests could go behind a curtain into the Holy of Holies and be in God’s presence once a year. And if they didn’t obey a whole other list of rules from God they would even die. All this showed us how serious our sins are and that we needed a perfect sacrifice to be in God’s presence. We needed Jesus.

2. Remember what Jesus did.

God sent His son Jesus to take the punishment for our sins and die in our place. The night before Jesus died He shared a meal with His disciples, this is sometimes called the Last Supper.

...the Lord Jesus took some bread and gave thanks to God for it. Then He broke it in pieces and said, "This is My body, which is given for you. **Do this in remembrance of Me.**" In the same way, He took the cup of wine after supper, saying, "This cup is the new covenant between God and His people—an agreement confirmed with my blood. **Do this in remembrance of me as often as you drink it.**" For every time you eat this bread and drink this cup, you are announcing the Lord's death until He comes again. 1 Corinthians 11: 23 – 26

And this is what Jesus did. His body was broken on the cross and His blood was spilt when He died on the cross.

The moment Jesus died the curtain in the temple that separated everyone from God's presence tore from top to bottom. Jesus was the perfect sacrifice. Because of Jesus we can be forgiven and so we can be in God's presence one day in Heaven, and even be in His presence right now here on Earth.

3. Remember what you have done.

We need to remember that **our sin is very serious**. We deserve to be punished **but** because Jesus was the perfect sacrifice who paid the price for all sins once and for all, we are forgiven through Jesus. We don't just remember all our sins, we need to be sorry for them and ask God to forgive us. We need to remember to try and not do them again. But we also need to remember that God always loves us and made a way for these sins to be forgiven.

1 John 1:9 says

If we confess our sins to Him, He is faithful and just to forgive us our sins and to cleanse us from all wickedness.

Jesus wants us to remember how things were, what He did for us and what we have done. Breaking bread and drinking juice is a way given by God to help us to remember these things.

Here are some pictures to help us know and remember why we break bread and drink juice like at the Last Supper. *Once you have gone through them hide the pictures and let them see how many reasons why we break bread they can remember. Give them hints about what the pictures were to help them.*



- 1) Jesus told us to break bread and drink wine/juice.
"Do this in remembrance of Me." 1 Corinthians 11: 24



- 2) We remember to be thankful and celebrate what Jesus did for us.
"...the Lord Jesus took some bread and gave thanks to God for it. Then He broke it in pieces and said, 'This is My body, which is given for you.'" 1 Corinthians 11: 24



- 3) We remember our sins and how His love and forgiveness is undeserved.
"That is why you should examine yourself before eating the bread and drinking the cup." 1 Corinthians 11: 28



4) We remember we are made one through Jesus.

"When we bless the cup at the Lord's Table, aren't we sharing in the blood of Christ? And when we break the bread, aren't we sharing in the body of Christ? And though we are many, we all eat from one loaf of bread, showing that we are one body." 1 Corinthians 10:16-17



5) We remember Jesus will return and the eternal life we will have with God in Heaven.

"For every time you eat this bread and drink this cup, you are announcing the Lord's death until He comes again." 1 Corinthians 11:26

4) Review Questions

- a) Is sin serious? *Yes, because the price for sin is death and separation from God, which means we cannot go into His presence and we cannot have life with Him.*
- b) Who is our perfect Sacrifice who made a way for us to be forgiven? *(Jesus is. Believing in Jesus is the only way we can be forgiven and are able to have eternal life with God)*
- c) What does Jesus say we should do to remember what He did on the cross? *(Break bread)*

5) Crafts

Option 1: Cross scratch cards

Cut the scratch cards into the shape of a cross. Let the children decorate them to hang in their room to remember what Jesus did for them.



Option 2: Match the columns

Breaking bread

helps us remember what Jesus did

Match the picture on the left to the verse on the right



That is why you should **examine yourself** before eating the bread and drinking the cup. 1 Corinthians 11:28



Jesus took some bread and **gave thanks** to God for it. 1 Corinthians 11:23-24



For every time you eat this bread and drink this cup, you are announcing the Lord's death until He **comes again**. 1 Corinthians 11:26



Though we are many, we all eat from one loaf of bread, showing that we are **one body**. 1 Corinthians 10:17



Then He broke it in pieces and said, "This is My body, which is given for you. Do this in remembrance of Me." 1 Corinthians 11:24

Lesson 8: Remember Jesus will return

Main focus for the lesson:

- Remember, Jesus said be ready as He will return when least expected.
- Being ready means we have faith and try our best to be faithful.

1) Memory Verse

- Matthew 24:44

“You also must be ready all the time, for the Son of Man will come when least expected.”

Idea to teach the memory verse.

Play a song and when the music stops call out the instructions the children need to follow.

- Sit and say the verse
- Freeze and say the verse
- Find a partner to say the verse with

2) Hands on

What you will need:

- Items to be busy with such as a broom, a duster, a bowl and spoon, some towels etc.

Leader 1	<i>Leader is very busy rushing from one side of the room to the other. He might have a broom, a bowl and a spoon, some towels etc.</i>
Leader 2	Hey, Leader 1, what are you doing?
Leader 1	Sorry, can't stop to chat, I'm busy getting ready...
Leader 2	Oh! What are you getting ready for? Is there anything I can help with?
Leader 1	<i>(Out of breath)</i> A very important visitor is on his way, I have to be ready!
Leader 2	That is awesome, who is the important visitor?
Leader 1	JESUS! I just read in the Bible that verse that said that we must always be ready because Jesus will come when we least expect it! So I'm making sure I'm ready! I've spent all morning sweeping and dusting and changing the towels and the cookies are nearly ready to come out of the oven... <i>(breathe deeply)</i>
Leader 2	Okay, okay. Just pause for a second. I think I can help you understand that verse. Yes, it does say that Jesus is coming back and that we must be ready. But being ready doesn't mean having a clean house and freshly baked cookies.
Leader 1	It doesn't? But then what does it mean?
Leader 2	Being ready means having faith and being faithful. "Have faith" and "Be faithful" can help you remember to be ready. Can you say them with me? Have faith <i>(add an action e.g. one hand on heart and other hand pointing up)</i> . Be faithful <i>(put one palm up and then the other)</i> . Having faith means we believe Jesus is God's Son who died for our sin but we know He is now alive. And having faith in Jesus is the only way for us to go to Heaven. Being faithful means we do what we say we are going to do. So when we say that we are going to follow Jesus and live lives that please Him, being faithful means we do our best to do that. Thankfully God doesn't expect us to be perfect, or else we would never be ready. He just asks us to have faith in Jesus and be faithful to do what He says is the best that we can. When we do that we are ready when He returns.

Leader 1	Ah man, what am I going to do with all these cookies? Hang on a second, doesn't sharing please God!
Leader 2	Oh, I like that idea! <i>(Leaders go off together.)</i>

3) Bible Story + Lesson

Have you ever watched a movie and at the end you just know that there is going to be a sequel? You know that the way the movie ended means that another movie is coming soon that will answer all the questions you may have had in the first movie? You aren't very certain of when that next movie is going to come but you are sure that it is going to be released.



Well, that is kind of how it was in the Bible when Jesus died and rose again and went to Heaven. Jesus told the believers not to be troubled or sad (John 14:1-3) because a day would come when Jesus would return to earth and that would be a wonderful day for believers.

Do you know the day Jesus will return? *(Allow children to answer.)*

None of us know because Jesus said that NO ONE will ever know when that will happen! (Mark 13:32-33)

So what must we do in the meantime?

“You also must be ready all the time, for the Son of Man will come when least expected.” Matthew 24:44

Jesus wants us to be ready! To be ready we need to **have faith** in Jesus and we need to be **faithful** to try our best, with the help of the Holy Spirit, to do what He says.

To help us have faith and be faithful there are some things we need to remember, which we can read about in 2 Peter 1 and 2 Peter 3. These chapters were actually letters written by one of Jesus' disciples, Peter, who spent a lot of time living closely with Jesus. God revealed to Peter (helped Peter know and understand) that Jesus is God's son and that He was the Saviour that had been promised. And God helped Peter write these letters so that we would remember to be ready for Jesus' return.

REMEMBER all God's prophecies come true



A prophecy is a message from God telling us what will happen. Everything God said about Jesus, like where He would be born, how He would heal people and even that He would die and come alive again, all came true. Do you think we can trust that the prophecies (messages from God) about Jesus coming back will also come true?

Yes! Remember all of God's prophecies come true. (Deuteronomy 18:22)

"Above all, you must realize that no prophecy in Scripture ever came from the prophet's own understanding, or from human initiative. No, those prophets were moved by the Holy Spirit, and they spoke from God." 2 Peter 1:20-21

REMEMBER what Jesus did



Just like when the next movie is about to come out, we need to remember what happened in the first movie, don't we? If we haven't watched that first movie we won't know what's happening in the sequel. So let's remember what Jesus did when He came to earth many years ago. We remember that Jesus died for our sins and came alive again. We remember that He is the only way to be forgiven. We remember He is the only way to eternal life with God. We remember that He said He will come again and we know what He says is true.

"For this is how God loved the world: He gave His one and only Son, so that everyone who believes in Him will not perish but have eternal life." John 3:16

REMEMBER God gives us everything we need



By knowing and having a close relationship with Jesus we will be able to live lives that please Him because by His power, God has given us everything we need to live Godly lives. Remember, we have the Holy Spirit in us so we don't do this on our own. Remember, to stay close to God as He gives us everything we need to be ready.

"By His divine power, God has given us everything we need for living a Godly life. We have received all of this by coming to know Him, the one who called us to Himself by means of His marvellous glory and excellence" 2 Peter 1:3

REMEMBER to be faithful



God wants us to do our best to be faithful to Him. He wants our actions to show that we love and have faith in Jesus. Some of the ways we can do this is by having self-control, patience, living in peace with others and loving others.

"So, dear brothers and sisters, work hard to prove that you really are among those God has called and chosen. Do these things, and you will never fall away. Then God will give you a grand entrance into the eternal Kingdom of our Lord and Saviour Jesus Christ." 2 Peter 1:10-11

REMEMBER God is being patient



In Peter's letter he reminds us that people will make fun that Jesus hasn't come yet and has taken so long to do so but that they have forgotten that God is patient and what He says is true. And why is God being patient before Jesus returns? Because on that day people who do not believe in Jesus will not get to live with God forever and so He wants to wait until everyone has had a chance to say sorry and chosen to love Him. God is patiently waiting for more and more people to become believers.

"The Lord isn't really being slow about His promise, as some people think. No, He is being patient for your sake. He does not want anyone to be destroyed, but wants everyone to repent." 2 Peter 3:9

And remember, our Lord's patience gives people time to be saved. 2 Peter 3:15

Name each remember statement and show the picture/item. Together with the children come up with an action for each. Do the actions and see how many of them they can remember. Then place the pictures in the bag. Tell the children they will need to be ready as when you pull out the picture or item they will need to quickly do the action and say what they must remember.

The Bible tells us that the day when Jesus comes back will be a wonderful day! All God's people will be so happy because evil will be defeated and the whole world will recognise Jesus and know that He is the Saviour! So remember to stay close to Jesus and you will be ready!

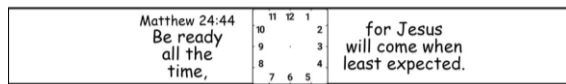
4) Review Questions:

- Will Jesus come back? (Yes, because Jesus said He will come back and we can trust Him as He does not lie and all the other prophecies have come true.)
- What should we do while we wait for Jesus to return? (Have faith in Jesus and be faithful to do our best to live like He asks us to.)
- What are some of the things Peter's letter tells us to remember while we wait? (Remember all God's prophecies come true, what Jesus did, God gives us everything we need, to work hard and that God is being patient.)

5) Craft


Option 1: Watch with no hands

Children make paper watches to remind them "You also must be ready all the time, for the Son of Man will come when least expected." Matthew 24:44



Option 2: Coming soon poster

Decorate the "Coming Soon" poster. Stick "remember" flaps over the different things we have learnt about and play a game to see how many the children can remember.



Lesson 9: How do we remember

- The Holy Spirit helps us remember
- The Bible helps us remember
- Others help us remember
- Practical ways we can remember

1) Memory Verse

- John 14:26

Jesus said “But when the Father sends the Advocate as My representative—that is, the Holy Spirit—He will teach you everything and will remind you of everything I have told you.”

Idea to teach the memory verse.

What you will need: Ball or item to pass

Let's read John 14:26 together. This verse is saying...

“Jesus said” “The Holy Spirit” “will teach you everything” “and will remind you of everything” “I have told you.”

Children sit in a circle. Begin by repeating this all together. Next, the person with the ball will say the first phrase and then toss it to someone else who will then say the next phrase. Continue until they know the verse well. Help those who need it.

2) Hands On

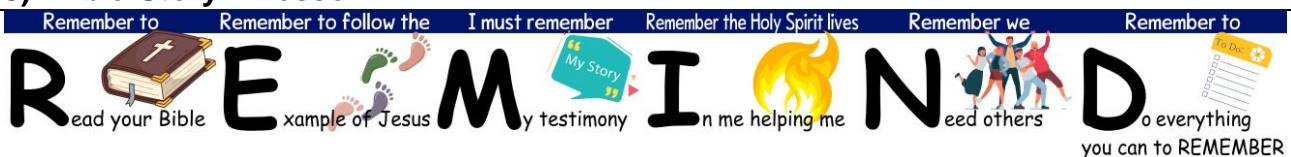
What you will need:

- A box
- Items that they will have to remember
- Try to use items that will help them remember about the lessons that were taught in this series.
 - Name tag (Remember who God is)
 - Toilet roll memorial stones (Remember what God has done)
 - Candle or blowtorch (Remember to fear God)
 - Rule Book with heart (Remember the greatest commandment)
 - Rainbow (Remember God remembers us)
 - Clapper board (Remembering requires action)
 - Cross (Remember what Jesus did for us)
 - Coming soon poster (Remember Jesus will return)

As the children arrive, show them the items and then cover them up. You will do the activity with them later so that they have to remember the items for a long time.

During the lesson you will ask them to each remember an item from the box. Whisper the ones they forget - this is what the Holy Spirit does for us, He reminds us.

3) Bible Story + Lesson



God wants us to remember all the things we have been learning about in this series like who He is, what He has done, about His son Jesus and so much more. *Ask the children what they remember learning about.*

To learn all these things on our own would be almost impossible but God is so incredible that He even gives us the help we need to remember them. *Show the pictures and see if they can work out what God has given us to help us remember.*

He has given us the Bible which is God's written reminder to us.

He has sent Jesus who taught and lived out everything He wants us to remember.

He has given us our testimonies. Our personal story of what He has done and who He is.

He sent the Holy Spirit who helps us remember.

He has given us each other who believe and love Him.

He has given us brains and practical ways we can make them remember.

So if God has given us so many ways to remember do you think we should rely on them? Yes!

Do the short activity and turn each picture over to reveal the practical things we need to do to remember. These will all spell R-E-M-I-N-D

R – Read your Bible

Let the children look up and read 2 Timothy 3:16.

“All Scripture is inspired by God and is useful to teach us what is true and to make us realize what is wrong in our lives. It corrects us when we are wrong and teaches us to do what is right.” 2 Timothy 3:16

Who has given us the Bible? *God.*

Is it useful? *Yes.*

If the Bible is God's written message to us what should we do?

Activity: Have the words “READ” “YOUR” “BIBLE” written out on cards and get the children to put them in the correct order and read it.

Holding the Bible does not help us. Having a Bible on the shelf does not help us. If you want help to remember what God has said, you need to ... READ YOUR BIBLE.

Reading the Bible helps us remember!

E – Example of Jesus

Activity: Play a quick round of Simon Says.

God gave us the perfect example to follow. Who is that example?

“Those who say they live in God should live their lives as Jesus did.” 1 John 2:6

Jesus taught and lived out everything God asks us to remember and so we can look at His life and what He has said to help us remember too.

Jesus' Example helps us remember!

M – My story (Testimony)

Activity: Have a hula hoop or shape on the floor. Each child takes a turn to hop into the hoop and name something God has done for them or what they know about God from their personal experience. E.g. I know God hears our prayers as He answered mine.

Jesus had just healed a man from evil spirits. The man asked to stay with Jesus. Let's look up what Jesus told him to do.

“Go back to your family, and tell them everything God has done for you.’ So he went all through the town proclaiming the great things Jesus had done for him.” Luke 8:39

Do you think telling his story over and over again would help him remember these great things? Yes.

Do you think it would remind the people he told how great Jesus is? Yes.

When we tell our story not only do we remember how great and wonderful God, Jesus and the Holy Spirit are but we are able to remind others too.

My story helps us remember!

I – The Holy Spirit lives in us

Activity: As per the hands on see how many items the children can remember.

We learnt from our memory verse today that the Holy Spirit has been given to us as our helper who reminds us of **everything** Jesus has told us. And where does the Holy Spirit stay? He lives **in** us!

“But when the Father sends the Advocate as My representative—that is, the Holy Spirit—He will teach you everything and will remind you of everything I have told you.” John 14:26

So, if the Holy Spirit is living **IN** us and is given to help remind us then what should we do? **Be led by Him.**

“Since we are living by the Spirit, let us follow the Spirit’s leading in every part of our lives.” Galatians 5:25

The Holy Spirit in us helps us remember!

N – Need others

Activity: Each child thinks of something they remember learning about this series and tells it to their partner. When they hear a certain sound, e.g. you could ring a bell, they need to find their partner and remind them of this thing. Continue to do this even during the craft and rest of the lesson.

God has given us each other. We, as His believers, are His church. We don’t meet together because we have to but instead because we need to be with others who remind us, guide us, teach us and encourage us. And we do the same for others too.

Peter wrote a letter to remind us what Jesus taught and how we should live.

“Therefore, I will always remind you about these things—even though you already know them and are standing firm in the truth you have been taught. And it is only right that I should keep on reminding you as long as I live.” 2 Peter 1:12

Even if we know these things and are doing our best to live by these things, it is important that we keep on being reminded!

We Need others to help us remember!

D – Do whatever you can to remember

Activity: Children do their craft and name what they do to help them remember.

If you had something really important that you needed to remember, what would you do? Would you write it on your hand, say it over and over again, or put a note on the fridge? If it is important to us we will do whatever we can to remember.

In Deuteronomy 17:18-20 we read that a king was commanded to write a copy of the instructions, keep it with him and read it every day so that he would learn to fear God and not turn from His commands in even the smallest way. We too need to do whatever we can to remember how to love God and live for Him the best we can.

“When he sits on the throne as king, he must copy for himself this body of instruction on a scroll in the presence of the Levitical priests. He must always keep that copy with him and read it daily as long as he lives. That way he will learn to fear the LORD his God by obeying all the terms of these instructions and decrees. This regular reading will prevent him from becoming proud and acting as if he is above his fellow citizens. It will also prevent him from turning away from these commands in the smallest way. And it will ensure that he and his descendants will reign for many generations in Israel.” Deuteronomy 17:18-20

We Do whatever we can to remember!

4) Review Questions

- What are some of the things we need to remember? (*Recap things learnt in this series*)
- Who was given to help us remember? (*The Holy Spirit*)
- What will you do to help you remember?

5) Crafts


Option 1: Daily reminder tick list

	MON	TUE	WED	THU	FRI	SAT	SUN
Remember Who God is and what He has done	<input type="checkbox"/>	<input type="checkbox"/>	<input type="checkbox"/>	<input type="checkbox"/>	<input type="checkbox"/>	<input type="checkbox"/>	<input type="checkbox"/>
Remember To fear and love God	<input type="checkbox"/>	<input type="checkbox"/>	<input type="checkbox"/>	<input type="checkbox"/>	<input type="checkbox"/>	<input type="checkbox"/>	<input type="checkbox"/>
Remember God remembers me	<input type="checkbox"/>	<input type="checkbox"/>	<input type="checkbox"/>	<input type="checkbox"/>	<input type="checkbox"/>	<input type="checkbox"/>	<input type="checkbox"/>
Remember remembering requires action	<input type="checkbox"/>	<input type="checkbox"/>	<input type="checkbox"/>	<input type="checkbox"/>	<input type="checkbox"/>	<input type="checkbox"/>	<input type="checkbox"/>
Remember What Jesus did and He will return	<input type="checkbox"/>	<input type="checkbox"/>	<input type="checkbox"/>	<input type="checkbox"/>	<input type="checkbox"/>	<input type="checkbox"/>	<input type="checkbox"/>

Option 2: Headband

Children will cut out the flames and write the things they remember learning about. They will stick these to the strips to form a headband to remind them that the Holy Spirit was given to help us remember all that Jesus taught us.

Write or draw the things you remember learning about.
Cut out the flames and stick it on the strips to make a headband



<p>Jesus said "The Holy Spirit will teach you everything and will remind you of everything I have told you" John 14:26</p>