



**To the church  
Love from God**



**God gives  
the church**



**everything**



**we need**

# To the church, love from God.

## Contents:

<b>Letter to the leaders</b> .....	3
Lesson 1: God gave us Jesus .....	4
Lesson 2: God gives us His unconditional love.....	9
Lesson 3: God gives us the Holy Spirit .....	12
Lesson 4: God gives us the Bible.....	16
Lesson 5: God gives us each other .....	21
Lesson 6: God gives us gifts to serve others .....	26
Lesson 7: God gives us His message to tell others .....	30
Lesson 8: God gives us teachers to teach His truth.....	34
Lesson 9: God gives us leaders .....	38
Lesson 10: God gives us our story.....	42

### TO THE CHURCH, LOVE FROM GOD

© Cornerstone Church Johannesburg  
Revised 2024

This curriculum, including its media pack are licensed under a Creative Commons Attribution-NonCommercial-ShareAlike 3.0 Unported License. This means that this work may be copied and distributed freely as long as the work is credited to Cornerstone Church and that the work is never sold in any way or form. This work cannot be used for commercial purposes.

The work may also be altered or adapted, provided that it is made clear that the alteration or adaptation is not part of the original work and not endorsed by Cornerstone Church Johannesburg, unless the work is endorsed which would be agreed upon with Cornerstone Church Johannesburg.

If you alter, transform, or build upon this work, you may distribute the resulting work only under the same or similar license to this one.

See the details of this Creative Commons license at  
<http://creativecommons.org/licenses/by-nc-sa/3.0/>

Scripture references are taken from:

*Holy Bible*, New Living Translation, copyright © 1996, 2004, 2015 by Tyndale House Foundation. All rights reserved.

HOLY BIBLE, NEW INTERNATIONAL VERSION®. NIV®. Copyright © 1973, 1978, 1984 by International Bible Society. Used by permission of Zondervan. All rights reserved worldwide.

The Holy Bible, English Standard Version® (ESV®) © 2001 by Crossway, a publishing ministry of Good News Publishers. All rights reserved.

All artwork is created in house or found on one of the following free image websites:

<https://www.freebibleimages.org/>

<https://christiancliparts.net>

<https://www.freepik.com/> Copyright © 2010-2023 Freepik Company S.L.

All rights reserved.

## Letter to the leaders

All believers that love and follow God make up God's church. No matter where you are in the world if you believe in God then you are part of His church.

The Bible is filled with things that God wants us, the church, to do. He wants us to be with Him, obey Him, love others, serve others, tell others and so much more. Many times we teach our children the important things we can do for God and how to live for God, and these things are good for them to know. In this series we would like to change the focus to be on how God gives us everything to do these things.

We want our children to change from seeing doing things for God as scary and impossible to rather seeing them as achievable and exciting because God gives them everything they need to do them.

They can be forgiven and made right with God because God has given them Jesus. They can remember what Jesus did for them because God has given them breaking bread.

They can understand what the Bible means because God gives them teachers and the Holy Spirit.

They can play their part because God has given them gifts to serve and tell others. And the list can go on and on.

By the end of the series we hope that the children see just how generous God is and that with His help they can play their part as the church.



# Lesson 1: God gave us Jesus

## Main focus for the lesson:


- God loves us so much that He gave us His son, Jesus.
- Jesus died for our sin and is now alive.
- Forgiveness of our sin is a free gift from God.

## 1) Memory Verse

- John 3:16

***“For God so loved the world that he gave his one and only Son, that whoever believes in him shall not perish but have eternal life.”***

## Idea to teach the memory verse.



- Cut the verse into the twelve cards. Give each child a card and allow them to colour a picture in. Then form groups of 12. When you blow the whistle the children need to get into a line so that the verse reads correctly. When you blow the whistle again the children have to run around and mix themselves up. When the whistle is blown again they need to make the verse again.
- Keep the sets of the cards that they make and use them the following week to play “Memory Match”. All the cards start face down. A player turns over one card. If it is the next word in the verse they keep it. If not, they turn it back over. The next player then continues. The first person to build the full verse is the winner.

## 2) Hands On

### Option 1: God gives us everything we need.

**What you will need:** Boxes and gifts bags.

See this in action at <https://youtu.be/1QK-lvfnIEs> (God gives us everything)

Leader	<i>(Tom enters in worried)</i> Hi Tom. What's the matter?
Tom	I love coming to children's church because we always learn about how to live for God and how God wants us to do great things for Him.
Leader	Yes. But that is great news that God wants to use us! Why are you worried?
Tom	It all seems way too hard. I don't think I can do it.
Leader	Actually our series is called "To the church, Love from God" and we are going to learn about how <b>God gives us everything we need!</b>
Tom	He does?
Leader	<i>Overload Tom with everything that God gives Him.</i> God gives us Jesus. God gives us breaking bread to remember. God gives us His unconditional love. God gives us the Holy Spirit. God gives us the Bible. God gives us each other. God gives us gifts to serve others. God gives us gifts to tell others. God gives us teachers. God gives us leaders. God gives you your own personal story. And so much more.
Tom	Wow, God is so generous! It doesn't feel so hard to do these things for God anymore. He really does give us everything we need.

## 3) Bible Story + Lesson

*Set out the following objects on a tray (or lay out the pictures provided). Give the children a little time to remember all the items on the tray. Then cover them and see how many they can name. As you tell the story you will remove one item at a time without them seeing and get them to guess which one is missing. This is the next item in the story that you will use to explain how to remember what God has done for us.*



Put your hand on your heart. Can you feel it beating? Our hearts remind us that God gave us life. God made the first man, Adam, and He made the first woman, Eve. God made us too. The heart also reminds us that God loves us. He made us to be close with Him. See how very much our Father loves us, for He calls us His children and that is who we are! 1 John 3:1



When we see a bitten apple who does it remind you of from the Bible? Yes, Adam and Eve. Although the Bible doesn't say it was an apple they ate, it does say that they disobeyed God as they ate from the tree that God told them not to.

Every one of us has disobeyed God in some way. This is called sin. Because of their sin Adam and Eve could no longer be with God in the garden. Our sin means we cannot have life with God either.

Romans 3:23 For everyone has sinned; we all fall short of God's glorious standard.

Romans 6:23 For the wages of sin is death, but the free gift of God is eternal life through Christ Jesus our Lord.

To be with God we need to have a saviour. And at the very moment sin entered the world God promised to send one.  
(Genesis 3:15)



The phone reminds us of the many messages that God sent to us through people called prophets. These messages told us exactly what the Saviour would be like, where He would be born and what He would do. He would come at the perfect time that God planned.



The cross reminds us that the Saviour God promised did come! The Saviour is God's own son, Jesus! Jesus died and came alive again so we could be saved from our sins. It was just like God had promised. We could be with God again.

1 Peter 3:18 Christ suffered for our sins once for all time. He never sinned, but He died for sinners to bring you safely home to God. He suffered physical death but He was raised to life in the Spirit.

2 Corinthians 5:21 For God made Christ, who never sinned, to be the offering for our sin, so that we could be made right with God through Christ.



The gift reminds us that salvation is a free gift that God has given to us. We have done nothing to earn forgiveness. We have done nothing to deserve to be with God. God, however, did have to pay the price for this gift. He gave His son, Jesus. Our verse today tells us that He gave us this gift because He loves us. How generous is GOD!

Ephesians 2:8-9 For it is by grace that you have been saved through faith, and this is not from yourself, it is the gift of God – not by works so that no one can boast.



The watch reminds us why God gave us this gift. The verse we learnt helps give us a clue as to why. Yes, so we could have eternal life with Him. That means the time we get to spend with God will never end. We will be with Jesus in Heaven forever.

Romans 6:23 for the wages of sin are death, but the gift of God is eternal life.

John 3:16

For God so loved the world that he gave his one and only Son, that whoever believes in him shall not perish but have eternal life.



The last items on the tray are the bread and cup.


1 Corinthians 11:17 speaks about the Lords Supper. "This is my body, which is given to you. Do this in remembrance of me."

Jesus told us to break bread and drink from the cup to remember what He did for us on the cross to forgive our sins.

**NOTE:** Please **do not** break bread with the children at children's church. As leaders our role is to support and partner with parents and so breaking bread should not be done without them.

You might have seen your family or people in the church sharing pieces of bread or biscuits and drinking wine or grape juice. There are many names given to what they are doing such as "breaking bread", "having communion" or "the Lord's supper". They are doing this to remember how Jesus has saved us from our sins.

Let's watch this clip to see how this all began.  
Breaking Bread | Animated Bible Lessons  
for Kids <https://youtu.be/QLtnEukPHOw>



Many years ago God rescued the Israelite people from slavery. He told them to make a special meal and put the blood of a lamb around their door frames. Everyone that obeyed Him was saved. God told the Israelites to celebrate with a meal every year after that to remember what He had done. This festival was called Passover. For many years, people would celebrate Passover and remember how God had saved them.

God's timing is perfect as the very day that the people were celebrating and remembering how God had saved the people many years before, Jesus explained to His disciples how He would save them once again. This time not from slavery but from our sins.

Jesus gave us a new way to remember how He saved us. He explained that when we break the bread, we remember that His body was broken on the cross so our sins could be forgiven.

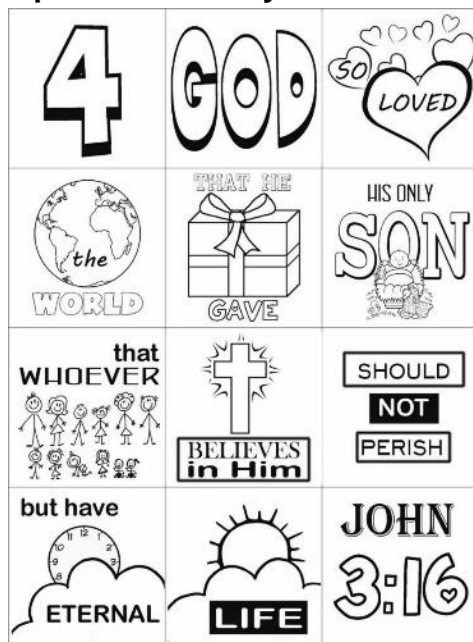
Jesus also explained that when we drink from a cup we remember that because of His sacrifice for us, God has given us a new promise and we are now free from our sins and we can live with Him forever. Jesus wants believers to do these things to remember what He has done.

#### 4) Review Questions

- At the end of the lesson let the children tell you what each item reminds them of.
- What did Jesus say we should do to remember what He did for us on the cross?  
(*Breaking bread*)
- How do we know that God loves us so much? (*He gave us His son.*)
- Do you think this news is important to share with other children? (*Yes, try and find these items or draw pictures of them and play this game at home*)

#### 5) Crafts

##### Option 1: Memory verse cards



Children make their own set of memory verse cards that they can stick on the fridge or their door to remember that God gave us His son, Jesus.

##### Option 2: Invitation

Children make an invitation to invite their family to sit down together and break bread together to remember what Jesus did for us. Encourage children to retell the story using the pictures on the invitation.



**NOTE:** Please **do not** break bread with the children at children's church. As leaders our role is to support and partner with parents and so breaking bread should not be done without them.



## Lesson 2: God gives us His unconditional love.

### Main focus for the lesson:

- God's love for us is unconditional. That means God gives us His love, even though we have done nothing to deserve it.
- God's love for us will never stop.

### 1) Memory Verse

- Ephesians 3:18

***“And may you have the power to understand, as all God’s people should, how wide, how long, how high, and how deep His love is.”***

### Idea to teach the memory verse.

*The leader says a part of the verse and the children then respond copying the action. Using a simple version as below makes it easier for them to learn.*

May you understand (Hands on your head)

How wide (Star jump with arms out wide to the side)

How long (Scissor jump with one arm out in front and the other back)

How high (Jump up with hands in the air)

How deep (Hold your nose with one hand and put the other in the air as you pretend to sink down)

Is the love of God! (Jump to standing position with your arms crossed and then arms both up in the air)

### 2) Hands on

#### Object Lesson:

*Take one piece of paper. On the one side draw or print a picture of a person. On the other side of the page write or print the words “God loves me”.*

Did you know that the Bible tells us that nothing can separate us from God's love? (Romans 8:35 – 39) No matter what happens or what choices we make, God will never stop loving us. Why? Because God is love. (1John 4:8)

Imagine that this person is you. *Turn the page over.* And God loves you. Let's all say that together, “God loves me”.

I'm going to try and separate the one side of the paper from the other. Impossible right? In the same way it is impossible for us to not be loved by God! Nothing can separate us from God's love.

#### Game:

#### **What you will need:**

- Music
- Heart stickers or a heart stamp
- A marked off area for the children to return to when the music starts.
- Posters of the different activities or places that the children can relate to. These will be held by leaders and will form an outer circle as spread out as the venue allows.



Before the game begins go through each of the posters and discuss that no matter where they are or what they do, God always loves them! Remind them that God doesn't like the wrong things we do, but He never stops loving us if we do them.

#### Rules of the game

- 1) When the music is playing the children must be inside the inner circle and do the actions to the song.
- 2) When the music stops they will run to a leader that is holding a poster and tell them "God loves me when ..." Completing the sentence depending on what the poster is of. E.g. God loves me when I am playing.
- 3) The leader will then stick one heart sticker on each child that ran to them. The children then run back to the inner circle.
- 4) The next time the music stops the children must run to a different leader.
- 5) Continue until the children are covered with stickers and can easily see that God always loves them.

### 3) Bible Story + Lesson

#### What you will need:

- A brush or comb
- A jar of sand
- Bible

Did you know that God is very big and strong and that He is more powerful than anyone else? How big do you think God is? Do you think He is bigger than you? Do you think He is bigger than Leader 1? Do you think He is bigger than a car? Do you think He is bigger than a mountain?

The Bible tells us in Psalm 95:4

He holds in His hands the depths of the earth and the mightiest mountains.

Wow! God is so big and so strong that He holds all of the mountains and us in His hands. WOW! What a Big God!

Did you know that our big God loves you and me? Even though there are so many people in the world, God is so big and powerful that He knows everyone and everything about each one of us.

He knows what your favourite colour is. He knows who your favourite soccer player is. He even knows how many hairs you have on your head. What? That seems impossible.

*(Show a hairbrush)* I don't know how many hairs I have on my own head. I suppose that I could try and count them. But even if I managed to count them, every day I lose some hairs and every day some new hairs grow! You can see from my hairbrush that today I have already lost some hair. *(Pull out some hair from hairbrush.)*

God knows the number of hairs on my head, and on yours too! He knows everything about you because He made you and He loves you. He knows the things you have done well and He knows the things you have done wrong. And yet He never stops loving you. He knows when you're feeling scared, happy or even angry. And yet He never stops loving you.

Did you know that He loves you so much that He thinks about you ALL the time? Not sometimes or most of the time, but ALL the time.

In the Bible in Psalm 139:17-18 it says:

How precious are your thoughts about me, O God. They cannot be numbered! I can't even count them; they outnumber the grains of sand!

*(Pour some sand)* Do you think we would be able to count all of the grains of sand in this jar? It would take so long and maybe some of them would blow away. I think it would be nearly impossible. Now imagine trying to count all the grains of sand in the world. There is no way we would ever be able to do that. That's how many times God thinks about you. That's how much He cares about and loves you.


#### 4) Review Questions:

- a) How does it make you feel to know that God knows, thinks about and loves you all the time?
- b) Do you have to earn God's love? *(No, God is love. His love does not depend on who we are or what we do.)*
- c) How can you help others know that God loves them too? *(Teach them the lessons we learnt today using sand and a comb, give them a Bible verse or tell them)*

#### 5) Craft

##### Option 1:

On the one side draw or print a picture of a person. Allow the children to colour and decorate the person to look like themselves. On the other side of the page write or print the words "God loves me".



GOD  
LOVES  
ME

Once they have finished their craft, get them to try and separate the one side of the paper from the other. Impossible right? In the same way it is impossible for us to not be loved by God! The children can take their page with them all over the venue, even through an obstacle course. Keep reminding them no matter where they are they cannot be separated from God's love.

# Lesson 3: God gives us the Holy Spirit

## Main focus for the lesson:

- God gives us the Holy Spirit to help us.
- The Holy Spirit gives us gifts that equip us for the good works God wants us to do.
- We need to play our part well.

## 1) Memory Verse

- Acts 1:8

***“But you will receive power when the Holy Spirit comes upon you. And you will be my witnesses, telling people about me everywhere—in Jerusalem, throughout Judea, in Samaria, and to the ends of the earth.”***

### Idea to teach the memory verse.

Divide the children into groups of six or fifteen, depending on the puzzle you are using. Do a relay where each person in the group takes a turn to crab walk to the piles of puzzle pieces. Get them to say the shortened version of the verse, collect one piece and then run back to their team. The next child will then do the same.

Each person in the group then says the verse as they add their piece to build the puzzle. Remind the children that the Holy Spirit gives us power so we can tell others about Jesus. If each of us are made stronger by the Holy Spirit think how strong we can be together and how many more people we could tell about Jesus.



## 2) Hands on

The Bible tells us that the Holy Spirit gives us gifts. These gifts are not wrapped up presents like you might get on your birthday. These gifts are the help and power given by the Holy Spirit to equip the church to help more people love and follow Jesus.

Let's look at these utensils to help us understand why God sent the Holy Spirit to live in us and to give different believers different gifts.

I'm going to have a meal later and so I have these utensils. (A knife, a fork, a spoon and a straw) We know that the knife is for cutting and the fork is for picking up the food that has been cut. We know that the spoon is for eating foods like soup and for stirring. And the straw is for drinking.



Which is the most important utensil that I have? (Let the children answer.) It all depends on what I need it for. How silly it would be if we used the wrong one.

Can you imagine eating cake with a straw? Or cutting a block of cheese with a spoon? Should you eat soup with a fork? And should you drink juice with a knife? (Oooh that last one could be dangerous!)

The Holy Spirit gives us the help and power we need to do what God has planned for us to do. He gives different gifts to different people to help them at that time. Just like no utensil is more useful than another, no gift is more important than another.

And just like we need all of these utensils we need everyone in the church to play their part. When we rely on the power and help that the Holy Spirit gives each of us then together we will have everything we need, no matter the situation.

### 3) Bible Story + Lesson

When Jesus lived here on earth He did many things so that others would know more about God and therefore love Him and praise Him. What can you see Jesus doing in the following pictures?



When Jesus was here He did miracles, He took care of people, He taught people and so much more. He did this to bring glory to God.

Do you think Jesus wants us to bring glory to God too? *Yes. Let's read John 14:12*

John 14:12 I tell you the truth anyone who believes in Me will do the same works I have, and even greater works, because I am going to be with the Father.

Part of God's plan was that Jesus would die for our sins and come alive again so that we could be forgiven. But God also promised that when Jesus went to be with Him, the Holy Spirit would come and live in believers. The Holy Spirit is the one who helps us do the good works Jesus is talking about so that more people will know, love and bring glory to God too.

Acts 1:8 You will receive power when the Holy Spirit comes upon you. And you will be my witnesses telling people about Me everywhere.

The power mentioned here isn't physical strength but help in a way that we could not have done on our own. God gives us the Holy Spirit to be with us all the time, wherever we go, so that through us others can know Him and love Him too.

The early church leaders were finding it hard to do everything Jesus was doing. It looked something like this. Acts 6:1-4

Perform the following skit.

Choose some volunteers and dress them up accordingly.

- Widows.
- Seven men who will have a sign that says, "filled with the Spirit because I believe in Jesus."
- The rest of the class will be the people that need to hear about Jesus.

You will also need three leaders.

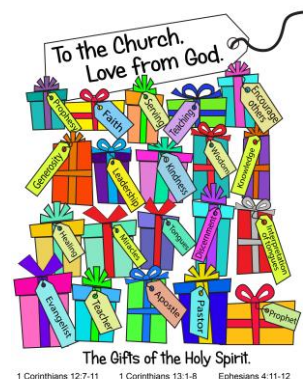
- Leader One will cue the widows to all say, "We need your help".
- Leader Two will cue the rest of the class to say, "Come and teach us".
- Leader Three will run from one side to the other side of the class trying to teach some and serve others. Every time he starts to open the Bible and teach the class, Leader One will say "but you are neglecting the widows, they need your help."

It will eventually end in Leader Three running up and down and helping no one. Leader Three will then say the following:

"I cannot do everything. But God has given us everything we need to do all the things Jesus did. I am going to choose seven people who can help me. They can't be just anyone. They need to be people who believe in Jesus too and so have the Holy Spirit living in them and helping them. Can anyone see people like this?" *Let the class help you find the seven people.*

Now with the help of these seven people they redo the skit and everyone is being taught and helped.

When you choose to believe in Jesus the Holy Spirit comes and lives in you and helps you bring glory to God. The Bible names **some** of the ways the Holy Spirit helps us. (*Show them the picture of all the gifts mentioned in the Bible*) We call these "gifts from the Holy Spirit." Some people He will help them to heal people, others He will help them be good at teaching, others He will make them good at organising things. We don't earn these gifts and they are not to make us more important. We do not become "the healer". Rather these gifts are **given** to us by the Holy Spirit so that together we are equipped to help more people love and follow Jesus the way He deserves.



Together the church, only with the help of the Holy Spirit, will be able to do the good works that Jesus was talking about.

*Note: Rather than trying to explain what each of these gifts are, encourage the children that we can do great things for God because He gives us all the help we need. Encourage them to pray and ask God what He wants them to be doing and then to trust that the Holy Spirit will give them the help/gift they need at that time.*



#### 4) Review Questions

- a) Who gives you the gift or help you need to do things for God? (*The Holy Spirit 1 Corinthians 12:11*)
- b) Why does the Holy Spirit give us these gifts? (*They are for the common good to help each other. (1 Corinthians 12:7) To strengthen the church (1 Corinthians 14:12) and to equip believers so more people can love God. (Ephesians 4:12)*)
- c) Was there a time where you know that that the Holy Spirit helped you to do something for Jesus? (*Children share their testimony*)

## 5) Crafts

### Option 1: Bring the Believers together

Children fold along the outer dotted lines so that they meet with the middle dotted line, bringing the believers together. Explain that we should use the gifts God gives us well so that everyone can bring glory to God.



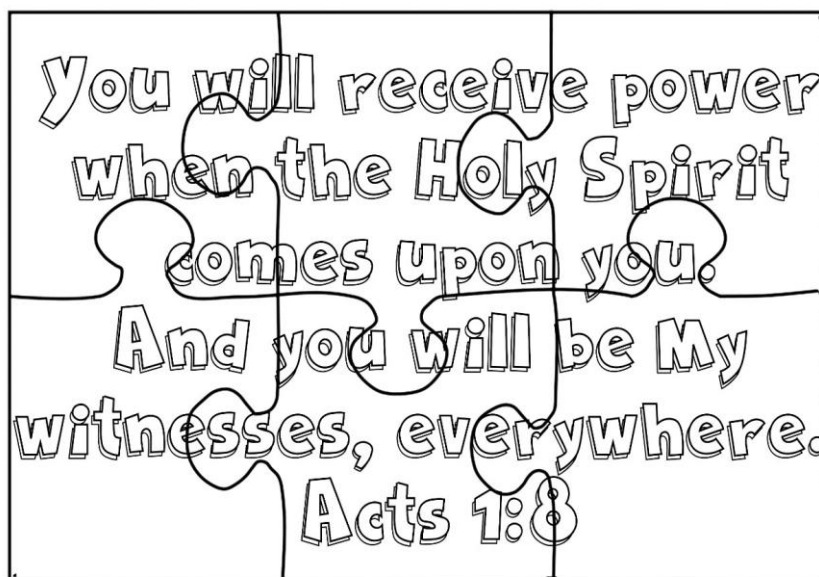
### Option 2: Spoon Characters

Children decorate a bamboo spoon to look like themselves. They can attach the small puzzle verse to remind them to each play their part and use the gifts God gives them.



### Option 3: Verse Puzzle

Children colour and decorate their puzzle. Then they can cut it and take it home to learn the verse and teach it to others too.



# Lesson 4: God gives us the Bible

## Main focus for the lesson:

- The Bible is inspired by God and is given to us to know more about Him and how to live.
- The Old Testament shows that we needed Jesus to come to save us.
- The New Testament teaches us about Jesus' life, death and resurrection, how to live for Jesus and promises He will return.

### 1) Memory Verse

- 2 Timothy 3:16-17

***“All Scripture is inspired by God and is useful to teach us what is true and to make us realize what is wrong in our lives. It corrects us when we are wrong and teaches us to do what is right. God uses it to prepare and equip His people to do every good work.”***

### Idea to teach the memory verse.

Begin by reading the full verse first and then teach them a shortened version.

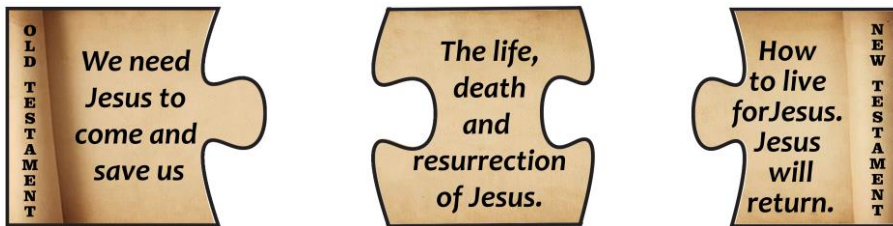
***“All scripture is inspired by God. God uses it to teach and equip us for every good work.”***



In twos the children face each other and clap the words after saying them a few times. You can alter the clapping patterns to suit the age of the child.

### 2) Hands on

You will need these three puzzle pieces cut out so that they can fit nicely together.

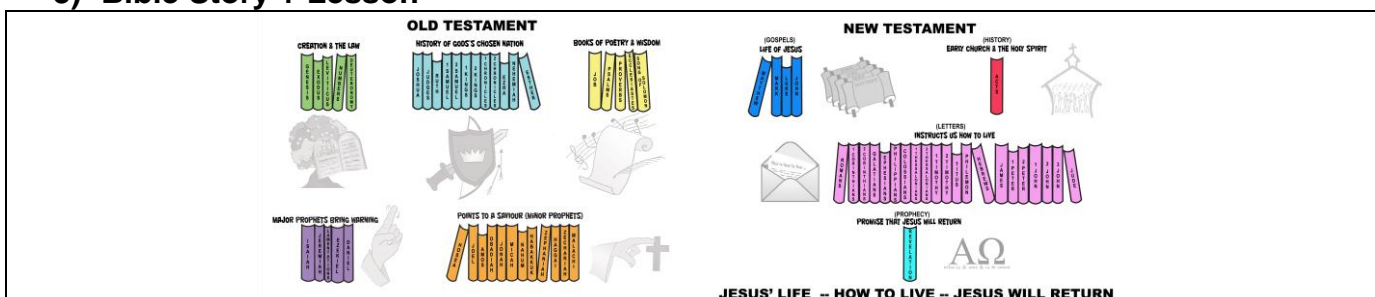


Leader	Why did God give us the Bible?
Puzzle holder 1	Well that is easy.
ALL	<b><i>All three hold up their puzzle piece and say what it says at the same time.</i></b> Puzzle 1: To show that we needed Jesus to come to save us. Puzzle 2: To tell us about the life death and resurrection of Jesus. Puzzle 3: To teach us how to live for Jesus and that He will return.
Puzzle holder 1	What? No. God gave us the Bible so we could see how many times people kept on messing up rather than loving and obeying God like He deserves. The Bible is definitely written to help us see that we all needed Jesus to come and save us.
Puzzle holder 2	Um. The actual reason God gave us the Bible is so we can learn about Jesus' life here on earth, how He died for our sins and is now alive again. Definitely to tell us about the life, death and resurrection of Jesus.
Puzzle holder 3	Well those all sound like great reasons but God gave us the Bible so that we know how to live for Jesus.
Leader	So, who is right? Why did God give us the Bible?
All	<b><i>All keep repeating what is on their puzzle piece</i></b>



Leader	<p>Actually, you are all right. <i>(Take the pieces and read what each says as you stick them up and form the puzzle)</i></p> <p>God gave us the Old Testament. That is the part of the Bible that shows us that Jesus had to come to save us from our sin.</p> <p>God also gave us the New Testament which tells us about Jesus' life, death and resurrection as well as how we should live and promises Jesus will return one day.</p> <p>And together God has chosen every word that needs to be there. It is God's personal message to each one of us.</p>
Puzzle holder 3	Wow, the Bible is so important. I can't wait to spend more time reading it.

### 3) Bible Story + Lesson

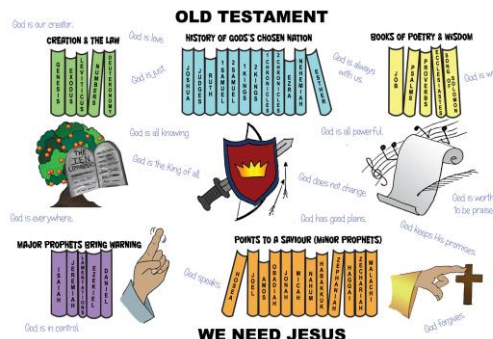


Prepare the scroll before you begin.


- Join the two pages (Old Testament and New Testament) together to make a large scroll which you will unroll as you teach each part.
- Have the pictures laid out. As you describe each section of the Bible let the children guess which pictures help us to remember what they are about. Stick them onto the scroll.

#### Old Testament

The Old Testament tells us how amazing God is. He knows everything. He can see everything that happens, He has power over everything, He is perfect, and He never changes. As you go through each of the sections, with the help of the children, add in attributes about God all over the page.



#### CREATION & THE LAW




The first five books of the Bible start with God creating the world and everything in it and then people choosing to go against God and sin. God then made rules and laws for people to follow so that their sins could be forgiven. The law shows that **we need Jesus** because we aren't able to keep all the rules.

**HISTORY OF GODS'S CHOSEN NATION**



In these twelve books we read the history of God's chosen people and how they disobeyed God over and over again. History shows us that **we need Jesus**.

**BOOKS OF POETRY & WISDOM**



These five books are poems and songs of worship to God by people who loved God and knew how worthy He is to be praised. They sing of the Saviour that would come and remind us that **we need Jesus**.

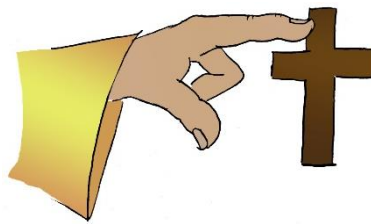
**MAJOR PROPHETS BRING WARNING**



The next five books tell us about messengers God sent to bring a strong warning to His people to stop sinning and follow Him.

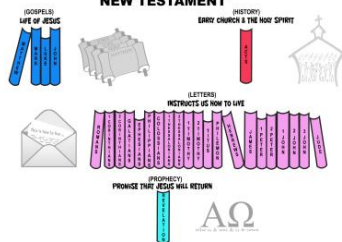
But the people would not listen. They did not realize that they needed God, and they **needed Jesus**.

**POINTS TO A SAVIOUR (MINOR PROPHETS)**



God clearly told us that a Saviour would come and exactly how we would recognize Him. These twelve books remind us that it wasn't just anyone that would come but that **we need Jesus** to come and save us.



**NEW TESTAMENT**








**New Testament**

JESUS' LIFE -- HOW TO LIVE -- JESUS WILL RETURN

**(GOSPELS)  
LIFE OF JESUS**



The first four books of the New Testament are known as the Gospels. Matthew, Mark, Luke and John were men that heard and saw what Jesus did first-hand! They tell us how Jesus came to serve, suffer and save all who believe in Him. **These books tell us of Jesus' life, His death and His resurrection.**

<p>(HISTORY) <b>EARLY CHURCH &amp; THE HOLY SPIRIT</b></p> 		<p>Next is the Book of Acts. This book is filled with History about how the church began and how the Holy Spirit is given to the church to help continue the work Jesus started. The Holy Spirit helps <b>us</b> know <b>how to live for Jesus</b>.</p>
<p>(LETTERS) <b>INSTRUCTS US HOW TO LIVE</b></p> 		<p>To help correct, guide and encourage Christians God inspired some men to write twenty-one letters to different people and churches. We don't know who wrote all these letters but each one of them show how GREAT Jesus is and tell us <b>how to live for Jesus</b>.</p>
<p>(PROPHECY) <b>PROMISE THAT JESUS WILL RETURN</b></p> 	<p><b>Α Ω</b> <i>Who is &amp; was &amp; is to come</i></p>	<p>And finally a glimpse of the grand finale is given in the book of Revelation. We read of Jesus' return and His final victory so we can live with our GREAT KING forever. And what a way to end a perfectly written book than to remind us that God is the ALPHA AND THE OMEGA the first and the last, the one who is, and was and is to come!</p>




#### 4) Review Questions:

- What are some of the things that we find in the Bible? *(Let them use the pictures to try and recap)*
- What is the most important thing you have learnt from the Bible? *(God's love, Jesus dying for us, how to live for Jesus, forgiveness – their personal answer)*
- What is your favourite book, story or verse from the Bible? Explain why?

#### 5) Craft

##### Option 1: Activity Page (Match the columns and Pop Quiz)

**Old Testament  
MAKE A MATCH**

I can find the songs David wrote in this section

**Ruth**

Which POETRY BOOK is missing?

This book is a History book

**PROVERBS**

Which LAW BOOK is missing?

**New Testament  
POP QUIZ**

The book before Colossians is \_\_\_\_\_

There are \_\_\_\_\_ books in the New Testament

\_\_\_\_\_ is the first book of the New Testament


The letters are written to \_\_\_\_\_

The 4 \_\_\_\_\_ tell us about the life of Jesus

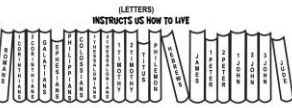
\_\_\_\_\_ is the last book of the New Testament

## Option 2: Activity Page (Match the picture to the books from the Bible)

Stick the pictures by the books to help remind you what each of them are about.



**WE NEED JESUS**



(PROPHETCY)  
PROMISE THAT JESUS WILL RETURN


**JESUS' LIFE -- HOW TO LIVE -- JESUS WILL RETURN**

Stick the pictures by the books to help remind you what each of them are about.



## Option 3: Mini Bible Book

Use the dotted line as a guide to fold the page to make a mini book.



# Lesson 5: God gives us each other

## Main focus for the lesson:

- God gives us each other, we are the church.
- Play your part in the body.
- No matter our abilities we can all encourage someone/each other.

## 1) Memory Verse

- 1 Thessalonians 5:11

**“Encourage each other and build each other up.”**

## Idea to teach the memory verse.

Have the children stand in groups of four or eight. One person starts by saying the first word of the verse and putting their hand in the middle of the circle. Then the next person says the next word and places their hand on top of the first person’s hand. Repeat until the verse has been completed and everyone has one hand in the circle. If there are only four people in the circle, each child can say two words from the verse and use both hands.

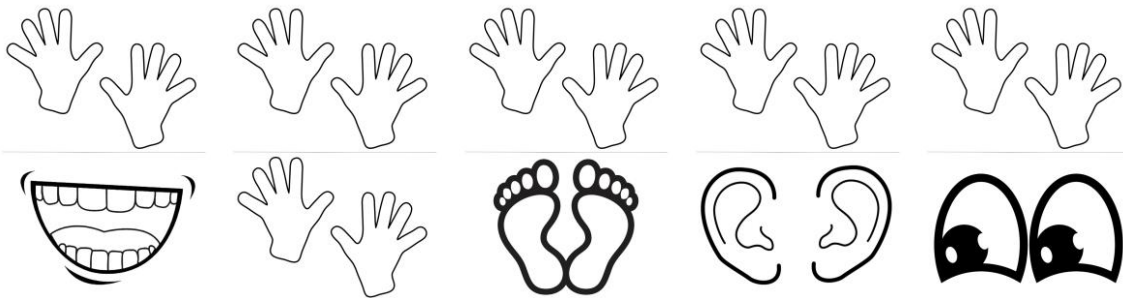


Then when everyone’s hands are in the circle, instead of shouting “GO TEAM” everyone shouts, “God gives us each other!!”

## 2) Hands on

### What you will need:

- Boxes labelled tea and biscuits.
- Body part signs. You will fold them so that the one side is the body they are meant to be and the other the hand.



Main Leader

We have been learning about all the things that God has given the church. Can you name some of them? *(Let them answer.)*

Let’s see if you can work out what else God has given the church. Look left, what do you see? Look right what do you see now? Yes, God has given us each other. And together God wants to use us all to equip others to do His work and to build each other up.

In the Bible God describes all of us as being like one big body. Some of us are the ears, others the eyes but Jesus is always the head of our church body. And if a body is to work like it was created then every part needs to play its part.

	<p>Let's see what this would look like in action. Imagine we want to invite some friends to come and hear more about Jesus.  <i>(Give each leader their sign to show what body part they are but take care to not show the children the other side yet)</i>  <i>Leader one</i> you will be the mouth. I want you to phone and invite everyone to come.</p> <p><i>Leader two</i> you will be our hands. I want you to make some tea and put out the biscuits for me please.</p> <p><i>Leader three</i> you will be the feet. I want you to go and bring all the guests here for me please.</p> <p><i>Leader four</i> you will be our ears. I need you to listen carefully and when anyone knocks on the door please let them in.</p> <p><i>Leader five</i> you will be the eyes. I want you to watch and see if anyone needs help.</p>
	<p><b><i>EACH LEADER COMES FORWARD WITH THE FOLLOWING EXCUSES AND ENDS UP HELPING WITH THE TEA AND BISCUITS. THEY CHANGE THEIR PICTURE TO BE A HAND UNTIL EVERYONE IS A HAND!</i></b></p>
Hand says to mouth	I don't want to make all the tea and biscuits on my own. Won't you come and help me?
Mouth	I was supposed to send out the invites but I can first help with the biscuits and then go. <i>(Changes his picture to a hand)</i>
Feet	It's not fair I got the hardest job! I'd rather be making the tea and biscuits <i>(changes his picture to a hand)</i>
Ears	Oooh I can hear the kettle is on, let me go and see if they need my help with making the tea and biscuits. <i>(Changes his picture to a hand)</i>
Eyes	Falls asleep on the couch. <i>(Take off your picture)</i>
Main Leader	<p><i>(Leaders are carrying huge boxes labelled biscuits &amp; tea)</i>  What happened? Where are all the people? Why are there so many biscuits????</p> <p><i>(Leaders all start to make excuses at the same time mumbling away.)</i></p> <p>Wait a minute. Let me have a look at this body. <i>(Get leaders to stand in a line and main Leader goes to each one and says...)</i>  We have a hand, a hand, another hand, and ANOTHER HAND ...and no eyes. <i>(Eyes can suddenly wake up.)</i>  That's the strangest looking body I have ever seen! No wonder it can't work!</p>
Mouth	I never realised how important every single part of the body is. I think we've learnt that no matter how hard or simple our job is we've got to make sure we each play our part the best we can. Can we try again? Please? <i>(They all go off to do the part they were meant to.)</i>
Ears	Oh I can hear them knocking! We did it team! Everyone is going to be able to hear about Jesus because God gave us each other!

### 3) Bible Story + Lesson

Before the lesson cut the following explanations into strips. Place them in a container and pull one out at a time and discuss if Barnabas played his part in the church.



He gave money to help others

Barnabas sold some of his land and gave that money to the disciples to help the poor people. Acts 4:37 (Go, Barnabas, go!)

He welcomed Paul even though he had done wrong



When the disciples would not let Paul join their mission because they were scared that he would still hurt and arrest Christians like he had before, Barnabas encouraged them to not be afraid because Jesus had changed Paul's life completely. Acts 9:27 (Go, Barnabas, go!)



He encouraged others with his words

Because Barnabas had come with Paul and encouraged the apostles by telling them Paul was now a follower of Jesus, they allowed Paul to move around Jerusalem freely and Paul got to tell many people about Jesus. Acts 9:28 (Go, Barnabas, go!)

He reminded people of God's plans



When the Holy Spirit told Barnabas to travel with Paul to tell others about Jesus, Barnabas went and together they taught a great number of people. Acts 11:26 (Go, Barnabas, go!)



He encouraged others by going with them

Barnabas encouraged the churches to remain faithful to God and to serve Him with all their hearts. Acts 11:23 (Go, Barnabas, go!)

Have you got a nickname: a funny name that you have been given because of something that makes you stand out from everyone else? For example, you could give someone who runs really fast the nickname, "Flash Ferreira". Nicknames should never be hurtful or mean so we need to be kind when we give someone a nickname.

The man in our story today was actually named Joseph but we know him better by his nickname, Barnabas, which means "Son of Encouragement". (Acts 4:36) What kind of friend do you think he must have been to have been given this nickname? *(Allow the children to answer.)*

*(Refer to the container of slips you have prepared before the lesson)* These are some of the other things the Bible tells us about Barnabas. If you think these are good things and that Barnabas is playing his part in the church I want you to do a fist pump and cheer "Go, Barnabas, go!"

- Barnabas sold some of his land and gave that money to the disciples to help the poor people. (Acts 4:37) *(Go, Barnabas, go!)*
- When the disciples would not let Paul join their mission because they were scared that he would still hurt and arrest Christians like he had before, Barnabas encouraged them to not be afraid because Jesus had changed Paul's life completely. (Acts 9:27) *(Go, Barnabas, go!)*
- Because Barnabas had come with Paul and encouraged the apostles by telling them Paul was now a follower of Jesus, they allowed Paul to move around Jerusalem freely and Paul got to tell many people about Jesus. (Acts 9:28) *(Go, Barnabas, go!)*

Why do you think the disciples trusted what Barnabas was saying? *(Let them share their own reason why they would have trusted Barnabas)*

- When the Holy Spirit told Barnabas to travel with Paul to tell others about Jesus, Barnabas went and together they taught a great number of people. (Acts 11:26) *(Go, Barnabas, go!)*
- Barnabas encouraged the churches to remain faithful to God and to serve Him with all their hearts. (Acts 11:23) *(Go, Barnabas, go!)*

Do you think what Barnabas did helped others know about Jesus and helped the church grow bigger? *Yes! Go over the pictures and summaries of the things that Barnabas did.*

Acts 11:24 gives us a clue as to why Barnabas was so good at encouraging others and helping more people hear about Jesus. Listen as I read it to you and see if you can work out why.

"Barnabas was a good man, full of the Holy Spirit and faith." Acts 11:24.

Yes, Barnabas had faith in Jesus and was filled with the Holy Spirit. Because of His faith in Jesus and because of the gifts (help) from the Holy Spirit, Barnabas was able to be generous, He was able to encourage others and he was able to play his part in building up the church just like God had planned. *(Refer to the pictures again explaining that because he had faith and was filled with the Holy Spirit he was able to do these things.)*

Sometimes you may feel that the things you do for Jesus don't really matter. But God gives us each other so that together we can do more for Him. God gave Paul an encouraging friend, Barnabas. Because Barnabas stood up for Paul, Paul was able to use the gifts God had given him to teach and encourage others too.

With the help of the Holy Spirit, Paul wrote many letters that encouraged people to keep telling others about the Good News of Jesus. He also wrote many letters to churches to encourage them to keep following and loving Jesus well. We can read these letters in the Bible and be encouraged too.

Look around at the people God has given you. These are the people you get to build up and encourage. These are the people you get to tell others about Jesus with. These are the people that will encourage you to keep on going when it gets hard. These are the people you can pray for and who will pray for you. You can encourage them the same way that Barnabas encouraged others because you are also filled with the Holy Spirit who will help you. *(Go through the pictures that show the ways they can encourage others.)*

And together, just like God planned, we will be able to build up and encourage others to love Jesus too.



#### 4) Learning outcomes

##### How does this apply to me?


- How can we encourage others? *(Speak kindly and say, "thank you", be generous, welcome people that are new to the church or lonely, we can pray for them, give them a Bible verse that can encourage them, go with them when they are doing something for Jesus.)*
- What would have happened if Barnabas hadn't spoken to the disciples about Paul?
- What do you think Jesus wants you to do to help build up and encourage others?



## 5) Craft

### Option 1: We are all part of God's church

Children go from person to person and get them to write their name in each brick on the building. Help the children find ways that they can encourage and build these people up. A great place to start is to pray for them.



### Option 2: Encourage one another

Children decorate the colour page and fill in names of who they want to encourage as well as ways they can do so.



Be generous and  
give to others

Welcome others  
with love



Encourage others  
with our words

Encourage others by  
reminding them of  
God's plans



Encourage by going  
with them

## Lesson 6: God gives us gifts to serve others

### Main focus for the lesson:

- God gives us gifts and wants us to use them to serve others with love.

### 1) Memory Verse

- 1 Peter 4:10

*“Use whatever gift He has given you in a way that will best serve each other”*

### Idea to teach the memory verse.

Stick up the images of the verse on the wall. First have the children try and figure out what the verse says. Then read the full version to them.



### 1 Peter 4:10

<sup>10</sup> God has shown you His grace in many different ways. So be good servants and use whatever gift He has given you in a way that will best serve each other. <sup>11</sup> If your gift is speaking, your words should be like words from God. If your gift is serving, you should serve with the strength that God gives. Then it is God who will be praised in everything through Jesus Christ. Power and glory belong to Him forever and ever.

Start by repeating the verse as shown in the pictures. Next, remove one or two pictures at a time and have the children repeat the verse again. Continue until all the pictures have been removed.

### 2) Hands on

God wants us to serve others the best way we can. God is very generous. He gives us material things and He gives us talents and He even gives us gifts, which is help from the Holy Spirit, to be able to do so.

What do you think is the best way? Jesus is the perfect example and He served with love. Do you think God wants us to serve others with love? Yes! Loving others is very important to God. Let's watch some skits and decide if the people are serving others with love.

Act out the follow skits to help the children to see the difference between serving and serving with love. Use simple props like glasses, hats etc. to get into character. For fun let the actors “rewind” and do everything backwards and then restart the skit each time.

**Scene 1:**

Teacher	<i>(Comes in carrying a very heavy box of stuff)</i> Hey Paula. Please can you help me carry this stuff.
Paula	Yes, okay. First I need to do some other things. <i>(Teacher stands struggling while Paula is sipping her juice and eating her biscuit. Paula then helps)</i>
Leader	Do you think that was serving with love? <i>(Allow children to answer)</i> But she did help carry the box, wasn't that serving with love? Let's do that again and this time let's see if she is serving with love. ~ REWIND ~
Teacher	<i>(Comes in carrying a very heavy box of stuff)</i>
Paula	<i>(Before being asked to help Paula leaves everything and runs to help.)</i> I can see that you need help let me help you.
Leader	We serve with <b>love</b> when we notice those that need our help and we put them first before ourselves.

**Scene 2:**

Teacher	Class, some of the children have left their lunch at home. Will anyone share some of their lunch with them?
Themba	<i>(First looks to see if someone else will offer instead and shakes his head as if he doesn't want to. Then by accident drops his sandwich on the floor and so now dusts it off and decides it is okay to offer.)</i>
Leader	Do you think that was serving with love? <i>(Allow children to answer)</i> He did give it after all. No, he only gave it when he didn't want it anymore. Let's do that again and this time let's see if he is serving with love. ~ REWIND ~
Teacher	Class, some of the children have left their lunch at home. Will anyone share some of their lunch with them?
Themba	<i>(Before teacher can even finish what she is saying he breaks his sandwich in half and offers to share)</i>
Leader	We serve with <b>love</b> when we give others our best and not the things we don't even want.

**Scene 3:**

Mom:	They are doing a collection and so I got out some of the clothes that don't fit you anymore as well as some of the toys you don't play with.
Tina	<i>(Keeps taking things off the pile until there is nothing left)</i> No, not that one. Not that one. Not that one either. I will only give this one if you buy me a new one.
Leader	Do you think that was serving with love? <i>(Allow children to answer)</i> But she did say her mom could have it if she bought her a new one? Wanting something in return for giving is not doing it out of love but instead trying to gain something for ourselves. Let's do that again and this time let's see if he is serving with love. ~ REWIND ~
Mom	They are doing a collection and so I got out some of the clothes that don't fit you anymore as well as some of the toys you don't play with.
Tina	This is really hard. I love them all so much. But I love people more and so I will give these away. But maybe can I keep this one please?
Leader	We serve with <b>love</b> when we put others' needs before our own and we do it without expecting anything in return.

### 3) Bible Story + Lesson

Elisha was a prophet. It wasn't always easy to do what God asked Elisha to do. He would travel from place to place passing on the messages and warnings God asked him to tell the people in those towns.

Our Bible story today can be found in 2 Kings 4:8-17 (NLT). Let's read it together and decide if the lady in this story is being generous and serving Elisha with love.

<sup>8</sup> One day Elisha went to the town of Shunem. A wealthy woman lived there, and she urged him to come to her home for a meal.

Was she serving with love? Yes, she knew he would be hungry after his long journey and so offered him something to eat.



After that, whenever he passed that way, he would stop there for something to eat.

Was she serving with love? Yes, it says that **whenever he passed that way** she would give him something to eat. Not when it suited her or when she had leftovers. The lady kept on serving him with love.



<sup>9</sup> She said to her husband, "I am sure this man who stops in from time to time is a holy man of God. <sup>10</sup> Let's build a small room for him on the roof and furnish it with a bed, a table, a chair, and a lamp. Then he will have a place to stay whenever he comes by."

Was she serving with love? Yes! Look how generous she was. She didn't only make sure he had somewhere to rest but filled the room with everything he would need.




<sup>11</sup> One day Elisha returned to Shunem, and he went up to this upper room to rest. <sup>12</sup> He said to his servant Gehazi, "Tell the woman from Shunem I want to speak to her." When she appeared, <sup>13</sup> Elisha said to Gehazi, "Tell her, 'We appreciate the kind concern you have shown us. What can we do for you? Can we put in a good word for you to the king or to the commander of the army?'" "No," she replied, "my family takes good care of me."

Was she serving with love? Yes! She wasn't trying to get something in return, she was just being kind and generous. She could have asked him for anything but she didn't.



**14** Later Elisha asked Gehazi, "What can we do for her?" Gehazi replied, "She doesn't have a son, and her husband is an old man."




Was she serving with love? Yes! There was something she wanted. She wanted a baby but she didn't even ask for that. She was really just being kind and generous to serve with love. The servant knew what she would really want and he showed kindness too by asking Elisha for it on her behalf.

**15** "Call her back again," Elisha told him. When the woman returned, Elisha said to her as she stood in the doorway, **16** "Next year at this time you will be holding a son in your arms!"



"No, my lord!" she cried. "O man of God, don't deceive me and get my hopes up like that."

**17** But sure enough, the woman soon became pregnant. And at that time the following year she had a son, just as Elisha had said.



How wonderful is it that even though the woman did not ask for something, God blessed her with it anyway. We don't do things so that God will bless us but it is wonderful to know that God is always kind and generous too.

**4) Review Questions:**


- a) What did the lady's story teach you about being kind, generous and serving with love? *(To consider what others need and then to be generous, to keep on giving and not only when we feel like it, to give without expecting anything in return, to be thankful to God when He is generous and kind to us.)*
- b) Look in the Bible story today and see if you can find the lady's name. Can you believe that she wasn't even named! We need to make sure that serving, being kind and generous is not so that we can get recognition but rather so that people will praise God.
- c) Who gives you everything that you have? *(Everything that we have has been given to us by God. He wants us to use them to love and serve others. When we do they will give thanks to God.)*
- d) How can you serve in love and be generous this week?

**5) Craft**

**Option 1: Memory verse flaps**

Children cut up the pictures, shuffle and try put them in the correct order before sticking them as flaps over the words.

Use whatever gift God has given you to love and serve other people in a way that will best serve each other. 1 Peter 4:10



**Option 2: Serve others**

Children colour in the pictures and add in other ways they can serve others. Add some string or ribbon so they can hang it somewhere to remind them.

## Lesson 7: God gives us His message to tell others

### Main focus for the lesson:

- God wants all of us to tell others about Him.
- God gives some people the gift of telling others about Him.

### 1) Memory Verse

- Ephesians 4:11

***“Now these are the gifts Christ gave to the church: the apostles, the prophets, the evangelists, and the pastors and teachers.” (NLT)***

### Idea to teach the memory verse.

*Note: You may want to teach this after the lesson so that the children know what each of them mean.*

Play broken telephone:

Have the children and leaders all sit in a circle. Have one leader whisper part of the verse into the ear of the child sitting next to them. E.g.: “God gave the church apostles.”

Next, this child has to whisper what he or she heard in the next person's ear. This continues all around the circle until the last person has heard the verse. The last person says the verse out loud.

Shuffle the children and play again this time saying the second gift in the verse. E.g., “God gave the church prophets.”

### 2) Hands On


Play a game of charades where the children try and guess the different ways people have used to send a message.

Sign language  
Smoke signals

Pigeon  
Drums

Phone call  
Letter

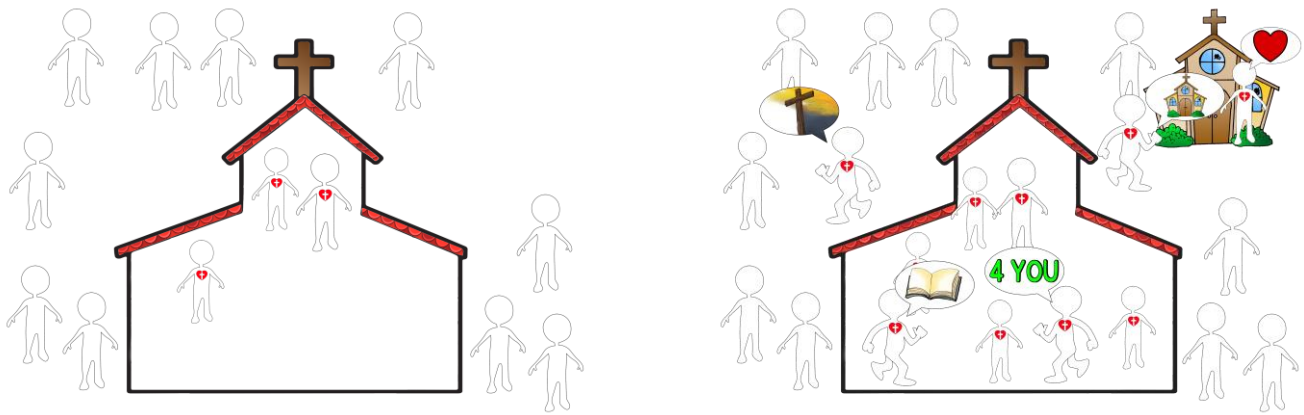
Text  
Song



*The aim is not for the children to get it right but more so that they can see when someone has a message they want to pass on to someone else they will do whatever they can to do so. Even use a pigeon or drum.*

God has given us all the important job of telling others about Him. Thankfully, we don't need to use these methods to tell about the good news of Jesus. We don't even need to know fancy words. We only need a heart full of his love and taking the time to tell someone and God will give us everything we need to help pass on His message.

### 3) Bible Story + Lesson



You will start with your story board as on the left. As you explain the gifts God gives us, you will add the people and the speech bubbles and move them around. Your story board will end up looking like the picture on the right. See this in action on YouTube <https://youtu.be/8QbUaj3X0e4> (God gives His message to tell others)

God loves everyone and God wants everyone to have a close relationship with Him. God even sent His son, Jesus, to die for our sin so we can have this close relationship with Him.

God's church is not a building but rather all the people who believe in Jesus and love Him. If you believe in and love Jesus, then you are part of God's church. You can be close to God right now. (Refer to the church of believers)

God wants all of us to tell others about Jesus so they can be close to Him too. God gives some people in the church gifts to serve others. And God gives others gifts to help them tell people about Him. Let's look at the gifts God mentions in Ephesians 4:11 that help us tell others.

#### **Evangelists:**

Some people do not know about Jesus and so they don't have a relationship with God. (Refer to people without a heart with cross) It is important for every believer to tell them and the Holy Spirit helps us to do this. But God gives some people in His church the gift to be an evangelist. That means God helps them to be really good at telling others about Jesus and how He died to forgive our sins. (Stick the "cross" speech bubble next to someone in the church)



Evangelists go to those who do not know Jesus and pass on God's message. They will help others understand that believing in Jesus is the only way to be close to God. (Move the evangelist to a person who does not know Jesus)

When we tell others we are not trying to convince them to believe. It is God who saves them.


When the person chooses to believe in Jesus they can now be close to God too. (Stick the heart-cross image on the blank person) They are now also part of God's church. (Move this person into the picture of God's church.)

### Pastor:



*(Add the church building and pastor) God gives some people the gift to lead His people that come to meet together. This person is called a pastor. (Refer to the pastor standing by the building where believers meet)*

We can be thankful that God gives us pastors as they help take care of us and help us stay close to God. They remind us of God's love for us and how worthy He is to be loved. *(Stick "heart" speech bubble next to the pastor)*



### Teacher:

The Bible is God's message to us so that we can know God more and know how we should live our lives. Have you ever read something in the Bible and struggled to understand what it means? All of us have. That is why God has given some people the gift to be a teacher of His word.

*(Stick the "Bible" speech bubble next to the teacher)* This means they have the ability from God to understand and explain things from the Bible. We should never stop asking the Holy Spirit to help us understand the Bible ourselves but we can be thankful that God gives us teachers so we can understand the Bible better.



### Prophet:

A close relationship with God means that He speaks to us. One of the ways He does this is by choosing believers to pass on His specific message for you or for a group of people. *(Stick the "4 you" speech bubble next to the prophet)*

These messages may be words, a verse or pictures.



Here are some important things to know about prophetic messages.

- Always pray and ask God to tell you if this message is from Him and what it means.
- It will never go against what the Bible already says.
- Remember that the gift of prophecy is not telling the future! It is God's direct message to tell us more about His plan and will for the situation we might be in and situations that lie ahead.
- It will always bring glory to God and not to a person.
- The Bible tells us that prophetic messages strengthen, encourage and comfort others. (1 Corinthians 14:3)

### Apostle:

Although everyone who believes in Jesus is part of God's church we don't all meet in the same building and so God gives us apostles. These are the people God chooses to send to visit different churches. *(Move the apostle to the church meeting)* God will give the apostles everything they need to help those churches have a closer relationship with Him, to know what the Bible says and to follow the plans God has for them. *(Stick the "church" speech bubble next to the apostle)*



God gives the church everything we need to tell others about Him so they can love and follow Him too.

God equips the evangelists with the message "Jesus is the only way to God" and so more are added to His church and they grow closer to God.



God equips the pastors with the message “Remember the love of God” and so the church grows closer to God.

God equips the teachers with the message “This is what the Bible says” and so the church grows closer to God.

God equips the prophets with the message “This is God’s message for you” and so the church grows closer to God.

God equips the apostles with the message “Follow God’s plans” and so the church grows closer to God.

We can be thankful to God for all the gifts He gives the church. Because of Him we can all have a close relationship with Him.


#### 4) Review Questions

- a) Who gives us these gifts? (*God gives us gifts*)
- b) Why does God give us these gifts? (*God gives us these gifts so that everyone can be close to Him.*)
- c) Who does God give these gifts to? (*Believers in the church so that they will be equipped*)

#### 5) Crafts

##### Option 1: Mini Puzzles

Use the puzzle pieces to recap each of the gifts that God gives us to tell others about Him. Let the children decorate the puzzles before cutting them and trying to match them again.



## Lesson 8: God gives us teachers to teach His truth

### Main focus for the lesson:

- God has given us teachers to help us understand what is true.
- The truth we hear from teachers God has given us should be passed on to others so that they can pass it on as well.

### 1) Memory Verse

- 2 Timothy 2:2

***“You have heard me teach things that have been confirmed by many reliable witnesses. Now teach these truths to other trustworthy people who will be able to pass them on to others.”***

<b>TEACH</b>	<b>THESE TRUTHS</b>	<b>TO PEOPLE WHO WILL</b>	<b>PASS IT ON TO OTHERS</b>
--------------	---------------------	---------------------------	-----------------------------

### Idea to teach the memory verse.

Why do you think God has given some people the gift of being really good at teaching His message of truth? (*Let the children give their answers.*)

Every week we come to church and we listen to someone teach God’s truth. When I listen to the preacher teach from the Bible, what should I do with everything I have heard?

*Read the verse each time you ask the questions below so that they can work out what the answer is.*

What must we do? We must teach these truths. (*Put up the word “TEACH”*)

What must we teach? The truth. (*Put up “THESE TRUTHS”*)

Who should we teach? Trustworthy people (*Put up “TO PEOPLE WHO WILL”*)

What must they then do? Pass these truths on to others. (*Put up “PASS IT ON TO OTHERS”*)

What is this verse telling us to do when we hear someone teach God’s truth? (*Let the children repeat the full sentence.*)

***“Teach these truths to people who will pass it on to others.”***

*Next, have a few Bibles. The person holding the Bible reads or says the shortened verse and then passes it on to someone else. They then continue to do the same until everyone has had a turn.*


### 2) Hands on

Today we are going to learn about truth.

- Truth is what actually happened.
- Truth is not your opinion.
- Truth is not what you would have liked to have happened.
- If you add something it is no longer the truth.
- If you take away something it is no longer the truth.

*Have one of the leaders come dressed in blue jeans, brown shoes and a grey shirt or you can use the picture. Each leader says a statement and the children need to decide if it is true.*

I am going to need your help to decide if what each leader says is true.



Leader 1	The leader is wearing blue jeans, brown shoes and a grey T-shirt. <i>Yes, that is true. It is what actually happened.</i>
Leader 2	I <b>think</b> the T-shirt is not grey it is just dirty. <i>No, that is not true. It is just leader 2's opinion.</i>
Leader 3	I <b>want it to be</b> silver and so I say that it is silver. <i>No, truth is not what we want it to be.</i>
Leader 4	He has silver shoelaces to match his silver shirt. <i>No, if you add something that isn't there it is no longer truth.</i>
Leader 5	He wasn't wearing shoes. <i>No, if you take something away it is no longer truth.</i>

The only way we know if something is true is to test it for ourselves. Each one of you kept looking at the leader to check if the statements were true.

God has blessed the church by giving us teachers. Teachers help teach us what is true. It is important for us to pray, spend time with God, ask the Holy Spirit to help us and read the Bible ourselves to make sure that everything they teach is the truth.

Timothy had heard Paul teach God's truth many times. What did Paul tell Timothy he must do with what he had learnt?

2 Timothy 2:2

"You have heard me teach things that have been confirmed by many reliable witnesses. Now teach these truths to other trustworthy people who will be able to pass them on to others."

He must teach others!

What should he teach them? Should he teach his opinion? Should he teach what he wants it to mean? *(No, he should teach the truth.)*

Who should he teach? *(Trustworthy people who will be able to pass it on.)*

God has blessed us with teachers in the church who can explain what the Bible means and teach us what God is saying. We need to pass on these teachings to other people so that everyone can know the truth about God too.

### 3) Bible Story + Lesson

Philip teaches the Ethiopian man (Acts 8:26-40)

As you read/tell the story, hold up the pictures. Tell the children that they need to listen carefully as you might just say something that is **not true!** If what you say is different to what is shown in the picture they must say "TEACH WHAT IS TRUE". You will then correct what you have said by reading the sentence again but this time reading what is written in bold.



A little while after Jesus had gone up into heaven, **\*\* a young girl\*\*** (This is where the children will call out **“TEACH WHAT IS TRUE”**)

(An angel of the Lord) told Philip to go to a place on a dusty desert road that went south to Africa.



There Philip met a man from Ethiopia who was sitting **\*\*on a motorbike\*\*** (in his chariot)

The Ethiopian really wanted to know God.



The Ethiopian was **\*\*eating a banana\*\*** (reading what the prophet Isaiah had written.) It was the part telling how Jesus would die.

Philip heard what he was reading and asked him “Do you understand what God’s message is saying?”

“No, how can I unless someone teaches me” the Ethiopian said and insisted Philip teach him what it meant.



**\*\*Philip said “no” and left\*\*** (Philip told the man the good news about Jesus)

The Ethiopian listened to what Philip was teaching him and now understood that Jesus had died so all sins could be forgiven.


Jesus had saved him from his sins!



As they were travelling along they came to some water.

The Ethiopian wanted to show what Jesus had done for him and so he would let nothing stop him from **\*\* taking a bath \*\*** (being baptized.)

Philip agreed and baptized him.



The Ethiopian went **\*\*to sleep\*\*** (back to his home country in Africa.)

He remembered the truth that Philip had taught him, and he shared it with many so they could know the truth too.

Did you know that the Ethiopian church (group of believers) is still there today!

Philip had taught the man the truth that Jesus died and came alive again to save us from our sin.

The Ethiopian then went home and taught others the truth that Jesus died and came alive again to save us from our sin.

And today you learnt the truth from their story that Jesus died and came alive again to save us from our sin.

So what do you think you should do? What did our verse say we should do?

2 Timothy 2:2

Now teach these truths to other trustworthy people who will be able to pass them on to others.

Yes, we should TEACH WHAT IS TRUE! Jesus died and came alive to save us from our sin!

#### 4) Review Questions:

- What did the Ethiopian man do when he didn't understand the Bible? *(He asked for help. We can be thankful that God has given the church teachers that can help us understand what He is telling us.)*
- What can you do to know what the truth is? *(Read the Bible, go to church, pray, rely on the Holy Spirit, ask someone trustworthy to help teach you the truth.)*
- Why is it important to know the truth and to pass it on to others? *(So that we can know, love and follow Jesus the best way we can.)*

#### 5) Craft

##### Option 1: Activity page

Change these pictures to make them true.

Draw in what is missing

A chain of 10 links



An ice cream A parachute A star shape



Cross out what is wrong (X)



A kettle A car A clock




A rabbit A snail

If we add or take away from God's truth it is no longer true! Make the verse Psalm 25:5 true.

Lead me by Your **truth** and **teach** me,  
for You are the God who saves me.  
All day long I put my hope in You.


Children complete the activity page and learn that if we add or take away it no longer becomes true. We need to teach others exactly what God's message of truth is.

##### Option 2: Build the Bible verse to be true



##### Option 3: Truth Scroll

Students write Bible verses or truths from the Bible that they want to teach to others. Attach them to kebab sticks to make a scroll.



## Lesson 9: God gives us leaders

### Main focus for the lesson:

- Leaders teach us the word and their lives are an example of how to have faith in God.
- Good leaders let God direct them, love God and are given the gifts they need from God to be a good leader.
- We need to submit to, pray for and honour our leaders.

### 1) Memory Verse

- Hebrews 13: 7

**“Remember your leaders who taught you the word of God. Think of all the good that has come from their lives and follow the example of their faith.”**

Play a game of follow the leader repeating a simplified version of the verse:

**“Remember your leaders and follow the example of their faith”.**

As the leader walks around the venue, add in some actions:

- Hands together (praying hands)
- Hands up (worshipping)
- Hands open (like holding a Bible)
- Any other actions.

### 2) Hands On

#### Option 1:

#### What you will need:

- A pencil
- A piece of paper

This is Mr Pencil. Say “Hello Mr Pencil.”

Mr Pencil is going to help show us what a good leader needs to be like.

Mr Pencil, please can you draw us a picture for us to copy. Um? Mr Pencil, why are you just lying there? We need you to lead us and show us what we need to draw.

Children, why is Mr Pencil not doing anything? *(Allow them to answer)*

Ah, yes. A hand needs to direct the pencil before it can do anything.

Thank you Mr pencil, you have taught us the most important thing about a leader!

**A leader needs to be directed by God.** Leaders need to rely on God, read His word, spend time in His presence and follow what God tells them to do. As they allow God to lead them, leaders then guide us too. When a good leader is led by God what should we do? *(Follow and obey them.)*

**GOOD  
LEADERS  
LET GOD  
DIRECT THEM**



What part of Mr Pencil is the most important? Is it more

important that the outside is all pretty and has a nice design or is it the inside of the pencil that is important? *(Allow them to answer)*

Yes, it is the inside that matters. You can't draw anything with the outside. *(Demonstrate).*

Mr Pencil has done it again! He has taught us something else important about a leader!

**A leader needs a good heart.** When God sent Samuel to choose the next king they thought it would be one of the tall, strong men. They didn't think God would choose a small boy who was looking after sheep. But God said to Samuel "People judge by the outward appearance, but the Lord looks at the heart." (1 Samuel 16:7) God chooses leaders that love Him and trust Him. These are the leaders that will help others love and trust Him too. What can we do to help leaders have a good heart? We can pray for them, encourage and help them and not cause trouble for them.


**GOOD LEADERS  
HAVE A  
HEART THAT  
LOVES GOD**



So now that Mr Pencil has a hand to lead him as well as a good inside, do you think he will be able to show us what we need to draw? (*Allow them to answer then pick up the pencil and draw a picture of a gift.*)

Yes, look at Mr pencil go! Mr Pencil has done it again! **Good leaders have been given gifts by God** so that they have everything they need to be good leaders. And **good leaders are a gift from God!**

**GOD GIVES  
LEADERS WHAT  
THEY NEED**



God gives us leaders in the church to help teach us what the Bible says, to be a good example of how to live for God and to follow their example of faith.

Do you know what you are supposed to draw? *Yes, a picture of a gift.*

Now if a little pencil can lead us to know what to do, how much more can a leader chosen and equipped by God show us how to live. Thank you God for giving us good leaders!

### **Option 2:**

Arrange with one of the elders to visit Children's church. They can share their testimony about how God called them to leadership and what leading is like for them. Allow the kids to ask questions and encourage the elder to talk a bit about what he does both as an elder and in his personal life. Ask him for some ways they can pray for him.

### **3) Bible Story + Lesson**

Today we are going to look at how God gives us leaders. A good leader is not someone that bosses everyone else around or makes them do what they say.

(*Do the hands on lesson with Mr Pencil*) A good leader is someone that is directed by God, has a heart that loves God and has been given everything they need to be a good leader. These leaders have been given to the church by God.

The Bible is filled with leaders that God gave to the church. Let us look at three of them.

#### **God gave them Moses**

The Israelite people had been made slaves in Egypt. That meant they were not free to do what they would like but rather they had to work very hard and were beaten and treated very badly.

Do you think they need someone to help them? *Yes!*

God saw how they were suffering and He heard their prayers asking Him for help.

God chose Moses to lead them out of Egypt. Moses would be a good leader because he

- Would let God direct him.
- He had a heart that loved God.
- Even though he didn't speak very well, God would give him everything he needed to lead the people to safety.

God gave the people Moses and with God's help the people were led out of Egypt to safety. Thank you God for sending leaders to help us.

### **God gave them Daniel**

The Babylonians did not know God. If you do not know God can you love and follow Him? No. Do you think they needed a leader to show them who God is? Yes.

So God gave them Daniel to lead the people through his example.

Daniel was a good leader because:

- Others tried to make him do the wrong things like they were doing but even if it meant he would be thrown into a den of lions, Daniel followed God's directions.
- Daniel had a heart that loved God more than himself.
- And God gave Daniel everything he needed to be an example of faith. God protected Daniel.

Daniel's good example of faith led the people to know God. Let's read what they now said.

"For He is the living God and He endures forever; His kingdom will not be destroyed, His dominion will never end. He rescues and He saves; He performs signs and wonders in the heavens and on the earth. He has rescued Daniel from the power of the lions" (Daniel 6:26-27).

Thank you God that you give us leaders as examples of how to live for you.

### **God gave them David**

The people wanted a king and God gave them King Saul. Saul was a good leader but then he stopped letting God direct him, he started to love himself more than he loved God and so God stopped giving him everything he needed. Do you think the people needed a new leader? Yes.

So God chose David. David would be a good leader and king because:

- He let God direct him.
- When everyone thought a good leader was someone big and strong, God saw David's heart. He knew David trusted Him enough to fight a giant even though he was a little boy and He knew David loved Him more than anything else.
- God gave him everything he needed.

Thank you God for leaders who show us how great you are.

Do you think God can use you as a leader right now? Yes. Remember a good leader is not someone that bosses everyone around and makes them do what they want. A good leader shows others who God is so they can love and follow Him too. When you get older maybe God will also choose you to lead a church, lead your family or even lead the country. Your example helps lead others to know and love Him. So in everything you do remember to:

- Let God direct you.
- Have a heart that loves God.
- Rely on God to give you everything you need.

Thank you God that you can use us to lead others to know and love you.




#### 4) Review Questions

- a) How can you lead others? (*Whatever you are doing for God ask someone to come and do it with you.*)
- b) What can we do to help our leaders? (*If you have time look up each verse with the children for them to see how they should support their leaders.*)
- 1 Thessalonians 5:12-13 tells us to honour and love our leaders.
  - Hebrews 13:17 tells us to obey our leaders and do what they say. If they are following God, and we can confidently listen to them and follow them.
  - 1 Timothy 2:1-2 tells us to pray for them. (*Honour them, love them, obey them and pray for them*)

#### 5) Crafts

##### Option 1: Letter to or picture for a Leader

Using the paper provided, let the children write a letter to an elder, deacon or leader at church or children's church. They can write some encouraging words, a Bible verse, draw a picture or even just say thank you to them for what they do. Help the children where possible to get these letters to the leaders.



##### Option 2: Pencils

Children decorate a toilet roll inner to make it look like a pencil so that they can remember what a good leader should be like.



# Lesson 10: God gives us our story

## Main focus for the lesson:

- God is part of each of our stories.
- God wants us to share our story with others so that they can love God like we do too.

## 1) Memory Verse

- Mark 5:19

***“But Jesus said, “No, go home to your family (friends), and tell them everything the Lord has done for you and how merciful He has been.”***

## Idea to teach the memory verse.

Jesus had just healed a man and the man was so happy that he came to Jesus and begged to go with Jesus. Jesus had a different job for the man to do. Jesus wanted the man to tell his story and what God had done. Jesus wants you to tell others your story too!

Every time the children say **“Jesus said ‘Go home to your friends and tell them everything the Lord has done for you’”** the leader will blow a puff of air into a balloon.

Keep going until the children tell you to stop. Some will want you to blow until it pops but do consider little children who are afraid of the big bang.

## 2) Hands on

*This activity helps the children re-cap what they have learnt this term as well as see what God has added to their story.*

*Children search for and collect **any** ten cards hidden around the venue and quickly return to where the leader is standing. Once everyone comes back discuss each card to see what they have learnt and what God has personally shown them about Himself.*



Now that you have ten cards, let's see what we have learnt this term. *(Refer to the poster.)*

### 1. God gives us Jesus.

What does this tell you about God? *(He loves us, He forgives us, He is generous etc.)*

If you have extra “God gives us Jesus” cards, you may now stand up and find someone who doesn't have this card and give it to them. When you give it to them say “God gives us Jesus”

### 2. God gives us His love.

What does this tell you about God? *(We can trust Him. He knows what is best for us because He loves us.)*

If you have extra “God gives us His love” cards, you may now stand up and find someone who doesn't have that card and give it to them. When you give it to them say “God gives us His love”.

### 3. God gives us the Holy Spirit.

What does this tell you about God? *(He is always with us, He gives us everything we need, He is our helper.)*

If you have extra “God gives us the Holy Spirit” cards, you may now stand up and find someone who doesn't have this card and give it to them. When you give it to them say “God gives us the Holy Spirit”.

Continue in the same way going through each of the cards one by one until every child has a full set.

4. God gives us the Bible.
5. God give us each other.
6. God gives us gifts to serve.
7. God gives us His message to teach others.
8. God gives us teachers to teach what is true.
9. God gives us leaders.
10. God gives us our story.

Children will use these cards they have collected to complete their craft.

### 3) Bible Story + Lesson

Our testimony is our story of what we personally know and experience about Jesus and what He has done for us. My story is different to your story. But in all of our stories there is one thing that is the same. God is the main character of everyone's story.

God wants us to share our story with others so that they can love Him like we do. One way that can help us tell our story is about always asking ourselves "and what was God doing?". Every time you see me hold up this question mark I want you to say, "**and what was God doing?**"



We are going to tell our friend our story. And we are going to listen to theirs too.

*Divide the children into pairs or small groups. It will be easier for children to know what to do if you demonstrate with another leader as you go along.*

- 1) Tell your friend when you were born.

*Leader first demonstrates:*

Leader 1	I was born on the 28 <sup>th</sup> of June.
Leader 2	I was born on the 9 <sup>th</sup> of September.

*Once they have each had a turn to tell their story to their friend hold up the question mark and everyone will say "**and what was God doing?**"*



God was part of your story right from the beginning. The Bible says He was there when you were being made inside your mom's womb. So now tell your friend again about when you were born but this time make sure you include God into your story.

Listen if God is in our story.

*Leader first demonstrates:*

Leader 1	I was born on the 28 <sup>th</sup> of June and God was the one who made me.
Leader 2	I was born on the 9 <sup>th</sup> of September and God made me too.

- 2) Tell each other something you are good at.

*Leader first demonstrates:*

Leader 1	I am good at teaching
----------	-----------------------

Leader 2	I am good at sport
----------	--------------------

*Once they have each had a turn to tell their story to their friend hold up the question mark and everyone will say “and what was God doing?”*



The Bible says that God made you to do good things for Him and that He has a plan for us. God is again part of our story. We can't leave Him out! Listen and see how God is part of our story too.

*Leader first demonstrates:*

Leader 1	I am good at teaching and God made this way so I can do it for Him.
----------	---

Leader 2	I am good at sport and God made me this way as part of His plan.
----------	--

Now retell your story to your friend and keep God in your story. He is the main character after all.

3) Tell your friend of a time you broke the rules.

*Leader first demonstrates:*

Leader 1	I drove my car faster than the rules say I can
----------	--

Leader 2	I told a lie so I wouldn't get in trouble.
----------	--

*Once they have each had a turn to tell their story to their friend hold up the question mark and everyone will say “and what was God doing?”*



While you were doing this wrong thing, God was loving you! In fact, God never stops loving you. The Bible tells us that while we were sinners God gave us His son, Jesus, to die so our sins could be forgiven. Wow how great is God's love for us. Do you think we should add God's love for us to our story?

Listen carefully and see if we are keeping God in our story?

*Leader first demonstrates:*

Leader 1	I drove my car faster than I am allowed but God never stopped loving me.
----------	--

Leader 2	I told a lie so I wouldn't get in trouble and God forgave me even though I didn't deserve it.
----------	---

Now you try and add God to your story.

4) Tell your friend of a time when you were scared.

*Leader first demonstrates:*

Leader 1	I was scared when my son was really sick.
----------	---

Leader 2	I was scared when we had to drive in the big storm.
----------	---

*Once they have each had a turn to tell their story to their friend hold up the question mark and everyone will say “and what was God doing?”*



While you are scared the Bible tells us that God is with us and He will protect us. It also says that God always hears our prayers. I know these things are true! I am going to add this to my story!

*Leader first demonstrates:*

Leader 1	I was scared when my son was really sick and God heard my prayers.
Leader 2	I was scared when we had to drive in the big storm and God was there protecting me.

Now you try and add God to your story.

5) Tell your friend what you learnt this term.

*Leader first demonstrates:*

Leader 1	I learnt that it is good to serve others.
Leader 2	I learnt that God wants me to tell others about Jesus.

Once they have each had a turn to tell their story to their friend hold up the question mark and everyone will say **“and what was God doing?”**



While you were learning everything this term, God was there changing your heart, showing you more about Himself and adding to your story so you can share it with someone else.

*Leader first demonstrates:*

Leader 1	I learnt that it is good to serve others and that God is very generous.
Leader 2	I learnt God wants me to tell others about Jesus and God helps me to do this.

When someone asks you what you do today or how you are feeling or how was your holiday, remember to first ask yourself **“and what was God doing?”** and then include God in your story.

*Here is a summary to use as guide.*

<b>Your story</b>	<b>What was God doing? (God is part of your story)</b>
When were you born?	God was making you in your mom’s womb.
What are you good at?	God made you this way to do good things for Him. He has a plan for you.
When did you break the rules?	God was loving you. He never stops loving you and gave you Jesus so you can be forgiven.
When were you scared?	God was with you, listening to your prayers and protecting you.
What did you learn this term?	God was changing your heart and showing you more about Himself. God was adding to your story.

#### 4) Review Questions:

- Is there any part of your story that God is not part of? *(No! God has been a part of your story from the moment you were made right to this very second.)*
- Do you think God wants us to include Him when we tell our story to others? *(Yes, He is the main character after all. Can you imagine a superhero story without mentioning the hero?)*
- What is your story? *(Let the children practice sharing their story that they are able to share with others.)*

#### 5) Craft

##### Option 1: My Story

Children use the cards they collect from the hands on game to build their craft. They will then write or draw their story. Remind them that God is always part of their story.

