

Quack Quack Craft!

Identity in Christ

Lesson Idea:

The Bible is filled with things that God says about us and the identity that He has given us in Christ. We need to spend time looking at all those things so that we can confidently know, "Who God says I am".






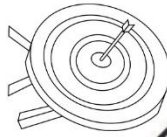


Items needed per child:


- "Quack Quack" craft PDF

Craft making instructions:

Link to video demonstration: <https://youtu.be/N3zEezO7QF8>

1. First make sure you are working with a square piece of paper. Cut it if necessary. Little ones may need your help following the folding instructions.
2. Fold on the diagonals so that you have four triangles.
3. Fold each corner towards the middle.
4. Now turn over the square.
5. Again, fold the corners to the middle of the square.
6. Now pull out the corners to make pockets for your fingertips to fit into.

<p>I AM?</p>	<p>6</p>  <p>God says i am His child.</p> <p>Gal 4:7</p>	<p>5</p>  <p>God says i am a masterpiece.</p> <p>Eph 2:10</p>	<p>SAY</p>
<p>7</p>  <p>God says i am made in His image.</p> <p>Gen 1:27</p>	<p>God says i am made in His image.</p> <p>Gal 4:7</p>	<p>God says i am a masterpiece.</p> <p>Eph 2:10</p>	<p>4</p>  <p>God says i am loved.</p> <p>Eph 3:18</p>
<p>8</p>  <p>God says i am chosen.</p> <p>1 Pet 2:9</p>	<p>God says i am chosen.</p> <p>1 Pet 2:9</p>	<p>God says i have a purpose.</p> <p>Eph 2:10</p> 	<p>3</p>
<p>WHO</p>	<p>1</p>  <p>God says i fit in.</p> <p>Eph 4:20</p>	<p>2</p>  <p>God says i belong.</p> <p>Eph 4:19</p>	<p>DOES GOD</p>



How to use the “quack quack” craft:

1. Start by saying “Who does God say I am?” opening and closing your fingers with each word.
2. Next choose a number from the inside layer that you stop on. Open and close your fingers again counting up to the number you chose.
3. Lastly choose another number and open it up to reveal the picture and the verse. Read out who God says you are.