

I AM A CHILD OF GOD



Contents:

Letter to Leaders.....	3
Lesson 1: God is a good Father, have you chosen to be His child?	4
Lesson 2: God is speaking, are you listening?	8
Lesson 3: God is your Shepherd, have you chosen to follow Him?	12
Lesson 4: God is your creator, are you ready to be who He created you to be?	16
Lesson 5: God calls you and equips you. Are you ready to go?	20
Lesson 6: God is your provider, do you trust Him?.....	25
Lesson 7: God is forgiving, are you ready to say sorry?	28
Lesson 8: God loves you. Do you love others?	32
Lesson 9: God is with you. Are you spending time with Him?	35
Lesson 10: God keeps His Promises, let's worship Him!.....	38

I AM A CHILD OF GOD

© Cornerstone Church Johannesburg
Revised 2024

This curriculum, including its media pack and booklet are licensed under a Creative Commons Attribution-NonCommercial-ShareAlike 3.0 Unported License.

This means that this work may be copied and distributed freely as long as the work is credited to Cornerstone Church and that the work is never sold in any way or form. This work cannot be used for commercial purposes.

The work may also be altered or adapted, provided that it is made clear that the alteration or adaptation is not part of the original work and not endorsed by Cornerstone Church Johannesburg, unless the work is endorsed which would be agreed upon with Cornerstone Church Johannesburg.

If you alter, transform, or build upon this work, you may distribute the resulting work only under the same or similar license to this one.

See the details of this Creative Commons license at
<http://creativecommons.org/licenses/by-nc-sa/3.0/>

Scripture references are taken from:

Holy Bible, New Living Translation, copyright © 1996, 2004, 2015 by Tyndale House Foundation. All rights reserved.

HOLY BIBLE, NEW INTERNATIONAL VERSION®. NIV®. Copyright © 1973, 1978, 1984 by International Bible Society. Used by permission of Zondervan. All rights reserved worldwide.

The Holy Bible, English Standard Version® (ESV®) © 2001 by Crossway, a publishing ministry of Good News Publishers. All rights reserved.

All artwork is created in house or found on one of the following free image websites:

<https://www.freebibleimages.org/>

<https://christiancliparts.net>

<https://www.freepik.com/> Copyright © 2010-2023 Freepik Company S.L.

All rights reserved.

Letter to Leaders

In this series we want to give children insight into what it really means to be a **“Child of God”**. The aim to do this is by looking firstly at who God is and then personalising this to how we should live accordingly with a question.

E.g. God is a Good Father, have you chosen to be His child? Let’s explore who God is. When we know all that, He has done and is still doing, our decision to call ourselves a **“Child of God”** is an easy one.

This series also has a kids booklet available that the children are able to take home and work through so that they have time to reflect on all these questions.

A great place to start preparing as leaders, is to consider what knowing that you are a **“Child of God”** means to you and how it has changed your life.

Lesson 1: God is a good Father, have you chosen to be His child?

Main focus for the lesson:

- God is a good father.
- Have you chosen to be His child?
- John 1:12 tells us if we believe and accept Jesus we become children of God.

1) Memory Verse

- John 1:12

“All who believed Jesus and accepted Him, He gave the right to become children of God.”

Idea to teach the memory verse.

What do you have to do to become a child of God?

Read the verse from the Bible and get the kids to repeat it a few times using actions to help them remember it. You can start with one child saying it and then tagging in another and then another until the whole class is saying and doing the actions together.

All who (spin while pointing out)
Believed (hands on head)
Jesus (hands out like cross)
And accepted him (bring hands in like a big hug)
He gave the right (put arms out with hands facing up)
To become (jump to the side)
Children (slide hands from head to toes)
Of God (hands up)

This verse very clearly tells us what we need to do to become a child of God. Can you work out what it is?

Ask:

Do I become a child of God by rejecting Jesus? NO
Do I become a child of God by just hearing Jesus? NO
Do I become a child of God by just going to church? NO
Do I become a child of God by being good? NO

The only way to become a child of God is by BELIEVING AND ACCEPTING JESUS!

2) Hands on

I want you to think of a father, it can be your father or a grandfather, an uncle or even a famous father you know.

I am going to say something about a father and if it is true for the father you are thinking about, I want you to stand up. If it's not true about the father you're thinking of I want you to sit down. Let's start:

- My father has blonde hair.
- My father is tall.
- My father likes to ride his bicycle.
- My father doesn't like cheese.
- My father loves sport.

- My father dances well.
- My father is a fire fighter.
- My father sometimes shouts.
- My father sneezes loudly.
- My father has two daughters.
- My father sings very well.
- My father likes to draw.

Well I think it is quite easy to see that no father is exactly the same as another father. Some of them might be similar but some are completely different. So, if I had to explain what a father is, it would probably be very different to what you would say a father is.

So, when it comes to trying to understand what it means when God says He is our father we can't use what we know about a father for two reasons:

- 1) Because we have just seen that our fathers are all different
- 2) Some of us may have really great dads but not one of them is perfect.

There is no other father like God. He is the perfect father. He has never sinned not even once. The only way we can find out about what it means that God is the *good perfect Father* is to spend time with Him.

The more you read the Bible, pray to God, trust Him for things and listen to what He is saying the more you will know about who He is.

3) Bible Story + Lesson:

I am going to tell you about a Father and I want you to decide if you would want Him as your father.

So this father thinks about His children all the time. So much so that you can't even count how many times He thinks about them. He thinks about His children more than there are grains of sand. I don't think I could count how many grains of sand are in this bucket, and definitely not in the desert, let alone in the whole world. But this father not only can count all the grains of sand but that is how much He thinks of His children. I like it when someone is thinking about me ... would you like a father that thinks about you this much?



How precious are your thoughts about me, O God. They cannot be numbered!

18 I can't even count them; they outnumber the grains of sand!

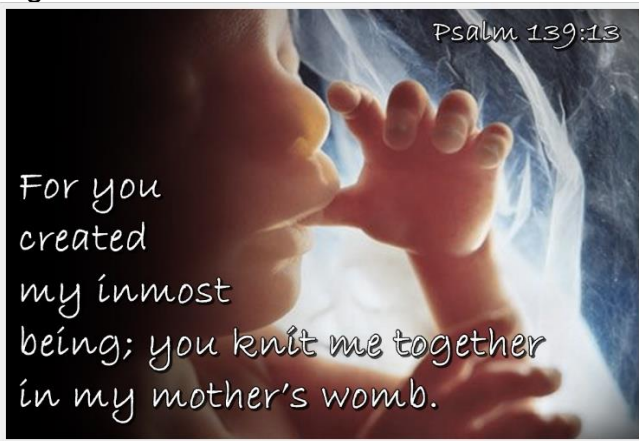
Psalm 139:17-18

This father also knows all the hard times you have gone through, it is like he has stored up all your tears in a bottle. But not only that, He is there to comfort you all the time.

You keep track of all my sorrows. You have collected all my tears in your bottle. You have recorded each one in your book. Psalm 56:8



This father knows the amount of hairs on your head. I don't even know that and it's my head. And before you were even born He saw you and was putting each delicate part of you together.



Matthew 10:30 And the very hairs on your head are all numbered.

You made all the delicate, inner parts of my body and knit me together in my mother's womb. Psalm 139:13

You saw me before I was born. Psalm 139:16a

This sounds like a great father doesn't it? Have you worked out who I am telling you about? Yes, these are all verses from the Bible that tell us about God.

Isn't it amazing to think that God, who created the whole world and is so great that He even holds it in His hand, would think about us and that He would know every detail about us, even if one hair falls out when we are brushing or combing it. And isn't it even more amazing that this amazing King and Lord over all, would want us to be His children. I mean I understand maybe His servant or His slave, but His child? Wow what a privilege.

So if God is this amazing Father, how do I become His child?

Do I have to pay something, give something up, be really good, go through some training maybe? The best place to find the answer is in the Bible – it is God's message to us after all.

John 1:12 tells us ... (you can do the memory verse activity here)

¹² But to all who believed him and accepted him, he gave the right to become children of God.

The only way to become a child of God is to believe that Jesus is God's son who died and then came alive again so that your sins could be forgiven. Once you believe that and choose Him as your King - then you are a child of God. If you believe and have accepted Him I want you to shout it out as loud as you can: **"I AM A CHILD OF GOD!"** Wow, did you hear what you just said. Isn't that amazing?

This term we are going to learn more about God as our Father and what it means for us as His sons and daughters. We won't be learning all this so we can know more, we are learning it so we can change how we see God and how we see ourselves, and even more importantly how we live. So open your ears, your minds and most importantly your hearts children of God!

4) Review Questions


- a) How do you become a child of God? (John 1:12 – believe and accept Jesus)
- b) Is God like other fathers? (No, He is a perfect father that has never ever done anything wrong)
- c) Can God stop being my father? (Never, not even if you are super naughty. He stays your dad forever and never stops thinking, loving, knowing and comforting you)
- d) What is something you love about God your Father?

5) Craft

Option 1: I am a child of God card

I AM A CHILD OF GOD

My name is _____



← This is what
I look like

God is a good
Father because...

As a child of God
I can ...

I like knowing
that God...

**All who believed Jesus and accepted Him,
He gave the right to become children of God. John 1:12**

Lesson 2: God is speaking, are you listening?

Main focus for the lesson:

- God speaks to us.
- We need to hear, listen and obey what God is saying to us.

1) Memory Verse

- 1 Samuel 3:10b

“And Samuel replied “Speak, for your servant is listening.”

Idea to teach the memory verse.

This is better done after you have taught the story.

When Samuel knew that God was speaking to Him this is what he answered *“Speak, for your servant is listening.”*

Did you know that God **is** speaking to you? These are some of the things He is saying to you – how will you answer?

(Let the children decide each time if they will say “Speak, for your servant is listening”)

1 Timothy 4:12 (NLT)

¹² Don't let anyone think less of you because you are young. Be an example to all believers in what you say, in the way you live, in your love, your faith, and your purity.

- Be an example in what you say.
- Be an example in the way you live.
- Be an example in your faith.
- Be an example in your purity *(without sin)*

2) Hands on

Get a few recordings together of voices that the children will easily recognize. It can be famous people, cartoon characters or even people they know from the church. Have fun playing them for the children and see if they can recognize who it is speaking.

Another option is to choose a few friends from the class to stand so that no one can see who is talking and everyone else must guess.

Conclude: We can easily recognize the voices we have heard before and even more so the voices we hear often. The more time we spend with God, reading the Bible, praying to Him or just listening to Him, the easier it is for us to recognize when He speaks directly to us.

3) Bible Story + Lesson:

Have two people dressed up as Samuel, one as a young boy and the other as an old man. Let them come and tell their part of the story. Choose one volunteer from the class and dress them up like Eli.

Remind the children to **listen** carefully as there will be a quiz at the end.

Young Boy Samuel

Hi. My name is Samuel. I am 12 years old. My mom couldn't have any children and so do you know what she did – she prayed! And God answered her prayers by giving her me. My mom

was so happy that now that I am old enough, she has brought me here to stay with Eli. Eli is a priest, he's kind of old (*add a beard*) and is starting to go blind (*add some black glasses*) and has really naughty sons but I am going to help him the best I can.

Shh. Can you hear him snoring? (*ask Eli to snore louder we can't hear*) He must be asleep already. (*Yawn*) Time for me to turn in too. I sleep here in the Tabernacle next to the Ark of God – inside that beautiful box are the very stones that God wrote on Himself. Wow imagine being there when God spoke. Messages from God aren't very common nowadays in fact it's quite rare for people to have visions from God. I know I've never had a message from Him.

Oh well, time to go to bed. (*pretend to sleep – have a loud voice call out **SAMUEL** so the children can't see who is speaking*)

Yes? What is it? (*get up and run to Eli*) Here I am Eli. Did you call me?
(*ask children did he call me?*)

Huh? Eli said he didn't call me. I am going back to bed.
(*again pretend to sleep – and have a loud voice call out **SAMUEL** so the children can't see who is speaking*)

Here I am. Did you call me? (*get up and run to Eli*)
You didn't? I am sure I heard someone calling my name.
(*for a third time pretend to sleep – and have a loud voice call out **SAMUEL** so the children can't see who is speaking*)

Here I am. Did you call me? (*get up and run to Eli*)
If it's not you, who is calling me? (*tell the children to ask Eli who is calling him, point up if Eli needs help*) What should I do? (*if the volunteer doesn't know tell them to pretend to whisper it in your ear then continue*)

Wow, God is calling me! Ok I am going to do just like you said. When God calls me I am going to answer Him.

(*lie down on the bed again and have a loud voice call out **SAMUEL SAMUEL***)

Speak Lord, your servant is listening!

(*you could get a volunteer to run by with a sign that says "many years later" as you swop over from young to old Samuel and let the Eli volunteer return to their seat*)

Old Man Samuel

Wow that was a long time ago, I was only a boy back then. You probably don't even recognize me because I'm all grown up now, but it's me, Samuel. Back then was the very first time God spoke to me. That day God told me that He had already warned Eli about his naughty children and that because Eli hadn't done something about it, he was going to be punished. Wow, I was so nervous to tell Eli the next morning, but do you know what Eli said? He said, "It is God's will, let Him do what He thinks best." Phew

That day wasn't the last time God spoke to me. He gave me many messages from then on and each turned out to be true. I remember the one time God told me to go to a man named Jesse's house. You see at the time Saul was king and he wasn't doing a great job because he wasn't listening to God. My job was to go to Jesse's house and God was going to tell me which one of Jesse's sons was going to be the next king. Now it's a good thing that I learnt how to listen to God speaking because when I got there I would have chosen Eliab, he was tall and strong and looked like a king should look but God said uh uh. I listened to God that day and

anointed the small shepherd boy, David to one day be king. God's choice was much better than mine because David turned out to be a great king.

I am so glad that God didn't wait until I was old to speak to me. In fact I was just a young boy. And do you know what, God wants to speak to you too.

Just like Eli helped me many years ago to recognize God's voice you can ask your parents or church leaders to help you too. And if you were listening well to my story today maybe I can help you understand a bit more about hearing God too.

Quiz time: *Have these multiple-choice questions ready for the kids to choose which is correct. Instead of them calling out have them show which one is right by pointing or holding up that many fingers. After each one, explain the lesson that each one can teach us about hearing from God.*

Where was Samuel when God spoke to him?

- 1) *Robbing a bank*
- 2) *Laying in his bed in the tabernacle next to the Ark of God*
- 3) *Watching TV*

What does this teach us?: We need to be in a place where God can talk to us!

How many times did God call Samuel?

- 1) *Once*
- 2) *Five*
- 3) *Three*

What does this teach us?: God didn't give up on Samuel when he didn't answer Him the first time. He kept on speaking. Keep on listening – God will keep trying to speak to you.

What name did God use to call Samuel?

- 1) *Hey you*
- 2) *Samuel*
- 3) *Piet*

What does this teach us?: Many times in the Bible we see God call people by their actual name. God knew Samuel personally and had a specific message for him. The great news is God knows your name too and He has a special message just for you.

What did Samuel say when he realised it was God calling him?

- a) *Speak God I am listening.*
- b) *Speak God I am sleeping.*
- c) *Speak God I am eating.*

*What does this teach us?: Most importantly when God speaks it doesn't stop there. We have to hear what He says and then actually **do** what He says. Samuel was asked to go and tell others some really hard things but because he loved God he did them anyway. Will you love God enough to do what He asks?*

4) Review Questions

- a) Has God ever spoken to you? *(let them share their experiences) (God speaks to all of us through the Bible. It is His personal message to each of us – remember a good way to test if what you have heard is from God is that it must never go against what the Bible says.*
- b) How do you think God speaks to us? *(a voice that can be heard aloud, through pictures, through dreams, through other people, through the Bible, through songs, through creation etc)*







5) Craft

Option 1: Listening ears



Cut the strips out and join them to form a band around the child's head. Let them fill in things that God is saying to them. Help them by having some verses for them to read. Assemble with the ears on the side.

Speak Lord,
your child is
LISTENING



Lesson 3: God is your Shepherd, have you chosen to follow Him?

Main focus for the lesson:

- God is our good Shepherd and what that means.
- God wants us to follow Him.

1) Memory Verse

- John 10: 27

“My sheep listen to my voice: I know them, and they follow me.”

Idea to teach the memory verse.

Say the verse together a few times so the children feel comfortable saying it, using the following actions to help them:

My sheep listen (*hold hands over ears*)
to my voice (*hands over mouth to show talking*):
I know (*finger pointed to head*) them,
and they follow me (*walk in the spot*)

Get the children to stand spread out in the classroom. Have the leader dress up as a shepherd (e.g., *hold a staff*) The leader goes to the first child and asks:

“What did Jesus say in John 10:27?”

The child answers by saying the verse and holds onto the back of the leader to form a train. Keep going until all the children are following the leader.

Conclude by asking the children “Who should we follow?” (*Jesus*)

2) Hands on

Option 1: YouTube clip

Watch the following clip which clearly shows how sheep know and follow their shepherd – just like we should too!

<https://www.youtube.com/watch?v=CyVm5G4tWe8&t=6s>

Option 2:

What you will need:

A bowl of water; a strong magnet; cornflakes

Here we have a bowl of water with a few cornflakes floating in it. And in this hand, I have a magnet. Do you think this cornflake will follow my magnet? Metal usually attracts magnets, and I don't know when the last time was that you ate cereal but it sure isn't made of metal.

Let's have a look. (*Put the magnet close to the cornflake and it should follow it – **remember to test this before you are standing in front of a class as only some magnets seem to work!***)

Wow! So if a cornflake can follow a magnet, surely we can follow the most perfect person ever. The one who comforts, protects, loves and most importantly saves us! Are you ready to follow Jesus?

3) Bible Story + Lesson:

In the Bible, David wrote a Psalm about God being our Shepherd. A shepherd is someone that looks after the sheep.

It may seem a little silly that God is calling us sheep but let's look at how sheep behave and what they need because then it makes a little more sense.

Can you guess how each of these things apply to us? (*let them guess before making the comparison to us shown in bold*)

- Sheep need the shepherd to lead them.

The shepherd leads them to where the food and water is. Without the shepherd, sheep will often just wonder around not knowing where the right place is to find food.

We need God to lead us.

- Sheep know and recognise their Shepherd's voice.

Sheep will only follow the voice of their Shepherd. That is because they know their Shepherd will look after them and they trust him. Can you imagine if they followed just anyone? That could get them into a lot of trouble.

We need to know God's voice – He is the one we can trust.

- Sheep make bad choices.

Sheep will copy and do what the other sheep are doing, even if it is the wrong thing! It has even been said that a sheep will follow another sheep over a cliff. The Shepherd helps guide the sheep and keeps him safe.

We need God to guide us and help us make good choices.

- Sheep worry.

Often you see sheep running around in a panic not knowing where to go. They won't sleep or rest unless they are free from fear, hunger, pests and danger. The shepherd protects his sheep and makes them feel safe.

We need God to help us not feel scared or worried – God gives us peace.

The great thing is that we are NOT alone. In fact, we not only have a shepherd we have *the* greatest shepherd ever. John 10:11 tells that Jesus is our good shepherd.

Let's look at Psalm 23 and see all the things our good shepherd, does for us. Listen carefully and see how many things you can remember.

(*Show the pictures as you read the verse*)

¹ The LORD is my shepherd;



I have all that I need.



² He lets me rest in green meadows;



He leads me beside peaceful streams.



<p>3 <u>He renews my strength.</u></p> 	<p>He <u>guides</u> me along right paths, bringing honour to His name.</p> 	<p>4 Even when I walk through the darkest valley, I will not be afraid, for you are <u>close</u> beside me.</p> 	<p>Your rod and your staff <u>protect</u> and <u>comfort</u> me.</p> 
<p>5 You prepare a <u>feast</u> for me in the presence of my enemies.</p> 	<p>You <u>honour</u> me by anointing my head with oil. My cup overflows with <u>blessings</u>.</p> 	<p>6 Surely your goodness and unfailing love will pursue me all the days of my life</p> 	<p>, and I will live in the house of the LORD <u>forever</u>.</p> 

What can you remember from the verse that God does for us? (*use the pictures to help them*)

- He gives us all that we need.
- He gives us rest from worry and leads us to peace.
- He gives us strength when we're feeling weak.
- He guides us so we don't make bad choices.
- We don't have to be afraid because He is with us when we go through tough times.
- He protects and comforts us.
- He gives us great blessings.
- He gives us eternal life.

Does that sound like a shepherd you want to follow?

Our memory verse for today was John 10:27, ***My sheep listen to my voice, I know them*** but if we keep on reading listen to what it says next...

John 10: 28 – 30 - ²⁸I give them eternal life, and they will never perish, and no one will snatch them out of my hand. ²⁹My Father, who has given them to me, is greater than all, and no one is able to snatch them out of the Father's hand. ³⁰I and the Father are one."

Jesus our great shepherd does something no one else can! When we choose to follow Him, He gives us eternal life with God and nothing we or anyone else does can take that away.

Without Jesus, our good shepherd, we are LOST.

With Jesus as our shepherd we are LOVED, PROTECTED, HAVE EVERYTHING WE NEED and most importantly WE HAVE ETERNAL LIFE WITH HIM.

Do you want to be Jesus' sheep? Spend time now to ask Jesus to be your shepherd.

Once you have chosen to follow Him as your shepherd, what can you as His sheep do next?

We can **READ, LISTEN and FOLLOW.**



READ: We need to READ God's word, which is the Bible. This helps us know how to live lives that please God.

Practical: Start by reading one verse from the Bible every day. You can then discuss it as a family on what it means and how you can apply it to your lives.



LISTEN: We need to LISTEN to God's voice when He speaks to us, through the Holy Spirit. We need to learn to recognise God's voice so that we can only listen to Him and not get distracted by bad or naughty things which might lead us to stop listening to God's voice.

Practical: Sit in a quiet place for 5-10 mins and ask God to speak to you and sit quietly waiting to hear His voice. It is that simple!



FOLLOW: Then we need to FOLLOW God by doing what He wants us to do.

Practical: Follow the instructions that God gives us in the Bible on how to live like Jesus.

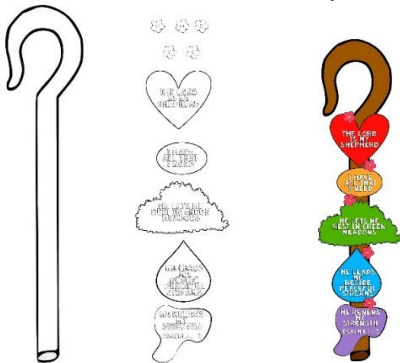
4) Review Questions

- Have you chosen Jesus to be your good shepherd? (*help children before anything else to understand what it means to believe in Jesus and to make Him their shepherd*)
- How does God guide us? (*through the Bible, His Holy Spirit, others that love God*)
- Give a testimony of something the good Shepherd has done for you in your life.

5) Craft


Option 1: Staff

Craft Option 1: Stick the pictures onto the staff to make up Psalm 23.



Option2: Maze

Help the Sheep to follow his Shepherd



My sheep listen to my voice;
I know them,
and they follow me. Psalm 23:1-2

Lesson 4: God is your creator, are you ready to be who He created you to be?

Main focus for the lesson:

- God is bigger than our excuses.
- Be who God has created you to be.

1) Memory Verse

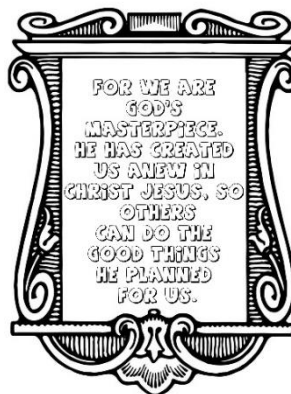
- Ephesians 2:10

“For we are God’s masterpiece. He has created us anew in Christ Jesus, so we can do the good things He planned for us.”

Idea to teach the memory verse.

First read the verse from the Bible to the children, getting them to repeat it a few times with you. Say: Do you know that the Bible is God’s message to us? In this verse God is very clear about who we are to Him and what He has planned for us, but we seem to get it all wrong sometimes.

Let’s read these and see if you can find the mistake. When you find it let’s say the correct verse together. (*rip the wrong ones up as they are lies*)



- To God we are not a disaster, even though we have sinned He still loves us, forgives us and wants us to be part of His plan.
- God has plans for us and they are not to sit and do nothing. They are good plans that help others to believe in Jesus and get to live with God for eternity too.
- Often, we think others can do it better than us, but this verse says these plans are for us and that includes YOU!
- You are His masterpiece! Are you ready to commit to the good plans He has for you?

2) Hands on

Person 1	Hey (..) Do you know what I found out today?
Person 2	Hi (..) What? Tell me.
Person 1	My brother told me that I'm related to someone famous!
Person 2	Wow! That's cool!!! Who??
Person 1	Well... I don't want to brag...
Person 2	No, no, pleeeeee tell me!
Person 1	My brother told me that I'm the great grand-nephew of the King of Ustinkistan! (<i>looking proud</i>)
Person 2	(Bursts out laughing)
Person 1	What? Why are you laughing??
Person 2	Ustinkistan?? USTINKISTAN?? You-stinky-stan!!!
Person 1	(slowly starts to realise) I'm going to get that brother of mine!



Person 2	But don't worry (..) because I have some good news!
Person 1	What <i>(still looking mad)</i>
Person 2	You really are related to someone famous!
Person 1	Really? I don't know if I believe you.
Person 2	No I promise! This is the truth! You are a child of God which makes Him your Heavenly Father!
Person 1	Ooh that is really cool! The King of Kings is my Father!
Person 2	Much better than being the great grand-nephew of the King of Ustinkistan...

3) Bible Story + Lesson:

Isn't it wonderful to know that God the Father, the Creator of all things, is our very own Heavenly Dad? But sometimes we forget what that means. Do you think a prince ever forgets what it means to be a prince? Or do you think a princess ever thinks that she has to work harder to be a princess?

Sometimes we forget who we are. We think we need to be taller, shorter, smarter, braver or just different. Worst of all we start to compare ourselves to others and try and be someone else. We forget that God made us like we are.

Let's watch this quick video (*screen record yourself keep changing your face using an app like snapchat trying to make you better but ending up being something you are not. You could also do this using props like hats, ears, make up etc*)



Just like the girl in the video, we all have those moments when we think we aren't good enough to do the things God has set out for us. We think we need to be more qualified or be like someone else.


Now, if I was to say that we were going to hear the story of Moses today, you would probably say, "Oh I know that story! When Moses was a baby, his mom put him into a basket and he floated down a river where a princess found him."

And then I would say "Yes, that's right but what about when he was a grown up?" And you would probably say: "Yes, Moses lead the people out of slavery in Egypt after God sent the plagues and just when they thought they were trapped, Moses lifted his staff and God parted the Red Sea and they all ran to safety and the Egyptians all drowned." And you would probably also remind me that God used Moses to give the people the Ten Commandments and you would be right about all of that!

But today I want to tell you about something you might not know about Moses. God saved Moses when he was a baby and sent Moses on a big mission but did you know that Moses didn't think he was good enough to do all of these things?

This is the story of Moses when he was all grown up and you can find it in the book of Exodus in the Bible.

1. Moses was living in the Pharaoh's palace where he grew up but hated the way the Egyptian people treated the Hebrew people. One day he got so angry that he killed an Egyptian who was beating a Hebrew slave. He had to run away from the palace and hide in the desert. During this time, he married a woman and had a family. The Hebrew people were still slaves in Egypt and they cried out to God to free them. **GOD STILL HAD A PLAN FOR MOSES!**



2. One day Moses found a burning bush. The bush was on fire but it wasn't being destroyed. Moses knew this was a sign from God. And God spoke to him at that very moment, telling him that he needed to go back to Egypt and free His people, the Hebrews. But Moses kept giving God excuses about why he couldn't be the one to carry out this big job that God had for him. In Exodus 3:11 Moses says that he did not feel that he was good enough. He spent a long time arguing with God. In Exodus 3:13 he says that he doesn't have all the answers. And again, in Exodus 4:1 he argues that no one will listen to him. In



Exodus 4:10 he even tells God that he is a terrible public speaker and in verse 13 he says, "I'm not qualified, send someone else."



3. **BUT GOD HAD A PLAN FOR MOSES!** God didn't need Moses to be all these things, He only needed Moses to be willing and obedient. God told him that He would be with him the whole time. He also reminded Moses that He is GOD! He is always in control! And so eventually Moses agreed to do what God wanted him to do. He went back to Egypt to free God's people.

4. The rest of the story is very exciting and you should ask your family to read it with you.



Do you see that God knew that Moses could

do the job He had planned for him even if Moses didn't think he could?

God has a plan for all His children, even if we don't think we can do it.

God tells us that when we don't feel good enough to do the things He has set out for us, that we need to remember who God says we are:

1. He made us perfectly and we are His "masterpiece".
2. He loves us and will never leave us.
3. He has a plan and purpose for each of us just like He had a plan for Moses.

The best part about God's plan for us is that we don't need to be related to someone famous or work hard to be good enough or change ourselves to be like someone else, we only need to be willing and obedient!

4) Review Questions

- What excuses did Moses make? (*not good enough, doesn't have all the answers, no one will listen, not qualified, not good speaking in public*)
- What excuses do you make?
- What should you remember to help you follow His plans? (*God created me this way, God is with me, God qualifies me, it's more important for me to speak what God says I must than worrying about if they listen etc*)

5) Craft

Option 1: Match the statements

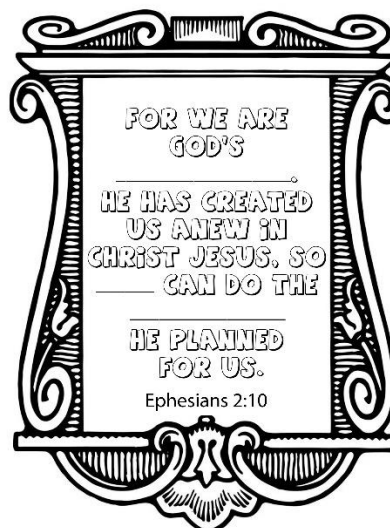
Cut and match the answers to our excuses.

God has an answer for all of my excuses.

I can't do anything good	I'm not qualified to do God's work	Ephesians 2:10 For we are God's masterpiece. He has created us anew in Christ Jesus, so we can do the good things He planned for us	Joshua 1:9 Be strong and courageous for I am with you
I'm not good enough for God	I'm too scared to do anything	1 Peter 2:9 You are a chosen people. A royal priesthood.	Philippians 4:13 For I can do all things through Christ who strengthens me

Option 2: Verse frame

The first frame is filled with lies look up Ephesians 2:10 and fill in the truth that God says about you.



GOOD THINGS WE MASTERPIECE

Lesson 5: God calls you and equips you. Are you ready to go?

Main focus for the lesson:

- God has created each one of us for a special purpose and has a plan for every life.
- God equips us for the things He wants us to do. He gives us everything we need to get the job done, AND He is right there with us!
- We can be ready for anything that God asks us to do because HE helps us!

1) Memory Verse

- 2 Peter 1:3 (ERV)

“Jesus has the power of God. And his power has given us everything we need to live a life devoted to God. We have these things because we know him. Jesus chose us by his glory and goodness.”

Idea to teach the memory verse.

Make the verse into a repeat song and do it with the kids.

God has given us everything we need.

Kids repeat: God has given us everything we need.

To live a life devoted to Him.

Kids repeat: To live a life devoted to Him.

We have these things cause we know Him.

Kids repeat: We have these things cause we know Him.

Jesus chose us by His goodness.

Kids repeat: Jesus chose us by His goodness (Sound off)

2) Hands on

As a leader, set out a complicated task that a volunteer would likely not be able to complete on their own – something that needs some sort of instruction and will require extra tools/supplies/directions.

Some examples could include:

- | | |
|-----------------------------|-------------------------|
| - some sort of drawing, | - tying a special knot, |
| - putting together an item, | - decorating a cupcake |

‘Good morning precious children of God! Today, I need someone to help me with a very important job. Who wants to help me?’ (*Pick a child from the crowd*)

Tell the volunteer what they have to do (only what you expect from the end product) and start to walk away. When students begin worrying about their abilities, let them know that you are there to guide them through every step of the activity, and you will be their helper. Take out any tools they may need to get the job done.

Say: With the right instruction and the right tools, you can get the job done!

Help the volunteer get the job done.

Then say: When we accept Jesus as our Lord and Saviour, we become God’s children in His Kingdom. God has a special purpose or “job” for each one of us to do. God calls us to play our part – to do the good things that he has already planned for us to do. Sometimes, the job looks too difficult, or we feel that we aren’t right for the job, But God doesn’t expect us to do these

things by ourselves, in our own strength, He gives us the right instructions and the right tools to get that job done, AND He is with us the whole way.

3) Bible Story + Lesson:

Last week we learnt about a man named Moses. Moses made a whole lot of excuses why He couldn't do the things God wanted Him to do but eventually he did them. And when he did follow God's plan, God helped him to do great things. Most of us think of Moses as a great man that did amazing things for God and not as a man that started off doubting that God could use him.

The Bible is full of stories where God had a specific job for one of His followers to do. We can read about what God called them to do and see the tools that He gave to them to get the job done.

If I say to you that God has called you and has great plans for you too, I am sure most of you will think that sounds amazing – yes one day when I get older I can be like Moses and these other great followers and do great things for God too. Today we are going to learn about a boy named Jeremiah and hopefully it will help you realise that God doesn't want you to wait until you are old and grey. He wants you to do things for Him now and best of all He will give you everything you need to do it.



God gave Jeremiah a very special job to do, but Jeremiah didn't think that he could do it.

We read about this in Jeremiah 1:4-10. (ERV)

⁴ The Lord's message came to me:

***⁵ "Before I made you in your mother's womb,
I knew you.***



***Before you were born,
I chose you for a special work.
I chose you to be a prophet to the nations."***



How wonderful is that? God told Jeremiah that He knew him and that He made him. Do you know that God knows you too? He made you! He knows everything about you. Just like Jeremiah, God chooses each one of you for a special work too! How do you think Jeremiah felt about being chosen to speak God's words to the nations? Lets see what he says:




⁶ Then I said, "But, Lord God, I don't know how to speak. I am only a boy."

Jeremiah was about 17 years old when God gave him his special work. Jeremiah thought that he was too young to speak to the nations. Jeremiah didn't feel like he was ready. Do you think God thought that Jeremiah was too young?

Lets see what God said:



***⁷ But the Lord said to me (Jeremiah),
“Don’t say, ‘I am only a boy.’
You must go everywhere I send you
and say everything I tell you to say.
⁸ Don’t be afraid of anyone.
I am with you, and I will protect you.”
This message is from the Lord.***



⁹ Then the Lord reached out with his hand and touched my mouth. He said to me, “Jeremiah, I am putting my words in your mouth.



***¹⁰ Today I have put you in charge of nations and kingdoms.
You will pull up and tear down.
You will destroy and overthrow.
You will build up and plant.”***



Even though Jeremiah was young, God used Him. Jeremiah didn't think that he was ready to be used by God, but God made him ready. God gave Jeremiah everything he needed to get the job done. He gave Jeremiah the instructions and all the right tools. So Jeremiah set off to speak God's words. Whatever God told him to say, came true. Many did not like the messages Jeremiah gave and tried to harm him. But God kept His promise, 'I am with you and will rescue you.' No-one could harm Jeremiah as God was protecting him.

Just like with Jeremiah, God has a special purpose for each and every one of you.
Well, how do we know what special things God has for us to do?
Yes, we can read about them in His word – the Bible.








2 Timothy 3:17 (ERV)

¹⁷ Using the Bible, those who serve God will be prepared and will have everything they need to do every good work.

When we read God's word, we learn what God wants us to do. We also learn about the tools that God has given us to get the job done! God also gives us His Holy Spirit to help us and guide us in all that He has for us.

Here are some of the things that God wants us to do.

The following pictures and verses can be found in the media pack. Cut each one out separately and fold them in half. First tell the children what God wants them to do and then show them the picture to try and work out how God prepares us to do this. Then older children can look up and read the verse to the group.

God wants us to:	How God prepares us
<p>God wants us to be prepared</p> 	<p>2 Timothy 3:17 (ERV) ¹⁷ Using the Bible, those who serve God will be prepared and will have everything they need to do every good work.</p>
<p>God wants us to love Him and love others.</p> 	<p>1 John 4:19: “We love each other because he loved us first.”</p>
<p>God wants us to tell others about Him. (Be witnesses)</p> 	<p>Acts 1:8 “But you will receive power when the Holy Spirit has come upon you, and you will be my witnesses in Jerusalem and in all Judea and Samaria, and to the end of the earth.”</p>
<p>God wants you to become more like Jesus.</p> 	<p>Galatians 2:20 (ERV) ²⁰ So I am not the one living now—it is Christ living in me. I still live in my body, but I live by faith in the Son of God. He is the one who loved me and gave himself to save me.</p>
<p>God wants you to forgive others.</p> 	<p>Ephesians 4:32 ESV Be kind to one another, tenderhearted, forgiving one another, as God in Christ forgave you.</p>
<p>God wants you to serve one another</p> 	<p>1 Peter 4:10-11 (ERV) ¹⁰ God has shown you His grace in many different ways. So be good servants and use whatever gift he has given you in a way that will best serve each other. ¹¹ If your gift is speaking, your words should be like words from God. If your gift is serving, you should serve with the strength that God gives. Then it is God who will be praised in everything through Jesus Christ. Power and glory belong to him forever and ever. Amen.</p>
<p>God wants you to tell others about the wonderful things He has done.</p> 	<p>1 Peter 2:9 (ERV) ⁹ But you are his chosen people, the King’s priests. You are a holy nation, people who belong to God. He chose you to tell about the wonderful things he has done. He brought you out of the darkness of sin into his wonderful light.</p>

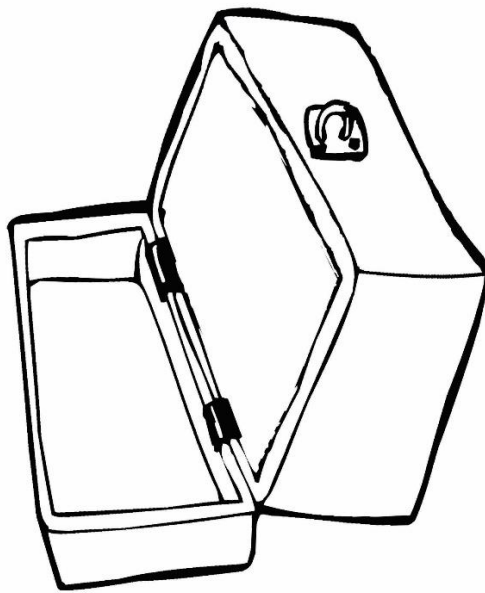
4) Review Questions


- Was Jeremiah too young to be used by God? Why? *(no, because God was going to put the words in His mouth – God was going to give him everything he needed to do the things God wanted him to do)*
- Are you too young to be used by God now? Why? *(no, because God has given you and will give you everything you need)*
- What has God given you that helps you do things for Him? *(the Bible so we know what to teach others, the Holy Spirit to guide and teach us, others to do things with etc)*

5) Craft

Option 1: Suitcase


Cut out the pictures and fill the suitcase with all the things God has given us.



<p>God gave me the Bible</p>  <p>So I can be prepared (2 Timothy 3:17)</p>	<p>God forgives me</p>  <p>So I can forgive others Ephesians 4:32</p>
<p>God loves me</p>  <p>So I know how to love others 1 John 4:19</p>	<p>God gives me gifts</p>  <p>So I can serve others 1 Peter 4:10-11</p>
<p>God sent the Holy Spirit</p>  <p>So I have power to tell others about Him Acts 1:8</p>	<p>God did wonderful things</p>  <p>and I can tell others about them</p>
<p>Jesus lives in me</p>  <p>So I can become more like Him. Galatians 2:20</p>	<p>Fill the toolbox with the tools God has given you</p>

Option 2: Messy picture

Colour in all the things God has given you to equip you for His good works.



Lesson 6: God is your provider, do you trust Him?

Main focus for the lesson:

- God our Father provides all we need.
- We must know God, follow His ways and trust Him to provide our needs.

1) Memory Verse

- Matthew 6:33 (NIV)

“But seek first His kingdom and His righteousness, and all these things will be given to you as well.”

Idea to teach the memory verse.

Scripture:	Actions:
But seek first His Kingdom	Put hands over eyes like binoculars and look around
And His righteousness	Point up and then show thumbs up
And all these things	Use hands eating and tug on clothes
Will be given to you as well	Hug yourself

2) Hands on

Show pictures of the birds and flowers (*see media pack*) and ask the children questions like

- Where do the birds get their food? Do they worry about their next meal? Do they have enough to eat?
- How did the flowers get their colours? As they grow, do they worry about where they will get their clothes? Do you think they are beautiful?



In Matthew 6: 25 – 34, it tells us that God provides food for the birds and clothing for the flowers and we are far more valuable to Him and so we don't have to worry because He will provide all we need.

Next time you look at the birds or flowers in a garden, remember that God will provide everything you need.

3) Bible Story + Lesson:


Watch the following YouTube instructions on how to make a **trick flour box**.

(Lesson 73 The Widow of Zarephath: <https://www.youtube.com/watch?v=oNKC-xVUavl>)

NOTE: Reference in the video to Elisha and 2 Kings is for a different story so please only use the video for how to do the trick with the box of flour.

1 Kings 17: 1 – 4

Elijah was a prophet in the Old Testament. A prophet is someone that passes on the specific message that God gives them. God's message to the disobedient King Ahab was that there would be no rain for a few years and just like God said there was a huge drought. This meant nothing could grow and there wouldn't be any food to eat or water to drink.



But God is our provider and so He told Elijah to go and hide near the Kerith Ravine and there he would have water to drink. God also told Elijah that ravens (*that is a type of bird*) would bring food to him.

Has a bird ever brought food to you? (*no!*)

Do you think Elijah trusts God to provide all his needs?


Did Elijah obey God?

1 Kings 17: 5 – 9

YES! He did exactly what God told him to do and he went and hid at the Kerith Ravine.




There he had water to drink and ravens brought him food every morning and evening. Isn't that amazing!



But one day, because there hadn't been any rain, the stream dried up and Elijah didn't have any water left! OH NO! What was Elijah going to do?

Does Elijah still trust God to provide all his needs?



YES! God spoke to Elijah again and told him that he must go to Zarephath and there is a widow there that will look after him.



(*Now you can have your **trick flour box** ready to tell this part of the story or keep using the pictures provided)



1 Kings 17: 10 -16

When Elijah arrived at Zarephath, he saw the widow and asked her for water and bread. The widow sadly said that she only had enough flour and oil to make one last meal for her and her son.





Does Elijah still trust God to provide all his needs even though the widow doesn't have enough food?

YES! Elijah told the widow to go and make a small piece of bread for him and then make for herself and her son. And then he said that God had said that the jar of flour and jar of oil would never be empty. So every day when they needed to make food they went to the jar of flour and oil and there was enough to make the food they needed until the rain came. This happened just as the Lord said through Elijah!



Elijah always obeyed and trusted God to provide for his needs. And just like our memory verse says

“But seek first His kingdom and His righteousness, and all these things will be given to you as well.”

We are God's children and God our Father provides all we need, we need to trust and obey Him.

4) Review Questions

- What did God provide for Elijah? (*Water and food*)
- Did Elijah believe God and obey Him? (*Yes*)
- Can we trust God to provide all our needs? (*Yes, as His children He provides all our needs*)

5) Craft


Option 1: Maze

Get Elijah to the Widow and her Son.



Option 2: Colour in/Activity sheet

Colour in the Ravens Feeding Elijah. Glue some cereal to the page.



Lesson 7: God is forgiving, are you ready to say sorry?

Main focus for the lesson:

- God forgives us.
- Make God the most important part of your life.

1) Memory Verse

- 1 John 1:9

“If we confess our sins, He is faithful and just and will forgive us.”

Idea to teach the memory verse.

Scripture:	Action:
If we	Point to yourself
Confess our sins	Point at your mouth and move it away
He	Point up to the sky
Is faithful	Put your hands together like praying
And just	Bring your fist down into the other hand like a judge
And will forgive us	Hug yourself

2) Hands on

Set up this table before the children come into the class.

Place a whole lot of marbles in a plastic container that is not see-through. Put a thick piece of cardboard over the top. Turn the container upside down and place on the table. Slide the cardboard out so that the marbles are inside the upside-down container.

Use the cardboard as a sign saying DO NOT TOUCH.

Now leave them all together on the table. Invite the class in. Say to the class “Please make sure nobody touches the objects on this table. This is for my lesson later. I’m even leaving a sign here saying DO NOT TOUCH. I will be back in a minute.”

Leave the class.

Have one of the leaders come over to the table. Hopefully, the other children will try and persuade him not to touch anything. He walks around the table making a big show of studying it. He can say things like “I think there are sweets under here...” “I’ll just have a little peek, nothing bad will happen.”

Slowly he lifts one edge of the container and of course all the marbles will come spilling out. He looks shocked and says “but, but, I didn’t mean for that to happen!” He tries to put the marbles back under the container but of course he can’t and quickly runs to sit down amongst the rest of the children.

At that moment come back into the class. Look surprised at the spilled marbles on the table and ask the class “Who did this?”

(Kids are actually very honest and you are bound to get the answer right away. They will probably point, shout the leaders name)

Let the leader then confess that they did it.

Ask “And could you fix it on your own?”

Leader shakes his head “No teacher, I couldn’t fix it on my own.”

Explain that you and the leader set this up to teach them an important lesson. You see when we break the rules, it is like sinning. And sin has consequences. Like after (leader's name) broke the rule all the marbles fell out and he couldn't put it right again by himself."

"But now I have some good news for you! When we sin, we can come to Jesus and say sorry, and He forgives us and can help us to put things right. "

But Jesus' forgiveness doesn't mean we can keep on sinning, does it? No definitely not! If we really are sorry for doing something, then we won't do it again and again."

To end demonstrate to the class how the cardboard goes over the top, the container gets turned upside down and the cardboard gets pulled out. Say "This is a cool activity you can do at home to show your families the consequences of sin."

3) Bible Story + Lesson

Peter and Judas.

Using the images provided, print and cut out the three characters: Jesus, Peter and Judas, as well as the other pictures. Use these pictures while telling the story.

You could tape the pictures to ice cream sticks and push the sticks into a polystyrene base as you tell the story.



Jesus' disciples were His closest friends. They left everything to follow Him and help spread the Good News to everyone they met. Each one had his own job to do for Jesus.

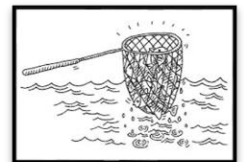
We know from reading the books in the Bible called The Gospels, that these twelve men lived, travelled and talked with Jesus every day for about three years. It's like if you went on camp with your teachers for three years, you would probably get to know them really well, hey? Well, that's what it was like

for the disciples. They also got to hear all the sermons that Jesus taught. They heard all the truths about God and His promises. They witnessed all the miracles that Jesus performed while He was on Earth first-hand.

Today we are going to look a little more closely at two of Jesus' disciples: Peter and Judas.



Peter (we also know him as Simon Peter) was a fisherman that Jesus called to follow Him. Peter left everything to follow Jesus.



One day when the disciples and Jesus were in Caesarea Philippi, Jesus asked His disciples who the people were saying He was. Then Jesus asked them who they thought Jesus was which seems like a funny question to ask hey, but it was important.

Peter's answer was this: "You are the Christ. The Son of the Living God"

You are the Son of
the Living God!


that he

This answer made Jesus so happy because He knew then that Peter had the truth inside his heart. After that Jesus told Peter would build His church!



Sometime after that, Jesus was telling the disciples that He was going to be taken away from them and killed. Peter shouted “Never, Lord! I will not let that happen!” We can see then that Peter was very protective of Jesus.

On the night that Jesus is arrested, Peter tells Jesus that he will even come with him to prison and die alongside Him. It’s very obvious to us that Peter’s heart is totally devoted to Jesus. Peter even took out his sword and cut off the ear of the soldier that was trying to arrest Jesus. Jesus healed the soldier’s ear and reminded Peter that this was part of God’s plan to save us.



But even though Peter loved Jesus very much, did you know that he messed up? Peter was shocked when Jesus said that Peter would one day deny even knowing Jesus – not only once but three times! He loved Jesus, he thought he would never do that.



When it came time for Jesus to be killed and everyone was asking him if he knew Jesus, do you know what Peter did? He said he didn’t know or follow Jesus at all. When Peter realised what he did he cried bitterly.

Now let’s have a look at Judas.



The Bible doesn’t tell us how Judas became a disciple but it does tell us that Judas was the disciple in charge of the money. The Bible also tells us that Judas was stealing the money he was in charge of. Isn’t that sad?



One afternoon, while all the disciples were with Jesus, a lady named Mary came to wash Jesus’ feet which was a beautiful sign of love and respect in those days. She dried Jesus’ feet with her hair and poured very expensive perfume on them. Judas was very cross when he saw that. He acted like he could have sold the perfume for money to give to the poor instead of pouring it on Jesus’ feet. But we can see that he probably thought that he could have stolen that money.

It is Judas’ love for money that tempts him to hand Jesus over to the religious leaders and Roman soldiers in exchange for money! Judas did not have Jesus in his heart the way Peter did.



We must remember, though, that Jesus knew all along that Judas would betray Him, nothing came as a surprise to God. It was all part of His wonderful plan!

Both of these men spent time with Jesus and got to know Him very well. But only one of them saw Jesus as their Saviour. Jesus knew that both of them were going to mess up and actually told them that they were going to mess up. Let’s carry on with the story to see how each one reacts after messing up.

After Jesus was crucified, Judas was overcome with sadness for what he had done. But because he never had Jesus in his heart from the beginning, he never thought he could go and ask Jesus for forgiveness for his mistake.



Peter on the other hand, is one of the disciples who Jesus comes to meet once He comes alive again. He even has breakfast with him. Jesus asks Peter three times if he loves Him. Peter answers three times that he does. After that Jesus gives Peter the job of helping to lead Jesus’ early church! What a huge honour to be given!

From this story, we can see that when we make a mistake we need to do what it says in

1 John 1:9 it says, "If we confess our sins, He is faithful and just and will forgive us". Of course there are consequences to our sins and sometimes God will discipline us, just like a father does, to help us to be more like He has planned for us to be.

Jesus will always forgive us. Isn't that wonderful news? That doesn't mean that we go on messing up though, does it? We have to try to live our lives doing the work that He has planned for us, knowing that He loves us and is there for us always.


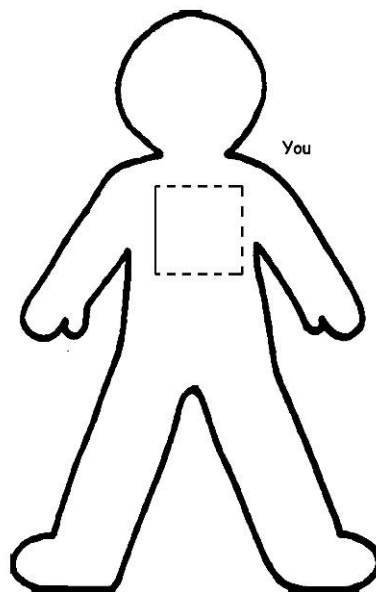
4) Review Questions

- What was the main difference between Judas and Peter? *(One had Jesus in his heart while the other had money in his heart.)*
- How did Judas mess up? *(He told the Roman soldiers where Jesus was.)*
- How did Peter mess up? *(He denied knowing Jesus three times.)*
- What did you learn from these two people's story that you can apply to your own lives? *(make sure Jesus is the most important thing in our lives, we can ask Jesus to forgive us and He will)*

5) Craft

Option 1: Match the hearts to the men.

Cut along the dotted lines so that you make a flap on each of the people. Cut out each of the hearts and stick them on the back of the page so when you open the flap you can see their heart. Make the drawing look like you and decorate the heart to look like your heart.



Cut along
only the
dotted
lines

Stick the
hearts on
the back so
when you
open the
flap you
can see
their heart.

Option 2: Retell the story at home.

Use the pictures from the media pages. Cut out and stick each picture onto an ice cream stick. Retell the story to your family.

Lesson 8: God loves you. Do you love others?

Main focus for the lesson:

- God loves us.
- God wants us to love others.

1) Memory Verse

- John 13:35

“Your love for one another will prove to the world that you are my disciples.”

Idea to teach the memory verse.

Cut this image into puzzle pieces and have the children race to fetch the pieces saying the verse each time they fetch one. Let them work as a group to build it and say the memory verse together a few times.

You can say the verse in different voices (e.g. squeaky, deep manly voice, Donald duck, etc.).



2) Hands on

NOTE: Do the lesson before the skit.

PATIENT	
Mike	Seriously Darren. How can you still be getting this wrong? We've gone over this 100 times. This is ridiculous.
Cindy	Hang on... The Bible tells us that love is patient. That means we accept when someone doesn't get something right without getting annoyed and mean. If we want to love one another the way Jesus tells us to, we need to be patient.
Mike	(Rewind) Do you need me to explain it again? Don't worry Darren you'll figure it out.
KIND	
Mike	Sorry Darren can I please use the bathroom first. I'm running late and I have to go soon.
Darren	No ways. I was here first. You'll have to wait until I'm done
Cindy	Hang on... The Bible tells us that love is kind. That means we put the needs of others before our own needs and wants. If we want to love one another the way Jesus tells us to, we need to be kind towards each other.
Darren	(Rewind) Sure Mike. I still have some time so you can go ahead of me.
KEEPS NO RECORD OF WRONGS	
Darren	Oh, I'm really sorry Mike I didn't mean to break that. Will you please forgive me?
Mike	No, I can't! Seriously you keep on taking and breaking my stuff.
Darren	That's not true.
Mike	(Pulls out a long rolled up list) When you were 3 you broke my Spiderman action figure. When you were 5 you ate my chocolate without asking. When you were 7 you "accidentally" punched me in the stomach. When you were 9 you took my...
Cindy	Hang on... The Bible tells us that love keeps no record of wrongs. That means we forgive people when they hurt us and don't bring it up again. If we want to love one another the way Jesus tells us to, we need to forgive each other and keep no record of wrongs.

Darren	(Rewind) Oh, I'm really sorry Mike I didn't mean to break that. Will you please forgive me?
Mike	Well I'm really sad that you broke it, but yes I will forgive you.
ENCOURGE ONE ANOTHER	
Mike	(Playing a video game)
Darren	Wow you're really bad at this. No seriously you're terrible.
Cindy	Hang on... The Bible tells us that to love means we encourage one another. That means we cheer each other on and support one another. If we want to love one another the way Jesus tells us to, we need to encourage each other.
Darren	(Rewind) Come on Mike! Try again, you'll get it right. Don't give up
PRAY FOR EACH OTHER	
Darren	I'm really stressed out Mike. I didn't sleep well last night because I was studying for a test and I've also got rugby trials today.
Mike	Shame I'm sorry. I don't really know what else to say.
Cindy	Hang on... The Bible tells us that to love means we pray for one another. If we want to love one another the way Jesus tells us to, we need to pray for each other.
Mike	(Rewind) Shame I'm sorry. I'll pray for you and ask Jesus to help you with everything you need to get through.

3) Bible Story + Lesson:

Do you guys know what a disciple is? **(Allow the children to respond)**

Yes, well the disciples were the 12 friends that Jesus had that followed Him everywhere and followed His instructions and example on how they should live and act. But did you know you can also be a disciple of Jesus.

A disciple is someone that follows the instructions and examples of another person. When we choose to accept Jesus into our hearts and follow and obey what Jesus says we should do, we are His disciples. The Bible tells us that when we are disciples of Jesus, we become part of a new family. We become a part of God's family, the church. The reason we can be a part of God's family is because of the incredible love that Jesus has for us. He gave His life to save us.

The sad thing is a lot of people in the world don't know who Jesus is or they have decided not to accept Him and that means they are not a part of God's family. They don't know about the great love that Jesus has for them and the family that they can be a part of.

But Jesus tells us in John 13: 35, "Your love for one another will prove to the world that you are my disciples". Jesus is saying that the love we have for our family in God will show the rest of the world that we have accepted Jesus into our hearts, and we are following His instructions. Our love for each other will show people the love of Jesus.

Now love isn't always hugs and cuddles, although those things are great. The love Jesus wants us to have for each other is so much more than that. In 1 John 4:8 Jesus says that if we do not love we do not know God, because God is love. Showing love to those around us is a very

serious and important thing. Do you think we should only love the people in God's family or everyone in the world? **(Allow the children to answer before telling them - everyone).**

In Matthew 5 Jesus says that we should not only love but pray for people we consider our enemies. That sounds crazy, but if we want to be disciples of Jesus, we need to follow His instructions and live the way He has asked us to.

Let's take a look at our skit and look at some of the ways we can show love to each other.

4) Review Questions

- Can you think of any other ways we can show love to each other? *(Cooking a meal for someone, Helping your siblings with their chores or homework)*
- Do you think it will be difficult to show love to people who don't show us love? (Yes) Do you think God wants us to still show them love even when they are mean? (Yes)

5) Craft

Option 1: Bunting

Print out the template in the media pack and decorate the bunting that says: "God wants me to love others". Staple it onto a string.



Option 2: Match the columns

Look up the verse and match them to the correct scripture.

Match the verse to the verse reference.	
Love is patient, Love is kind.	Ephesians 4:2
In the same way, prayer is essential in this ongoing warfare. Pray hard and long. Pray for your brothers and sisters.	Ephesians 6:18
So encourage one another and build each other up, just as you are already doing	1 Corinthians 13:4
Love does not demand its own way. It is not irritable, and it keeps no records of being wronged.	1 Thessalonians 5:11
Always be humble and gentle. Be patient with each other making allowance for each other's faults because of your love.	1 Corinthians 13:5

Lesson 9: God is with you. Are you spending time with Him?

Main focus for the lesson:

- When we spend time with God, the Holy Spirit can fill us so that we can do the things God wants us to do.

1) Memory Verse

- Matthew 28:20b

“You can be sure that I will be with you always. I will continue with you until the end of time.”

Idea to teach the memory verse.

Give each child a balloon and let them write the verse onto it.

Next get them to rub the balloon on their clothes or on their hair until the static makes it stick to them. With the balloon stuck to them, let them walk to different places in the room or venue saying the verse each time they get there.

Prepare the class that if anyone's balloon falls off then the leader will say the balloon might leave you **BUT you can be sure....** (and have them say the rest of the verse together)

2) Hands on

Choose someone your class would be able to recognize easily but will not know everything about.



Show the class a picture of Siya Kolisi, the captain of the SA rugby team who won the 2019 Rugby World Cup. Let the kids get excited about answering the questions.



Ask the following questions:

Do you know who this is?

What does he do for a living?

What special achievements is he famous for?

Do you know if he's married or has any children?

Do you know if he has any pets?

Do you know what his favourite food is?

Do you know what he like to do when he's relaxing at home?

Do you know what colour his toothbrush is?

Do you know if he wears socks with his PJ's?

Do you **know** him?

Okay, so we don't know the answers to lots of these questions, do we? How come? Because although we know WHO Siya Kolisi is, we don't actually **know him**.

Who **would** know the answers to these questions? Someone who spends time with him, like his wife or his dad or his best friends.

They would know the real Siya because they spend time with him. They talk to him all the time, they spend time doing things together and they spend time in the same places that he does.

You see, it's the same with our Father God. If we spend time with Him, we know Him better! We can **say** we know who God is but unless we spend time talking to Him, doing things with Him and spending time getting to know Him, we can't really **KNOW** Him.

3) Bible Story + Lesson:

In our memory verse today (Matthew 28:20b) we see that Jesus promised us that He will always be with us. Isn't it wonderful to know that it is not we who start our relationship (friendship) with God but God Himself? It is God that formed us by putting each part of us together. It is God who spoke to us first by giving us the Bible. It is God that sent His son, Jesus, to save us so we can live with Him forever and it is God who promises that His Holy Spirit will come and live inside us (Joel 2:28-32; John 14:15) Even Jesus' last words to His disciples were that Holy Spirit would come (Acts 1:8)

And do you know that the Holy Spirit **did** come. Let's read about it from the Bible.

As I tell the story, you are going to make the sound effects and do some actions. Are you ready? (*Actions and sounds in blue.*) I'm reading from the book of Acts, Chapter 2.

Acts 2 (International Children's Bible) The Coming of the Holy Spirit

2 When the day of Pentecost came, they were all together in one place. *Just like we are now.* **2** Suddenly a noise came from Heaven. It sounded like a strong wind blowing. (*Can you make strong wind blowing sounds?*) This noise filled the whole house where they were sitting. **3** They saw something that looked like flames of fire. (*Put your fingers above your heads like little fires. Sometimes the bible calls these "tongues of fire"*) The flames were separated and stood over each person there. **4** They were all filled with the Holy Spirit, and they began to speak different languages. (*Let's all pretend that we are speaking different languages.*) The Holy Spirit was giving them the power to speak these languages.

5 There were some religious Jews staying in Jerusalem who were from every country in the world. **6** When they heard this noise, a crowd came together. They were all surprised, because each one heard them speaking in his own language. **7** They were completely amazed at this. (*Can you act surprised?*)

Okay, settle down. That was a fun story wasn't it? Now we must remember that the wind was not the wind that blows around us on the playground on a windy day but rather the Holy Spirit coming into the place where the worshippers were all gathered.

And it wasn't an actual fire that could have hurt anyone, it just looked like fire but instead it was the Holy Spirit on each person there.

And also, the people were talking in different languages, that wasn't them pretending like we were but actually the Holy Spirit filling them so that they could go out into the world and tell about God and what His son, Jesus, has done for us.

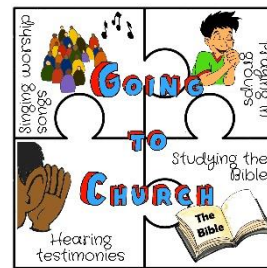
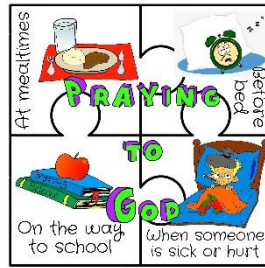

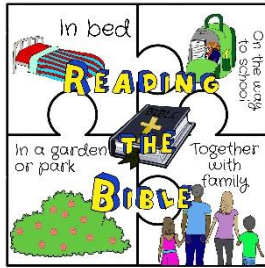
The most important part of this story is that God sent the Holy Spirit just like He said He would.

Do you know if you believe in Jesus then the Holy Spirit comes to live inside you and never leaves you! Sometimes people feel the presence of the Holy Spirit and other times we only see what the Holy Spirit does through us.

God has made it easy for us to be friends with Him and get to know Him. So what do you think we need to do? Yes, we need to spend time with Him.

Hand out the puzzle pieces to your class while they are seated. Then at your signal let them try find the people who are holding the matching pieces of the puzzle and build it.

Now allow the children some time to look at their puzzle and try to work out what they can do to get to know God more. Each completed puzzle shows us an active way to be close to God and then **places** or **ways** we can do that action.



1. Reading the Bible: in bed, in a garden or park, on the way to school, together with your family.
2. Serving God: making a sandwich for someone, helping with housework at home, reading bible stories to younger siblings or neighbours, starting a Love Jesus Club at school.
3. Praying to God: at mealtimes, before bed, on the way to school, when someone is sick or hurt.
4. Going to church: singing worship songs, praying in a group, studying God's word, hearing testimonies.

Acts 2:42 tells us what the church in that time did and we should be doing the same.

⁴² The believers spent their time listening to the teaching of the apostles. They shared everything with each other. They ate together and prayed together.


4) Review Questions

- a) Was it really fire on their heads? (no, it was the Holy Spirit that they explained as looking like fire)
- b) What can the Holy Spirit help you do? (understand the Bible better, help you teach others, help you help others know about Jesus)

5) Craft


Option 1: Colour in page

Colour in the picture and stick orange and red crepe paper where the tongues of fire are.



Option 2: Puzzles

Cut out the puzzles and play the game at home with your family.



Lesson 10: God keeps His Promises, let's worship Him!

Main focus for the lesson:





- God is faithful, He keeps His promises.
- We need to believe in Him, trust Him and have faith in Him.
- We should praise, worship and thank Him for His faithfulness.

1) Memory Verse

- Psalm 146:6 (NLT)

"He made heaven and earth, the sea, and everything in them. He keeps every promise forever."

Idea to teach the memory verse.

Scripture:	Actions:
He made heaven	Point upwards 
And earth	Make a circle with arms above head. 
The sea and everything in them	Use hands to make wave motion 
He keeps every promise forever.	Do "Pinky promise" with your hands 

2) Hands on

Set up a table with Leader 1 (Sam) writing a letter to Leader 2 (Joe). Leader 2 should be sitting somewhere else reading his Bible. Ideally Leader 2 is the leader who taught the Memory verse. *(This can be made into a puppet show, with leader 1 as the puppet)*

Sam	<p><i>(start writing letter)</i></p> <p>Dear Joe</p> <p>I am so sorry that I hit you on the arm and hurt you last week. Please forgive me – I PROMISE I will never do it again. From your friend Sam. <i>(Fold up the letter)</i></p> <p>Ok, now I need to give this to Joe. I hope he forgives me.</p> <p><i>(Go to Joe)</i> Hey Joe – here is a letter for you.</p>
Joe	Hello Sam, oh wow, thank you. Can I read it now?
Sam	<i>(looking anxious)</i> Um, ok, I suppose so
Joe	<p><i>(Open letter and read aloud)</i></p> <p>Dear Joe</p> <p>I am so sorry that I hit you on the arm and hurt you last week. Please forgive me – I PROMISE I will never do it again. From your friend Joe. <i>(Fold up the letter)</i></p>

	Thank you Sam I forgive you, but I had actually forgotten about that.
Sam	(<i>shocked</i>) Really?
Joe	Yes, it was a while ago and honestly, it didn't hurt that much! (<i>Mutter</i>) You don't hit THAT hard.
Sam	(<i>More shocked and upset</i>) Oh Really? Well, I'll show you! (<i>Hit Joe's arm again</i>)
Joe	(<i>Rubbing arm</i>) HEY!!! What was that for?
Sam	(<i>Looking grumpy</i>) Well, since you said it didn't hurt that much and I don't hit THAT hard, I thought I'd show you!
Joe	(<i>Open letter and point to the words</i>) But Sam, you just PROMISED me that you would never do that again and you just did it again!
Sam	I know but that was before you said that it didn't hurt that much!
Joe	You can't just break your promise because I didn't say what you wanted to hear.
Sam	(<i>Look remorseful</i>) Oh, I'm sorry – I promise I'll never break my promise again!
Joe	Sam, that is going to be a very difficult promise to keep because as people we have all broken promises. I can think of times where I have broken promises too. But there is good news! In the Bible we learn that God always keeps His promises, and I was just teaching the children a great memory verse about that too.
Sam	Phew that is good news. Do you think the children can teach me that memory verse so that I remember that God keeps His promises and so should I.

Conclude:

Even though we sometimes break our promises, God will always keep His promises.

3) Bible Story + Lesson:

Set up 4 station games (*allow at least 10 minutes for each*) for the children to rotate. Activities have been included if games can't be played.

Tell the children that we are going to remember all the ways and times that God keep His promises and that we should thank Him for all He has done and all He promises to do. At each station, the leader should ask the children "Does God keep His Promises?", to which the children should repeat the memory verse "He made heaven and earth, the sea, and everything in them. He keeps every promise forever."

Station 1: God's promises are forever (Noah)


Briefly tell the story of Noah using the pictures provided. If the children know the story well, you can ask them questions to get them involved in telling the story.

The book of Genesis chapters 6 - 10, we read about a man named Noah. Noah was a man who worshipped God.



Everyone else disobeyed God and they did many wicked things. God told Noah that He was going to send a flood to cover the earth and the only people who God would save would be Noah and his family. God gave Noah instructions to build an ark and to fill it with supplies.





Before the rain started, God sent the animals to the ark. God sealed the ark and then the rain started. It went on for 40 days and nights and the whole earth was flooded. The flood



lasted about 5 months before the ark rested on a mountain. But Noah still had to wait for the water to go down before they could leave the ark. Noah sent a dove

out of the window, but it returned as it didn't find a dry place to rest. A week later, Noah sent the dove out again and this time it came back with an olive leaf in its beak. The next week, Noah sent the dove out again and this time he knew the earth was dry because dove did not come back. Noah and his family and all the animals left the ark. Noah built an altar to God and



worshipped Him. God then made a promise that He would never send a flood again to destroy the earth. He gave a special reminder of this promise, do you remember what this sign is? Yes, it's a rainbow. The flood happened a very long time ago and every time we see a rainbow; we can remember that God always keeps His promises.

Game:

In a bowl, have names of different animals that make identifiable sounds (*duck, dog, elephant etc.*); print 2 of each of the names.

The children must each choose a piece of paper, look at the animal name and then close their eyes. They must then find their partner by walking around and only making the animal sound. They should keep their eyes closed until they find their partner.

At the end of the game, make sure the children put their papers back in the bowl for the next group.

OR

Activity: Noah's Ark Bingo

Play a game of Noah's Ark Bingo.


Print out the bingo sheets and give each child one with a pencil or crayon.

Place all of the call-out pictures in a container and mix them up. The leader chooses a picture without looking and if a child has that on their card they mark that square. Players shout "BINGO!" when they get a full line (*vertical, horizontal or diagonal*)

Before the children move to the next station remember to ask, "does God keep His promises?" and they must reply with the memory verse.

Station 2: God promised a Saviour

From the beginning of the Bible, after Adam and Eve had sinned, God promised that He would send a Saviour, the Messiah (Chosen One) who would save the world. Do you know who the promised Saviour is? Yes, it's Jesus. Throughout the Old Testament, there were lots and lots of prophecies about



Jesus that only He could match. Here are a few of them (You can have the pictures printed out to show the 2 different scripture references)

Micah 5:2

The Messiah would be born in Bethlehem.




Matthew 2:1

Mary and Joseph had to travel to Bethlehem to complete a census.

Isaiah 40:3

There will be a messenger before Him.



Matthew 3:2

John the Baptist came proclaiming Jesus.

Isaiah 35:5

He will perform miracles.



Matthew 9:35

Jesus went through cities and villages teaching, proclaiming the gospel and healing people.

Isaiah 35:5

He would be crucified with thieves.




Matthew 27:38

Then two robbers were crucified with Him.

Psalms 68:18

He will ascend to heaven.



Acts 1:9

And as he said these things, as they were looking on, he was lifted up and a cloud took him out of their sight.

GOD
ALWAYS
KEEPS
HIS
PROMISE

WOW isn't that incredible that God kept all those promises and that Jesus is the perfect match.

Do you remember what we learned in the first week, that when we believe in Jesus and accept Him, we have the right to become children of God. Let's play a game to help us remember this...

Game: John 1:12 Hopscotch

Set up 2 hopscotch tracks using the memory verse words as shown here.

Split the children into 2 groups. Each group forms a line behind the hopscotch start block.

They will then compete in a hopscotch relay. When the leader says "GO", the first child from each team will do the hopscotch track saying the verse as they go. when they finish, they must run back to their team and tag the next person at the front to start the hopscotch.

The player who has finished must join the back of the team and sit down.


The winning team is the group who finishes first with all children sitting down.

	BUT TO		JESUS AND		THE RIGHT	
START		BELIEVED		HE GAVE		CHILDREN OF GOD
	ALL WHO		ACCEPTED HIM		TO BECOME	JOHN 1:12

OR

ACTIVITY: Match the Prophecy memory game

Print out the Prophecy cards provided in the media pack on A4 pages. Set up the game by lying all the cards face down in a 4 x 4 pattern, make sure they are jumbled up. The children then take turns to turn over 2 cards at a time. If they match, they keep the cards until the end of the round. If they don't match, the cards must be turned over again for the next person to have a turn. The game is finished when all the cards have been matched. The cards can then be reshuffled and set up for another round.



Before the children move to the next station remember to ask, "does God keep His promises?" and they must reply with the memory verse.

Station 3: God Promised the Holy Spirit (Our Helper)

In John 14:16 Jesus is talking and He says, "I will ask the Father, and He will give you another Helper, (the Holy Spirit), to be with you forever." So even after Jesus went back to heaven, we are not left alone. We have a Helper, Comforter and Teacher, the Holy Spirit.

We have learnt about when the Holy Spirit arrived, you can read about that in the book of Acts.

Have the following items and we will use them to explain the Holy Spirit:

- 1) Fan (Either a handheld fan or an electric fan)
- 2) 2 Hot water bottles (*one filled with hot water (Not too hot!) and the other with cold water*)
- 3) Bottle filled with water, an empty jug and some extra empty cups.

Tell everyone that this morning we are talking about the Holy Spirit that Jesus promised us.

The Holy Spirit is part of God. There is God the Father, God the Son, who is Jesus, and God the Holy Spirit.

Say, I have some items here to tell you a few things about what the Holy Spirit is like:

- 1) (Switch on the fan and let it blow on the children or use the handheld fan and make a wind blow over the children) Ask the children if they can feel the wind? Yes. Can you see the wind? No. And can you hear the wind? Sometimes, yes you can. Who can make a sound like the wind? (See if any of the children will imitate the howling of the wind) Well, the Holy Spirit is like the wind, we can't see Him but we can feel Him. We can also listen to the Holy Spirit. He helps us make the right decisions when we are close to Him.



- 3) (Switch off the fan and get the hot water bottles.) Ask the children what they are? Yes, they are hot water bottles. Just by looking at them, can you tell me which one has hot water in it? No. You can only tell when you feel the hot water bottle. (Let the children feel the bottles and ask one child to hug the hot water bottle and keep holding onto it) We already know that we can feel the Holy Spirit and this shows us the same thing. Now look at the child who is hugging the hot water bottle and ask them how they feel? (They should say they feel warm) This also shows us that the Holy Spirit warms our hearts when we stay close to the Holy Spirit. What does it mean to be warm-hearted? (See if the children can answer) It means showing kindness, sympathy, and love and being a caring person and most importantly a person who is warm-hearted from the Holy Spirit will share the love of Jesus with others.




- 3) (Put the hot water bottles away) ok, last one. I have a bottle of water here, the Holy Spirit is like this water and we are like this empty jug. (Pour water into the empty jug) we need to be filled with the Holy Spirit. He fills us with life and love. But that isn't where it ends, we need to share that life and love with others (pour from the jug into the empty cups). If we keep pouring out water - what is going to happen? Will the water run out? No! Jesus said that the Holy Spirit would never leave us. When we pour out the love to others, the Holy Spirit keeps filling us up again so we can never run out. (Pour more water from the bottle into the jug)



Game: Holy Spirit Balloon Race

Give each child a balloon and tell them to blow it up. Just like the Holy Spirit fills us up. Then tell them to let them go – of course the balloons will go all over the place. Get them to run and fetch their balloons; they should then blow them up again. Remind them that the Holy Spirit will keep filling us up.

Now, this is just for a fun game, they must have a competition to see whose balloon goes the furthest. You can have as many rounds of this game as you want. It is funny to see the balloons flying all over and also hear the funny noise they make. (The children can keep their balloon!)



OR

Activity: Bible Verse Puzzle

Print out the puzzle from the Media Pack in A3, cut out the pieces. Hide the pieces around the venue or area and the children can find them and build the puzzle and say the verse.



Before the children move to the next station remember to ask, “does God keep His promises?” and they must reply with the memory verse.

Station 4: Let's worship God

We have learnt through the term that we are children of God. We have learnt that He is our Shepherd, our Provider, that He calls us and equips us, He loves and forgives us, He is always with us and today we learnt that God always keeps His promises.

Ask the children what they love most about being a child of God.

We have so much to be thankful for so now it is time for us to worship our amazing Heavenly Father and spend some time thanking Him for all He has done for us. There are many ways we can show how thankful we are; we can spend lots of time with God and thank Him when we pray. We can tell others about all the wonderful things that God has done for us. We can also spend time singing songs of praise and worship to God.

(Have praise and worship playing in the background while the children are doing their craft. For those making the tambourine, they can use them to sing along when they have finished making them)

CRAFT OPTIONS:

Option 1: Write a Thank You letter to God

Write a letter to God thanking Him for all He has done for you. Keep this letter to remind you of all the wonderful things that God has done for you.



Option 1: Musical instrument: Paper plate tambourine

What you will need:

- 2 paper plates per child
- A stapler or thick cello tape
- Beans or rice to fill the shakers
- Crayons/kokis/pencils to decorate the shakers



Once the children each have two paper plates, let them decorate them and write what they are thankful for on the paper plates. Once they are finished, you can help them to stick the plates together around the edge, leave a small

gap to pour in some of the rice/beans. Finish sealing up the plates (If you are using rice, make sure that you have sealed the plates properly or the rice will fall out)

Before the children move to the next station remember to ask, “does God keep His promises?” and they must reply with the memory verse.

4) Review Questions

- a) Will God always keep His Promises? (Yes, the Bible tells us that He always keeps His promises and He has proven that He will.)
- b) What should we do to show God how thankful we are? (We should worship Him, trust Him and tell others about Him so that they will get to know Him too)

5) Craft

See Station Game 4