

The background of the entire page is a photograph of a vast, golden wheat field. The wheat stalks are in sharp focus in the foreground, showing their intricate details. In the distance, a range of low hills or mountains is visible under a dramatic sky. The sun is low on the horizon, creating a bright, glowing light that fills the sky with warm, golden-yellow and orange hues. The overall mood is peaceful and majestic.

# THE KING HAS SPOKEN

THE PARABLES OF JESUS

# Contents:

<b>Letter to the leaders .....</b>	<b>3</b>
Lesson 1: A message from the King.....	4
Lesson 2: Parables about the Kingdom of Heaven .....	7
Lesson 3: Parable of the Rich Fool (Salvation lasts forever) .....	10
Lesson 4: Parable of the Lost Sheep and Coin (God's Love) .....	15
Lesson 5: Parable of the Unforgiving Servant (Forgive and do not judge) .....	19
Lesson 6: Parable of the Good Samaritan (Love others).....	24
Lesson 7: Parable of the Talents (Give glory to God).....	28
Lesson 8: Parable of the Persistent Widow and Neighbour (Prayer) .....	33
Lesson 9: Parable of the Wheat and Net (Choose Jesus).....	37
Lesson 10: The Parable of the Vine and the Branches (Stay close to Jesus) .....	43

## THE KING HAS SPOKEN

© Cornerstone Church Johannesburg  
Revised 2023

This curriculum, including its media pack are licensed under a Creative Commons Attribution-NonCommercial-ShareAlike 3.0 Unported License. This means that this work may be copied and distributed freely as long as the work is credited to Cornerstone Church and that the work is never sold in any way or form. This work cannot be used for commercial purposes.

The work may also be altered or adapted, provided that it is made clear that the alteration or adaptation is not part of the original work and not endorsed by Cornerstone Church Johannesburg, unless the work is endorsed which would be agreed upon with Cornerstone Church Johannesburg.

If you alter, transform, or build upon this work, you may distribute the resulting work only under the same or similar license to this one.

See the details of this Creative Commons license at  
<http://creativecommons.org/licenses/by-nc-sa/3.0/>

Scripture references are taken from:

*Holy Bible*, New Living Translation, copyright © 1996, 2004, 2015 by Tyndale House Foundation. All rights reserved.

HOLY BIBLE, NEW INTERNATIONAL VERSION®. NIV®. Copyright © 1973, 1978, 1984 by International Bible Society. Used by permission of Zondervan. All rights reserved worldwide.

The Holy Bible, English Standard Version® (ESV®) © 2001 by Crossway, a publishing ministry of Good News Publishers. All rights reserved.

All artwork is created in house or found on one of the following free image websites:

<https://www.freebibleimages.org/>

<https://christiancliparts.net>

<https://www.freepik.com/> Copyright © 2010-2023 Freepik Company S.L.

All rights reserved.



## Letter to the leaders

Our children will understand that when someone in authority speaks, like the president or even their teacher, people listen and do what they say.

Jesus is the king of everything. He made everything and He rules over everything - even the president and our teachers. So how much more should we listen and do what He says.

The parables that Jesus told is a message straight from Him to us. That is why it is so important for us to learn about them, ask Jesus to help us understand what He is saying and then do what they teach us.

Some of these stories can seem quite harsh, like when Jesus warns us of what happens when we don't choose Him. We need to help the children remember that these stories, even the warnings, come from a King who loves us - so much so that He died for us. He's telling us these things so that we will make the best choice ever - and that is to love and follow Him every day of our lives.

When you prepare, please consider who Jesus was talking to and what made Him teach this lesson. The same difficulties and mistakes the people back then made we still make today and so it shows us how perfect and timeless the Bible is.

Create a giant Bible box. Each week you will remove an item that will help the children remember what Jesus our King has said. Please read through the last lesson as these items are discussed in further detail here.



# Lesson 1: A message from the King

## Main focus for the lesson:

- Jesus came to Earth with a message from God.
- Jesus wants us to hear His message, understand it, accept it and do what it says.

## 1) Memory Verse

- Matthew 13:9

***“Anyone with ears to hear should listen and understand.”***

## Idea to teach the memory verse.

(See hands on) Have music playing. Stop the music and shout out one of the messages that Jesus said e.g., “Love others” and then the children reply, “anyone with ears to hear should listen and understand.”

Continue until you have gone through all the message cards.

## 2) Hands on

What was Jesus’ message?

For younger children:

Hide the “message cards” around the venue. The children find one at a time and return to the leader. The leader then asks, “What was Jesus’ message?” The children then use the picture to answer: Jesus said:


“Love others”; “Love God”; “Put His Kingdom first”; “Tell others”; “Pray”; “Believe in Jesus”; “Forgive others”.

For older children:

- 1) Have all the messages written where the children can see them.
- 2) Give the children the pictures and see if they can work out / match Jesus’ message to the picture.
- 3) Next mix up the picture cards. Have each child take a turn to select a picture and then act it out. When the class thinks they have the correct answer they call out “Jesus’ message is to ... Love others”



Conclude that these are just some of the important messages that Jesus came to tell us. This series we are going to learn more about what Jesus is saying to us.



## 3) Bible Story + Lesson

Watch this skit in action on our Cornerstone Kids YouTube channel:

<https://www.youtube.com/watch?v=S-0sqBUNSzk>

Have you ever been at school and the teacher leaves the class and says, “Keep quiet I am coming back now”? And she’s not two steps out of the door and someone already starts to talk. And then more kids in the class start to talk. And before you know it the whole class is talking. And then someone in the class tries to keep them quiet like the teacher said by saying shhhhhh -

but no one actually keeps quiet. Instead, a whole lot of others also start saying shhhhh and before you know it the whole class is making a noise by either talking or saying shhhh. But then... the teacher walks in and says, “quiet down” and the class is in silence. Why the difference? Well, we listen to our teacher because she is in charge and we respect her. We also know we could get in trouble if we don’t.

Do you know that the Bible calls Jesus our teacher? He’s not only in charge of a small class but He is in charge of everything! The Bible also says He is the King of all kings. And when the King speaks, we should listen!

When Jesus came to live on Earth, He had a message to tell us. (*Refer to speech bubbles they have collected*) Jesus did everything He could to help us understand this message. He spent many hours telling people this message. And His life showed this message too. For example, He didn’t just say “love others” - He actually loved others. So, people didn’t only hear His message, they saw it too.

And Jesus wanted people to hear what He was saying and then do what He had said. To help tell His message, Jesus used Parables. These are stories to help us learn and understand His message. Let’s watch one of these parables that can be found in Luke 8:4-15. I want you to watch out for what the disciples do when they heard this parable.

[https://youtu.be/IZEO\\_Ls2ERs](https://youtu.be/IZEO_Ls2ERs)

The Parable of the Farmer and the Seeds (Saddleback Kids)

Did you see what the disciples did?

Yes, they came to Jesus and asked Him what this message meant.

If we want to understand and know what Jesus is telling us, we need to come to Him and ask Him. And then Jesus wants us to choose to accept it!

In this parable Jesus was explaining that when people hear His message, not everyone accepts and does what it says.


That’s not how Jesus wants us to respond. He wants us to obey His message and pass this message on to others.

#### **4) Review Questions:**


- a) Can you remember some of the messages that Jesus came to tell us? (*Love others, Love God, Put His Kingdom first, Tell Others, Pray, Believe in Jesus, Forgive Others*)
- b) Will you do what our King has told us to do?
- c) When you don’t understand what Jesus is saying what will you do? (*Just like the disciples we can ask Jesus to help us understand what He is telling us – PRAY and read the Bible*)
- d) Who will you pass this message on to?

## 5) Craft

### Option 1: Man with a message




Fold along the lines so that the mouth can open and close. Children fill the mouth with things that Jesus has said and we can tell others.




Little ones can stick in the message cards.

Older children to write in their own words what Jesus has said.



### Option 2: Message Cards



### Option 3: Match the message



## Lesson 2: Parables about the Kingdom of Heaven

### Main focus for the lesson:

- The Kingdom of Heaven is more valuable than anything else.
- Jesus invites you to be part of His Kingdom.
- The Kingdom of Heaven keeps on growing.

For larger groups divide the children into three groups and let them rotate from game to game as we learn about some of the parables that Jesus told to help us understand more about the Kingdom of Heaven.

### 1) Game 1: Parable of the Hidden treasure and the Pearl of great worth

You will need:

- A treasure box that you **do not** show the children the inside of.
- Material to hide the treasure box.
- Different coloured gems hidden in sand for the children to find and fill their team's container with.
- **Or** pictures of different colour gems hidden around the venue that they will find and stick on their team's board.

Once you have done the treasure hunt tell the parables from Matthew 13:44-46. Jesus told two stories or parables about treasure to help us understand more about the Kingdom of Heaven.

(Matthew 13:44) *(act out the story as you explain)*

A man was walking through a field when all of a sudden, he discovered a hidden treasure *(open and look in the treasure box without showing the children what is inside)*

In his excitement, he hid it again and sold **everything he owned** to get enough money to buy the field.

(Matthew 13:45-46)

Straight after Jesus told another story about a person that looked for the best pearls so that he could sell them. When he found a pearl of great worth, he sold **everything he owned** and bought it!

Can you see what these two stories have in common? Yes, they sold EVERYTHING to get the treasure. Jesus was using this story to help us understand that the Kingdom of Heaven is like a great treasure. It is more valuable than anything else. We need to stop seeing the things we own as being more important but rather realise how valuable God's kingdom is now!

### 2) Game 2: Parable of the Great Feast

*Collect empty food boxes or stick pictures of food onto boxes. Set up a relay race where the children have to run to fetch a box and then place it on a table to make a feast or banquet table.*

*After the banquet table is full of all the collected boxes say:*

I want you to imagine that there is a huge party happening. And I want you to imagine that all this pretend food is real. Even imagine everything else you would have put on the table to make it like a real feast. Would you want to attend this party?

(Luke 14:15-24) One of the parables that Jesus told is called “The parable of the great banquet or feast”.

In this story Jesus tells us about a man who prepared a great feast and sent out many invitations. When the banquet was ready, he sent his servant to tell the guests, “Come, the banquet is ready.” But they all began making excuses. “I’ve just bought some new land I have to go and look at it.”; “I’ve got new cows I want to try them out.”; “I just got married.”

These guys didn’t realise the importance and privilege of being invited to the feast and their excuses meant they missed out.

So, then the man sent his servant to invite all the poor and sick and anyone who didn’t have an excuse. And they came and got to enjoy the feast.

So, what does this all mean.

Jesus came to earth with a very important message. This message was that without Him we are separated from God because of our sin but by believing and accepting Him as our King we can live forever and ever with God in Heaven.

This message is like an invitation to the banquet or party. And the party is His kingdom. And so, Jesus is saying you are all invited to be part of My Kingdom of Heaven. Will you accept the invitation? Will you accept Me? Or will you make excuses?

It’s not because you think you deserve to be there. It’s not because you’ve done anything special or bought a ticket to attend. All you have to do is accept the invitation. And you do this by believing and accepting Jesus as your King.

### 3) Game 3: Parable of the yeast

Watch this object lesson in action on our Cornerstone Kids YouTube channel:

<https://www.youtube.com/watch?v=83Vh0U8GR80&t=3s>

#### What you will need:

- Dry yeast
- Dry flour
- Already made dough with yeast.

*Hint: When you place the dough in a plastic bag and put it in the sun, it will grow and grow until it fills the whole bag.*



*Take the dry yeast and say:* Do you see these little dry granules? This is yeast. Jesus tells us that the Kingdom of Heaven is like yeast. That seems confusing because the granules are so small and they don’t look like they do much. But you see we use yeast when we make bread and when we add just a little bit of yeast to a whole lot of flour it makes the whole bread puff and grow like this (*compare the flour to the risen dough or a loaf of bread compared to a cracker*) It changes it from flat bread to poofy bread.

Let’s read Matthew 13:33

<sup>33</sup> Jesus also used this illustration: “The Kingdom of Heaven is like the yeast a woman used in making bread. Even though she put only a little yeast in three measures of flour, it permeated every part of the dough.”



This parable is saying that just a little bit of yeast changed the whole thing. Every part of the mixture of flour was changed by the yeast. This is how it is with the Kingdom of Heaven. From the moment Jesus arrived on earth the world changed forever because now we have a saviour, the King of all kings. And when we believe in Jesus and accept Him as our King our hearts become completely changed. And we too become a little bit of His Kingdom here on earth. And the more people we tell about Jesus and the more people that choose Him as their King the bigger His Kingdom on earth grows and grows. And God says one day everywhere, both in Heaven and on Earth, will be His Kingdom again like it once was when God created the world.

Knowing that God's Kingdom is already here on earth and that we are already part of it is something to celebrate!

*Baking activity:*

*Children can decorate crown shaped biscuits or cupcakes that have a crown cupcake holder or crown picture in. Help remind them to celebrate that God's Kingdom has come!*



## Lesson 3: Parable of the Rich Fool (Salvation lasts forever)

### Main focus for the lesson:

- Our salvation is the most valuable and precious thing we can have.
- We need salvation more than we need anything else.
- We should put God first in our lives and avoid being greedy

### 1) Memory Verse

- Matthew 6:33

***“Seek the Kingdom of God above all else, and live righteously, and He will give you everything you need.” (NLT)***

### Idea to teach the memory verse.

Seek	Make binoculars around your eyes with your hands
the kingdom of God	point to the sky
above all else	Stand on your tiptoes and reach as high as you can
and live righteously	Put your hands together like you're praying
and He will give you	Stretch your hands out in front of you like you are giving someone a box
everything you need	make wide arches with your hands

### 2) Hands on

Today I'm going to show you some pictures of some items and tell you their prices and I want you to tell me if owning them would make you the richest person on earth. Are you ready?



So, the first item is this milkshake. This milkshake is made of premium ingredients including Jersey cow milk, Madagascan vanilla beans and donkey caramel sauce. It also has real gold flakes in it! And it is served to you in a crystal encrusted glass. Price: \$100! That's R1500! For the same amount of money, you could get 42 milkshakes from Wimpy.

So, do you think ordering this milkshake makes you the richest person?  
(Allow the children to answer)

The next item is this soccer ball. Like the glass the milkshake comes in, it is also very sparkly except this soccer ball is not covered in crystals but rather more than 9000 real diamonds!! Its price is: \$2,5 million, about R37 million. And you can't even kick it around! Imagine that.



So, do you think you'd be the richest person if you owned this ball? (Allow the children to answer)



What about this next item? I know all our car fans are going to love this one... This is the most expensive car in the whole world right now. The Bugatti La Voiture Noire! What a beautiful car! And with a price of \$18,7 Million (R280 million) I'm sure you all think owning this beauty makes you the richest person?

Ok, so now, imagine if you own the most expensive car, the most expensive soccer ball and you drink the most expensive milkshake. Where would you live? Well, Buckingham Palace of

course! And although Buckingham palace is definitely NOT for sale, if it was, it would cost you \$6,7 BILLION, yes, BILLION dollars!! And that is a lot of maths! Over R100 billion!!

So, do you think you'd be the richest person if you owned all these items? *(Allow the children to answer)*

Well, I have some good news for you all! Each one of you has something more valuable than any of these expensive items! And it's not something you can buy with money. If you have invited Jesus Christ to come and live in your hearts, then you all have something more valuable than all the most expensive items: you have SALVATION! That means that when you die, you get to go and live with Jesus in Heaven for eternity! Eternity is forever and ever!

Just think, when the expensive milkshake goes sour and the soccer ball loses all its diamonds, and the Bugatti breaks down and rusts and even Buckingham Palace crumbles, we will all be living in Heaven enjoying eternity with God.

1 Peter 1:3-4 says, "Praise be to the God and Father of our Lord Jesus Christ! In His great mercy He has given us new birth into a living hope through the resurrection of Jesus Christ from the dead, and into an inheritance that can never perish, spoil or fade. This inheritance is kept in heaven for you," (NIV)

Isn't it wonderful to know that we don't have to try get expensive things or hold onto things we think are important now because what God has waiting just for us is perfect, more valuable than anything and it lasts forever!



### 3) Bible Story + Lesson

Watch this object lesson in action on our Cornerstone Kids YouTube channel:

[https://www.youtube.com/watch?v=lb87\\_3Qa9qw](https://www.youtube.com/watch?v=lb87_3Qa9qw)

#### What you will need:

- a BIG bag of sweets
- Two containers (One that the sweets will overflow out of and one that will hold them all)

Today I'm going to tell you two stories about two different men. Jesus told these stories to His disciples and the people who were listening to Jesus when He was teaching here on earth. Remember these stories are called parables.

The first parable comes from Luke 12:16 - 21

"A rich man had a fertile farm that produced fine crops. He said to himself, 'What should I do? I don't have room for all my crops.' Then he said, 'I know! I'll tear down my barns and build bigger ones. Then I'll have room enough to store all my wheat and other goods.'

And I'll sit back and say to myself, 'My friend, you have enough stored away for years to come. Now take it easy! Eat, drink, and be merry!'



"But God said to him, 'You fool! You will die this very night. Then who will get everything you worked for?' "Yes, a person is a fool to store up earthly wealth but not have a rich relationship with God."

In fact, before Jesus told this parable, He said this: (Luke 12:15) "Beware! Guard against every kind of greed. Life is not measured by how much you own."

I am going to illustrate this parable by using these sweets. Mmmmm, I bet you all want these sweets, don't you! Of course, you do! Imagine if these sweets were the crops of the rich man. They could also represent the stuff we try to collect like iPads, cell phones, cars, houses, fancy clothes and shoes, anything that we try to buy more and more of. Even money itself!



*Pour the bag of sweets into the jar but they overflow out of the jar.*

Oh no! I have so many sweets! I have far too many to fit into this container. I don't know what to do. I

know! I'll just get a bigger container... *Bring out the bigger container.*

Ahhh that's better. Now they all fit. But hey, there is a little bit of space left at the top. I

know what I'll do! Tomorrow I'm going to get some MORE SWEETS!!!



Oh dear, what about what Jesus said when He was telling this story? He said: "Guard against every kind of greed. Life is not measured by what you own." Jesus is telling us not to be greedy.

Jesus also says that people who are more concerned with getting more and more earthly wealth instead of having a relationship with God are FOOLS! Wow! Can you see that if the only thing that I was concerned about was all these sweets and where to keep them and how to get more and I didn't have a life with God in it, I would be a fool. And I don't want to be a fool.

*Put the sweets out of sight.*

Let's hear another parable where Jesus talks about a different man. This parable comes from Matthew 13:44

"The Kingdom of Heaven is like a treasure that a man discovered hidden in a field. In his excitement, he hid it again and sold everything he owned to get enough money to buy the field.

So, this man was walking in a field and bumped his foot on a box of treasure. And we know that he knew that it was a very, very precious treasure. He could not just take it because it was on a piece of land that the man did not own. So, the man decided to sell off everything he already owned just so he could buy the piece of land that the treasure was on and in doing so became the rightful owner of the treasure.

We don't know what the man owned already but we do know that he thought the treasure was so much more valuable than absolutely EVERYTHING else he had.

Jesus told this story because He wanted the people to understand that SALVATION is the most important thing we can have. It's more valuable than any earthly treasure we can buy with money. Salvation means that when we die we get to go and live with Jesus in Heaven for eternity! That means forever and ever! And all we need to do to get this very precious treasure is to accept Jesus into our hearts!



None of our material/earthly things will last forever. Jesus knew this and wanted to remind His listeners of how important it was. Our lives should not rely on our stuff, but on the maker of all things, on God. Jesus reminded His people that God handles everything we need. We might not always have every little thing we think we want, but we will have what we NEED. God promises this!

Remember that there is nothing wrong with having nice things. It's only a problem when we make those things the most important part of our lives. We need to make sure that we put God and our relationship with Him first.

In Philippians 3:7-8 Paul writes the following: "I once thought these things were valuable, but now I consider them worthless because of what Christ has done. Yes, everything else is worthless when compared with the infinite value of knowing Christ Jesus my Lord. For His sake I have discarded everything else, counting it all as garbage, so that I could gain Christ."

Wow! Paul says that everything else is "garbage" compared to what it means to believe and follow Christ!

Paul understood that we need Jesus more than we need anything else! And when we have Jesus in our lives, we see how wonderful it is and we want to share that with everyone we meet!

*Take some time to pray with the children and if any child would like to accept Jesus into their hearts, you can pray with them now. (Make sure to have a chat with their parents and let them know so that they can help their child along their journey.)*

#### **4) Review Questions:**

- a) Imagine if the two men from the parables were standing right here today. What would we say to them?
- b) What is the greatest treasure that we can have? (*Relationship with Jesus, Jesus in our lives*)
- c) Why is having Jesus in our hearts the greatest treasure? (*Having Jesus means we have salvation so that when we die we can go and live with Jesus in Heaven. No amount of money can get us into Heaven so therefore our salvation is the greatest treasure we can ever have.*)

## 5) Craft


### Option 1: Treasure Chest

Decorate an envelope to look like a treasure box. On gem shaped pieces of paper, write or draw all the things about Jesus that are precious to you and put them in the envelope.



### Option 2:

Colour in and cut out the garbage bag. Tie a string around the top and hang it on your own rubbish bin as a reminder that everything else is rubbish if we don't have Jesus.



## Lesson 4: Parable of the Lost Sheep and Coin (God's Love)

### Main focus for the lesson:

- Children understand that the "lost" is someone who doesn't love or follow Jesus.
- Children know that Jesus came to seek and save the lost and we should too.
- They know that WE ALL MATTER and God rejoices when we are found.

### 1) Memory Verse

- Luke 19:10

***"For the son of man came to seek and save those who are lost".***

### Idea to teach the memory verse.

Luke 19:10 (*Make a book with your hands*)

For the Son of man (*lift both hands and point to the sky*)

came to seek (*Make binoculars and look around the room*)

And to save (*Make as if you are pulling a rope down from next to your face, pulling down towards your opposite hip*)

That which was lost. (*Move hands from your shoulders downwards, with palms facing the ceiling*)

### 2) Hands On

#### What you will need:

- 1 bag labelled 10 coins with 9 coins inside
- Extra label to change to 9
- 1 bag labelled 10 coins with 10 coins inside
- Torch
- Broom
- Bible to read the story

We often hear Christians talk about someone that is lost. But that doesn't mean they don't know where they are. It means they haven't asked Jesus to forgive them and chosen to love and follow Him.

If we don't believe in Jesus, then we cannot have eternal life with God. Jesus wants everyone to have eternal life and so as our memory verse says He came to earth to look for the lost – the people that don't believe in Him – and do everything He can to save them.

Watch these 2 skits. Only one of these is a story/parable that Jesus told in the Bible. Can you guess which one?

Watch a variation of this skit on our Cornerstone Kids YouTube channel:

<https://www.youtube.com/watch?v=kQtNjusiFAs>

**SKIT 1:** *First old lady comes in carrying a bag labelled '10 coins'.*

She says: Hello children. Do you see my bag here? Well in it I have 10 precious silver coins. Do you want to see them?

*(Get 10 Children to stand up and hand them a coin as you count.)*

Let's count together 1, 2, 3.... 9.

What? 9. But I had 10 coins? One of my precious coins must be lost!

*(Stand behind the child without a coin and bring them a bit forward. Pause for a bit looking worried and then shrug and say)*

Oh well I guess I still have 9 precious coins (*refer to the rest of kids holding coins: ask the one without a coin to sit down. Collect the coins, change the label on the bag to 9 and leave*)

**Leader says: Oh dear she didn't even look for her precious coin. That's terrible! Let's see what the next lady does.**

**SKIT 2:** *Second old lady comes in also carrying a bag labelled '10 coins'.*

She acts out exactly the same until she knows the coin is lost:

She says: Hello children. Do you see my bag here? Well in it I have 10 precious silver coins. Do you want to see them?

*(Call up the same 10 children with the same 'lost' child at the end)*

Let's count together 1, 2, 3.... 9.

What? 9. But I had 10 coins? One of my precious coins must be lost! (*Count frantically again and shake the bag to check*)

*(Stand behind the child without a coin and say) 'Oh no what am I going to do! I have to find it! (Frantically look around the room under furniture, under the kids, get a broom and sweep, a torch and search in dark corners until the coin is finally found)*

Hooray!!!! (*Shout for joy, do a victory dance and tell the children to 'Rejoice with me for my coin is found!!!'*)

Which of these two skits do you think is the story Jesus told in the Bible? Let's read Luke 15:8-10 to see if you are right.

<sup>8</sup> "Or suppose a woman has ten silver coins and loses one. Won't she light a lamp and sweep the entire house and search carefully until she finds it? <sup>9</sup> And when she finds it, she will call in her friends and neighbours and say, 'Rejoice with me because I have found my lost coin.' <sup>10</sup> In the same way, there is joy in the presence of God's angels when even one sinner repents."

Yes, the parable Jesus told is like the second skit. The lady didn't give up until it was found!

Which person do you think Jesus is like? (*The second skit*)

Which person do you think Jesus wants you to be like? (*The second skit*)

Jesus not only wants you to be found and forgiven. He wants you to find other people who don't know Him. Will you be like the lady that Jesus teaches about? Will you help look for people that don't know about Jesus and tell them about Him?

### **3) Bible Story + Lesson**

It is very important to Jesus that people are saved, that is why He didn't only just tell the one parable about the lost but taught two others as well – about a lost son (Luke 15:11-32) and a lost sheep (Luke 15:3-7).

Today I am going to tell you the story of the lost sheep.

There was a shepherd who had 100 sheep. He took very good care of them. He took them to the sweetest grass to feed, and where the coolest water was to drink. Sheep can get lost very easily because they wander and rely so much on their Shepherd to show them where to go, so every day the Shepherd counted his sheep to make sure that none of them had wandered off during the day.



One night, while he was counting, (94, 95, 96, 97, 98, 99.....!), HUH? he only counted 99 sheep. Wait, that can't be right? So, he counted again (94, 95, 96, 97, 98, 99.....!) and there were only 99 sheep. One had got lost. This shepherd was so upset and cried out that one of his sheep was missing. He left the rest of the flock and set off to search for it. He searched and searched and searched for a very long time, but he did not give up until he found his ONE LOST sheep. When he found the sheep, he picked it up and put it over his shoulder and set off home singing and rejoicing that he had found his lost sheep.

When he got home, he called all his shepherd friends to come and celebrate with him.

**At the end of each of these two stories Jesus said something very similar.**

Let's read it from the Bible:

Luke 15:10, Jesus said 'In the same way, I tell you, the angels of God rejoice over one sinner who repents.'

And in Luke 15:7, Jesus said 'In the same way, I tell you, there will be more joy in heaven over one sinner who repents than over ninety-nine respectable people who do not need to repent.'

**Can you see how important it is to Jesus that everyone is saved! He rejoices over every single person that chooses life with Him.**

Just like the coin was precious and important to that woman and the lost sheep was precious and important to the Shepherd, we are ALL precious and important to God. We are so important that He doesn't ever want us to be lost or wander off and He will search for us to find us (save us) because He wants us to have life with Him forever.

Just like the lady who lost her coin, she didn't just forget about it. No, she went looking for it because she knew it had value and when she found it, she rejoiced with all of her neighbours and family, and just like the Shepherd, God doesn't want to punish us for getting lost. He is worried about us when we are lost. He finds us, he cares so much that he doesn't even make us walk home, instead He carries us, keeping us protected and safe from danger, and when we are back safe with the rest of the flock, he rejoices with his friends.

#### **4) Review Questions**

Let's check if you were following what Jesus was trying to teach us.

The lost Coin.

- a) What does the coin Represent? (*Anyone who is lost and doesn't love and follow Jesus*)
- b) Who does the lady represent? (*Jesus*)
- c) Why does she want to find the coin when she saw it was lost? (*Because it was of great value to her – just like we are to Jesus*)
- d) What did the lady do when the coin was found? (*rejoiced*)

The lost Sheep

- a) Who are the lost sheep? (*Anyone who is lost and doesn't love and follow Jesus*)
- b) Who is the shepherd? (*Jesus*)
- c) Why does the shepherd want to find the lost sheep? (*Because the sheep is important to the shepherd – just like we are to Jesus*)
- d) What did the shepherd do when the sheep was found? (*rejoiced*)

## 5) Crafts

### Option 1: Coin rubbing



Bring some coins in for the children to make 10 coin rubbings on their money sack.

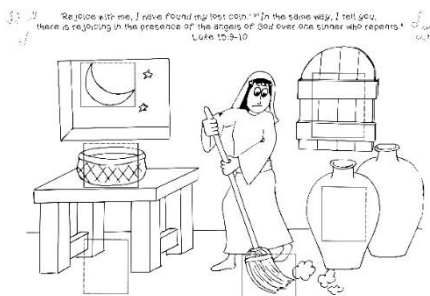
Let them choose one coin to be themselves and write their name next to it. Next to the rest of the coins let them write a name of a person they want to pray for so that they can know Jesus or even know Jesus more so that they too can seek and save the lost like Jesus.

### Option 2: Coins



Make Coins where you draw in the faces of people you know. Encourage the children to tell these people about Jesus and how much they love Him. Also remind them to pray for each of these people that they will have courage to tell others about Jesus so that the whole world can be saved.

### Option 3: Lost Coin Flap



- Cut the flaps on the colour page.
- Stick the page over another page but not on the flaps.
- Let the children hide a picture of the coin in one of the flaps.
- Encourage the children to retell the story using the picture.

### Option 4: Sheep



Children make their own Sheep from cardboard and cotton wool. You could also use a cut-out of their handprint. Remind the children that we will always be special and important to Jesus.

## Lesson 5: Parable of the Unforgiving Servant (Forgive and do not judge)

### Main focus for the lesson:

- To understand what it means to forgive.
- To emphasise that we have been forgiven and we need to forgive.
- That we should not judge others.

### 1) Memory Verse

- Ephesians 4:32

***'Instead, be kind to each other, tender-hearted, forgiving one another, just as God through Christ has forgiven you.'***

### Idea to teach the memory verse.

#### Option 1:

Read the whole verse to the children and then shorten it to the following:

Be kind to each other

Forgive one another

Just as God forgave you.

Make the verse into a marching war-cry:

Start the children marching around the room. Leader could use a whistle.

Leader shouts: **Be kind to each other!**

Children respond: **Be kind to each other!**

Leader shouts: **Forgive one another!**

Children respond: **Forgive one another!**

Leader shouts: **Just as God forgives you!**

Children respond: **Just as God forgives you!**

Leader shouts: **Ephesians four thirty-two!**

Children respond: **Ephesians four thirty-two!**

March around the room a few times repeating the verse. Get the children to march fast (and shout loud) or slow (and whisper) to change things up a bit.

**See the Craft Option 1**

### 2) Hands on

SKIT: "DO NOT JUDGE"

See this skit in action on Cornerstone Kids YouTube channel: [https://youtu.be/KNmPR\\_oVo1g](https://youtu.be/KNmPR_oVo1g)



#### **What you will need:**

- 2 x Shirts with holes (One with lots of big holes and one with one small but noticeable hole)
- 1 x Needle and thread
- Chocolate pudding or peanut butter (something noticeable)
- 1 x damp face cloth

Leader One must wear the shirt with the BIG holes, and a small amount of chocolate pudding on his/her face. Leader One must have the needle and thread.

Leader Two must wear the shirt with the one small hole and LOTS of chocolate pudding on his/her face. Leader Two must have a damp face cloth.

Leader Three will then conclude the skit.

Leader One and Leader Two walk into the room from opposite sides and bump into each other:

Leader One:	Oh, hello Leader Two ( <i>Stare at the hole in the shirt</i> ) I see you have a hole in your shirt. It really looks terrible. I don't know how you can leave home with a hole in your shirt!! You really should not walk around with a hole in your shirt. BUT don't worry I have a needle and thread here so I can help you fix the hole in your shirt!
Leader Two:	( <i>The whole time that Leader One is talking, you must be staring at the chocolate pudding on Leader One's face. Make some gestures to it, and even try and interrupt Leader One.</i> ) Um, sorry I didn't really hear what you said Leader One. You have a smudge of chocolate pudding on your cheek. Don't you look in the mirror when you leave the house? How can you walk around with a blob of chocolate pudding on your face? What would your mother say? BUT don't worry, I have a face cloth here and I can help you clean your face.

Before Leader One and Leader Two help each other, they must FREEZE.

Leader Three can then step in and ask the children if they noticed something strange about the situation.

They should notice that Leader One had lots of big holes in his/her shirt but wanted to fix the tiny hole in Leader Two's shirt. And then Leader Two had lots of pudding all over his/her face but wanted to wipe the small blob off Leader One's face. (Note to Leader One and Leader Two, while Leader Three is speaking, Leader One must notice the BIG holes in his/her shirt and Leader Two must notice how much chocolate pudding is on his/her face)

Ask the children:

Do you think it was right of Leader One to judge Leader Two's shirt when his/her shirt had much bigger holes?

Do you think it was right of Leader Two to judge Leader One's small blob of pudding when his/her face was covered in pudding?

It is never right to judge others. Jesus spoke about this in the book of Matthew chapter 7, but He used the example of a log (*show a log to show how obvious it would be if this is in our eye*) and a speck being in someone's eye. Jesus loved to use practical examples to help people understand what He was saying.

Explain that sometimes we judge others about their faults without dealing with our own faults. Their faults may be small and ours could be huge. Jesus is teaching that we need to first sort out our faults before we tell others about theirs, and then we will also be in the position to help others.

Sometimes it is easy to be critical of someone and it hurts when someone is critical of us. I am sure you can think of times when you have been hurt. We can ask Jesus to help us deal with our faults and we can ask Him to help us forgive those who have hurt us by judging us.

### 3) Bible Story + Lesson

**What you will need:**


- Large clear jar filled with 490 dried beans (or you can use pebbles, marbles etc)

Who can guess how many beans are in this jar? (*Let the children answer*)



One day, Peter asked Jesus, "If my brother sins against me, how many times am I supposed to forgive him? Seven times?" The religious leaders of the day taught that you were supposed to forgive someone up to two times, but not the third time – so maybe Peter said "seven times" because he thought that he was being extra good! But guess what Jesus said? "Not seven times," He told Peter, "But up to seventy times seven times!" Can someone tell me what 70×7 is? *(Let the children answer)*

That's right! Jesus said to forgive someone at least 490 times! That is one time for each of the beans in this jar. That sounds kind of ridiculous, doesn't it? What if another kid stole your homework not once, not twice, not even seven times, but 490 times? Jesus said to forgive him over and over and over and over again!



Jesus then went on to tell this parable found in Matthew 18:21-35.

Then Jesus decided to tell Peter a parable to help him understand how important it is to forgive someone when they are sorry. A parable is a simple story that has a very important meaning. This is Jesus' parable:



Once there was a king who was very rich. He had many servants who worked for him. Some servants were in charge of lots of the king's money. They were also in charge of other servants. The king decided to check to see if one of his servants was taking care of the money. When the king checked on the money, he found out that his servant had not paid the bills but had borrowed the money for himself. It was not just a little money. The servant had borrowed thousands and thousands of Rands! He had borrowed so much money that he could never pay it

back. This man had a huge debt.

At first the king decided the only way to get his money back was to sell the servant and all of his family as slaves. The servant was very upset. The servant begged the king to forgive him for what he had done. He begged and begged him to not sell his family as slaves.




The king felt sorry for the servant. He decided to forgive the servant for borrowing the thousands and thousands of Rands. He even told the servant that he would not have to pay the money back.




Do you think the servant was happy? Do you think that he was so happy that he treated everyone nicely that day? No, he did not.



As soon as the servant left the king, he found another servant who owed him money. The servant only owed this man a few Rands. His debt was very small. Even though the king had been merciful to him, the servant grabbed this man and began to



choke him. He told him that he would throw him in prison until he paid back the few Rands.



Some of the other servants heard what had happened and went and told the king. What do you think the king thought? He had forgiven the servant a huge debt, but the servant could not forgive another even a small debt.



The king was very angry and threw the man in prison. He would have to stay in prison until the debt was paid.

Ask the children what they think the Parable is teaching them? The parable means that God has forgiven us for everything we have ever done wrong to Him. He has forgiven us a huge debt! Now He wants us to forgive people when they are sorry for the bad things they do to us. God forgave us a huge debt like the king in the parable did and we should forgive others for their small debts against us. That's what the servant in the parable should have done.

*Show the children the jar of beans again and ask them how many times Jesus said we must forgive someone? Yes 70 X 7 times. But that doesn't mean that we must keep count of how many times we forgive someone. Jesus is saying that we should forgive them over and over again just the way God keeps forgiving us when we make mistakes.*

*Ask the children to close their eyes and think about someone that may have hurt them or someone they need to forgive. Give them a couple of minutes. This may be a tender time for some of the children so don't rush.*

*Spend some time praying with the children. Remind them that they can ask Jesus to help them forgive because it is not always easy to forgive someone who has hurt us.*


#### 4) Review Questions:

- Why should we forgive others? *(God has forgiven us)*
- How many times should we forgive someone? *(Over and over again)*
- How many times has God forgiven us? *(Over and over again)*

Older children struggling with being able to forgive others can write down, without showing anyone, the things they are struggling to forgive others for. Then pray with them and give them an opportunity to rip these pages up.

## 5) Craft

### Option 1: Cross



### Option 2: Colour Page



### Option 2: Make a Snapper

What you will need:

- Sturdy cardboard
- Scissors
- A rubber band
- Glue stick
- Sellotape
- Coloured pens or pencils
- Copy of the printable template in the media pack.

Instructions:

1. Cut two equal-sized rectangle shapes from sturdy cardboard. They should be just a bit bigger than one of the Bible verse squares on the printable template.
2. Put both cardboard rectangles flat down and use Sellotape to stick the short sides together. It's important to leave a little gap between the two pieces of card to ensure they can fold closed (Reference A).
3. Cut little slits at the other end of the long sides of the cardboard, about 1.5 centimetres in (Reference B). Both sides need to be equally measured so they line up when you fold your two pieces of card together.
4. Colour and cut out your two Bible verse squares from the printable template.
5. Stick the first on one of the cardboard pieces and the second on the other.
6. Fold your cardboard pieces together and hook your rubber band around the slits. Your snapper is now ready!

To use it, carefully open your folded cardboard and turn it inside out. Hold it tight as you put it down on a flat surface, step back and watch it snap! Be very careful not to stand too close and don't bend over your snapper as it springs. Take care to protect your eyes. How high can yours go?

Watch this video to see how it works. <https://www.youtube.com/watch?v=oGZpRdQa-go>





## Lesson 6: Parable of the Good Samaritan (Love others)

### Main focus for the lesson:

- Jesus taught us to love others the way He loves us

### 1) Memory Verse

- John 13:34

***“A new commandment I give you: Love one another, as I have loved you”.***

### Idea to teach the memory verse.

Children all sit in a big circle. Have a heart shaped cushion or a cardboard heart cut-out. Children pass the heart to each other while saying the verse. You can pass around more than one heart object and the kids can start off slowly and speed up.

### 2) Hands on

#### The Good Samaritan Game (Musical statues/ shoes)

You will need a big box or basket.

Every child puts one of their shoes into the big box or basket. The leader starts the game off. Play this song <https://youtu.be/JKOOOF8u8nqY> while everyone marches around the box/basket.



Get someone to stop the music and everyone stands still (as with musical statues. The leader chooses one shoe from the basket. The leader needs to find the person the shoe belongs to and help them put their shoe back on. Then it is that person's turn to be "the Good Samaritan" and pick out someone else's shoe when the music stops. Play until everyone has their shoes back on.

### 3) Bible Story and Lesson

God gave Moses the laws that the people should follow. These laws included the Ten Commandments. Religious leaders from long ago would spend a lot of time studying the law and making sure that people kept them – they even added in a law or two of their own.

When Jesus came to earth, He agreed that the law was good, but He also knew that it was impossible for us to keep all these laws. Although we may try hard to keep them, we have all lied or not listened to our parents at least once.

One day Jesus was talking with some of these important religious leaders and one of them asked Jesus a question. Let's read Luke 10:25-29 (NLT) together to find out what happened.

<sup>25</sup> One day an expert in religious law stood up to test Jesus by asking him this question: "Teacher, what should I do to inherit eternal life?"

<sup>26</sup> Jesus replied, "What does the law of Moses say? How do you read it?"

<sup>27</sup> The man answered, "'You must love the LORD your God with all your heart, all your soul, all your strength, and all your mind.' And, 'Love your neighbour as yourself.'"

<sup>28</sup> "Right!" Jesus told him. "Do this and you will live!"

<sup>29</sup> The man wanted to justify his actions, so he asked Jesus, "And who is my neighbour?"



So, Jesus answered the man by telling him one of His parables. I'm going to tell you the story but I'm going to need some people to come and help me. I need six volunteers.

*(Get them all dressed and ready)*

You will need:

- A head covering for the Jewish man
- A cloak/jacket and a Bible for the priest
- A cloak/jacket for the Levite
- A cloak/jacket, some bandages, a bottle/jar and some coins for the Samaritan
- A head covering for the inn keeper.
- Some donkey ears for the donkey (These can be made from cardboard/paper and stuck to a headband)

One day there was a Jewish man travelling on a dusty road. (Get the child to really act, but no talking) Out of nowhere, the Jewish man got attacked and robbed and left for dead on the side of the road! (The child has to collapse and groan.)

A while later, a priest happened to be travelling the same way (get the next child to act) and saw the man lying on the ground, injured. The Jewish man must have thought he was saved because priests are usually very good people, aren't they? But no! The priest ignored the man and even walked on the other side of the road.

The poor injured man was so disappointed but luckily another man came travelling along the same road. (Get the next child to act) A Levite! Yay! Levites were also usually good people. They were servants in the temple so surely this man will help the Jewish man, right? But no! He also ignored the injured man, he acted like he didn't even see him lying there!

The Jewish man must have thought he was surely going to die on that dusty road. When in the distance, he could see another man travelling towards him. (Bring in the Samaritan and his donkey) As the man got closer to him, he saw that he was in fact a Samaritan! OH NO!! Samaritans and Jewish people were enemies!! They hated each other! The man thought "This guy would never help a Jew! He might even beat me up some more!" But when the Samaritan man saw the injured man, he took pity on him. He bent down and poured oil on his wounds. He bandaged them up as best as he could and helped the man up onto his donkey. (Act out this part) Together they walked all the way to the next town where there was an inn, (bring in the next child) which is like a hotel for travellers. The Samaritan paid for a room for the Jewish man (Give the inn keeper the coins) and even promised to pay for whatever else the Jewish man might need to get better.

(Now get the three actors (Priest, Levite, Samaritan) to stand in front of the audience) Then Jesus asked the religious leaders, "Which of these was a neighbour to the Jewish man?" and who do you think they answered? (Allow the kids to answer)

Yes, it was the Samaritan man. Then Jesus told them to go and do the same!

No one expected him to help the Jewish man because their people were enemies. The Samaritan man did not benefit from helping the Jewish man at all, in fact he actually used his own money to help the man. But he did it because he knew it was the right thing to do!

Now can you imagine the response of the Jewish leaders hearing this parable! They must have thought “well if a Samaritan can do a good deed, then I better get my act together too!” And that’s what Jesus wanted to teach them. Don’t do good things only to people who are the same as you, don’t only do good things if you are going to get a reward. Do good things because Jesus wants us to!

If you had to see Jesus Himself weak and needing help, would you stop and care for Him. (of course) Well Jesus explains in Matthew 25:34-40 that when we ignore others that need help it is like we are ignoring Him too. But when we help others, especially the weak, it is like we are helping Him!

In John 13:34-35 Jesus gives us a new commandment and that is to love others in the same way that He has loved us. When we do this people will see that we are Jesus’ disciples too.

\*Remember that doing good things for others is NOT what gets you into heaven. Believing in Jesus is how we get saved. But when we believe in Jesus, the Holy Spirit comes to live inside us and it is the Holy Spirit that prompts us and helps us do good things for Jesus so that others see His love.

### **Go and do good to others Object Lesson**

#### **What you will need:**

- Shaving cream (With a stick man on it)
- Clear/Transparent glass (With a stick man on it)

*Watch this object lesson in action on our Cornerstone Kids YouTube channel:*

<https://www.youtube.com/watch?v=1Nd4A1rDz5c>

Let’s imagine for a moment that this tin of cream is me and you. This empty glass is someone in the world that doesn’t know about the love of Jesus. Now we could know all about love and have it all on the inside, just like the cream is on the inside. But the cream is of no use just being in the tin. It needs to come out.

*(Start to spray the cream into the glass)* Jesus was the perfect example of how we should love. When Jesus came to earth, he showed us His perfect love. He died on the cross to forgive us for our sins. He spoke to people that others wouldn’t want to speak to. He healed many people. Jesus wants us to go and spread His love. He wants us to pray for people, to encourage them, help them or give them something if they are in need. He wants us to spread His love and not just a little bit, but completely. So don’t keep the love of Jesus on the inside, spread it to the world around you.

### **4) Review Questions:**

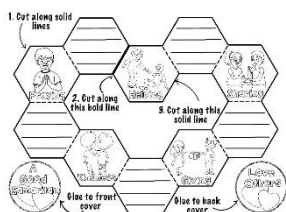
- a) Why do you think the priest and the Levite didn’t help the injured man?
- b) Why do you think the Samaritan man helped the injured man?
- c) Why should we help people in need, even if we don’t know them?

## 5) Craft

### Option 1: Stick bandages on the injured man picture



### Option 2: Good Samaritan booklet.



Follow the instructions to cut and fold the mini hexagonal booklet. Children then fill in personal ways they can love others.



### Option 3: Scenarios where kids can be a Good Samaritan

Pose the following scenarios to children for them to discuss and come up with how our actions could show love to others.

- Your neighbour's dog runs out of the gate just as you are leaving for school. What could you do?...
- The new girl at school seems a bit lost during break time. What would you do?...
- One of your teachers seems to be having a really bad day. What would you do?...
- Your mom is very busy at work and when she gets home she is very tired. What would you do?...
- A man is walking in front of you in the shops. He drops his wallet but doesn't realise. What would you do?...
- An old man is struggling to carry a lot of parcels to his car. What would you do?...
- A boy in your class has been absent for a few days and when he gets back the teacher tells him to catch up the work. What would you do?...
- You see the same homeless beggar at the same spot every day on your way to school. What would you do?...
- It's winter and you have an extra blanket. What could you do?
- You have some clothes in your cupboard that don't fit you anymore. What would you do?...

**There are many children across our sites and in our community that are need. Encourage children to be generous and put into action the things they have agreed to above.**

## Lesson 7: Parable of the Talents (Give glory to God)

### Main focus for the lesson:

- God gives each one of us talents.
- We need to use our talents to the best of our ability and we shouldn't compare our talents with others.
- God wants us to use our talents to be a blessing to other people.

### 1) Memory Verse

- 1 Corinthians 10:31

***"So, whether you eat or drink, or whatever you do, do it all for the glory of God".***

### Idea to teach the memory verse.

Divide your room into different sections. At each section children do a different action for example, a star jump, sing, or pretend to kick a soccer ball or dance. Before the child completes the action, they need to say the memory verse. ***"Whatever you do, do it all for the glory of God."***



### 2) Hands on

Watch this object lesson in action on our Cornerstone Kids YouTube channel:

<https://www.youtube.com/watch?v=byazrM7MAqo>

***The week before you will need to have chosen four leaders that have different talents. Choose an item that can represent each talent and wrap them like a gift.***

Do you know that God has chosen and made you just like you are? He chose the colour of your eyes. He knew what type of hair He would give you and He even has special work planned for you just like He had for a boy named Jeremiah in the Bible. Jeremiah 1:5 "Before I formed you in your mother's womb, I chose you, before you were born, I set you apart for a **special work**. I appointed you as a prophet to the nations".

How amazing is it that before we were even born God had already planned who we would be!

When God made us He gave each of us special and unique talents and gifts. *Hand out the gifts to the respective leader.*

Let's see what talents He has given these leaders. (*These are examples but adjust them to whatever talents your leaders have e.g. good artist, singer etc.*)

Leader One opens their gift and finds a piece of sport equipment or some sports shoes and says, "God has made me really good at sport."





Leader Two finds a mixing bowl, spoon and egg and says, “God has made me a very good cook.”



Leader Three has a book inside their gift and explains “God has made me good at learning different languages.”

Leader Four finds a tutu in their gift and says, “I am really good at dancing.”



Our Bible verse we learnt today said “***whatever you do, do it all for the glory of God!***”

When we give “glory to God” it means we do everything we can to make others see that God is greater than anything else and that He is the most important person in our lives.

So how can you use these talents God has given you to show others how important and great God is?

Leader One – I can keep the rules, play fair and encourage my teammates and I can tell everyone that God is the one that made me so good at sport.

Leader Two – I can share the food I make with others like poor people, or friends that don’t have or even people that are sick or old and can’t make their own food.

Leader Three - I can help people read and understand the Bible. I can even translate what the Bible says into a language that they understand.

Leader Four – I can lead worship and help others express how much they love God through dance.

Isn’t it wonderful that God has given us unique talents that we can use to help others love and know God too? Sometimes we look at other people’s talents and we want to be like them but watch what happens when we try and be something God has not created us to be.

*Leaders swop items/ gifts -*

The tutu doesn’t fit, and they dance really bad, the person drops and cracks the egg on the floor, the other tries to read the other language but just makes silly sounds, the other leader chases and drops the ball all over the place.

Take care to not compare but rather use the talents God *has* given you as then you will be bringing glory to God.

### 3) Bible Story + Lesson

**What you will need:**

- Picture of master
- Picture of 3 servants
- 13 money bags pictures
- Bucket of soil and spade
- Gift box with slips of paper of the things God has given us.





Bible



Salvation



Money



Time



Talents



Holy Spirit

### The Parable of the Three Servants (Matthew 25:14-30 NLT)

Read the story straight from the Bible, and not the curriculum, while using the pictures provided. *(This is a wonderful opportunity to show the children that these parables are not an opinion, but they are God's word)*

<sup>14</sup> "Again, the Kingdom of Heaven can be illustrated by the story of a man going on a long trip. He called together his servants and entrusted his money to them while he was gone. <sup>15</sup> He gave five bags of silver to one, two bags of silver to another, and one bag of silver to the last—dividing it in proportion to their abilities. He then left on his trip. *(Stick the number of money bags by each servant as you read the story)*

<sup>16</sup> "The servant who received the five bags of silver began to invest the money and earned five more. <sup>17</sup> The servant with two bags of silver also went to work and earned two more. *(Add the extra bags of money by each servant as you read the story)*

<sup>18</sup> But the servant who received the one bag of silver dug a hole in the ground and hid the master's money. *(Dig in the sand and hide the picture of the bag of money)*

<sup>19</sup> "After a long time their master returned from his trip and called them to give an account of how they had used his money. <sup>20</sup> The servant to whom he had entrusted the five bags of silver came forward with five more and said, 'Master, you gave me five bags of silver to invest, and I have earned five more.' *(Get the children to now count how many bags he has to offer the master)*

<sup>21</sup> "The master was full of praise. 'Well done, my good and faithful servant. You have been faithful in handling this small amount, so now I will give you many more responsibilities. Let's celebrate together!'

<sup>22</sup> "The servant who had received the two bags of silver came forward and said, 'Master, you gave me two bags of silver to invest, and I have earned two more.'

<sup>23</sup> "The master said, 'Well done, my good and faithful servant. You have been faithful in handling this small amount, so now I will give you many more responsibilities. Let's celebrate together!' *(Get the children to now count how many bags he has to offer the master)*

<sup>24</sup> "Then the servant with the one bag of silver came and said, 'Master, I knew you were a harsh man, harvesting crops you didn't plant and gathering crops you didn't cultivate. <sup>25</sup> I was afraid I would lose your money, so I hid it in the earth. Look, here is your money back.' *(Dig up the dirty money and ask the children if they think the master is going to be pleased. Do you think this is what the master wanted the servant to do?)*

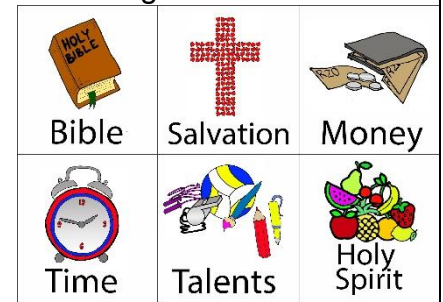
<sup>26</sup> “But the master replied, ‘You wicked and lazy servant! If you knew I harvested crops I didn’t plant and gathered crops I didn’t cultivate, <sup>27</sup> why didn’t you deposit my money in the bank? At least I could have gotten some interest on it.’

<sup>28</sup> “Then he ordered, ‘Take the money from this servant, and give it to the one with the ten bags of silver.

<sup>29</sup> To those who use well what they are given, even more will be given, and they will have an abundance. But from those who do nothing, even what little they have will be taken away.

The master in this story is Jesus and the servants are all the people on earth, whether they believe in God or not. Jesus uses this story to teach us some important things.

- 1) Jesus returned to Heaven and so just like the master He has gone away and will return. Jesus has given us gifts to do His work. In the story Jesus talks about money, called talents, but there are many other things He has given to us! Fortunately we do have the Holy Spirit with us all the time.



*Open the gift box and pull-out things that Jesus has given us:*

- Bible – the very message from God Himself that tells us how we should live and helps us teach others too.
- Salvation – God has given us our own story of how we were saved and this is something we can share with others so they can know more about Him and love Him too.
- Holy Spirit – God has given us the Holy Spirit who lives in us and helps us understand and know what to say.
- Money – that we can use to help others.
- Time – that we can use to pray, worship and learn about God as well as spend time telling others about Jesus and praying for them too.
- Talents – opportunities to tell and show others how great God is.

**We shouldn’t hide these things and keep them for ourselves, instead we must use them to do everything Jesus asks us to do.**

- 2) Verse 15 assures us the amount that Jesus has given us and how much He expects from us matches what we are able to do.
- 3) We might not know when Jesus will return but we need to be ready to show Him what we have done with the things He has given us.
- 4) Our aim is to use everything we have so that others will love, follow and give glory to God too.

#### 4) Review Questions:

- a) What talents has God given you?
- b) How are you going to use these talents for God?
- c) What do you want God to say to you one day about the way you have used your talents?

#### 5) Crafts

### Option 1: What are your talents?

Do you know what some of the talents God has given you are?

Draw them or fill them in here. Then think about how God wants you to use them.

Using my God-given  
**TALENTS**

TALENT ONE:	TALENT TWO:	TALENT THREE:

### Option 2: Craft to retell the story

Children use the craft to retell the story and then fill in personal examples too.

### The Parable of the Talents

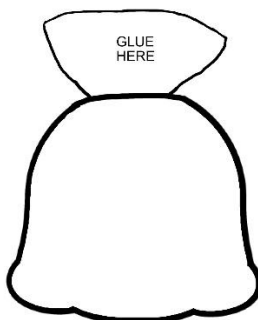
Add in what the servants did with their talents and write down some ideas of what you can do with your gifts and talents.



### Option 3: Fill money sack with things God has given you.

Print out a sack and get the children to draw their talents **or** find pictures from a magazine to stick on to their sack **or** use the example of things God has given us all.

Add the gifts and talents God has given you to your bag.



cut this bag out and flap it over the other bag



# Lesson 8: Parable of the Persistent Widow and Neighbour (Prayer)

## Main focus for the lesson:

- We speak to God through prayer.
- God hears our prayers.
- God wants us to keep talking to Him and to keep asking.

## 1) Memory Verse

- 1 Thessalonians 5:17

***“Pray without ceasing.”***

## Idea to teach the memory verse.



Print out a big stop sign and get the children to act out doing something they would be busy with throughout the day, such as eating, sport, sleeping, school, dancing etc.


Then every time you hold the stop sign up, they must kneel down, put their hands together and say the verse “Pray without ceasing.” Over and over again.

Explain that throughout the day, no matter what we are doing we can and should be talking to God. We don't have to stop what we are doing. We can and in fact God wants us to pray in our hearts all the time. Whether we are going through something good or bad. God wants to be a part of everything we do.

## 2) Hands On

Watch this object lesson in action on our Cornerstone Kids YouTube channel:

<https://www.youtube.com/watch?v=EcczqOJJCA8>



- Have the following pictures stuck up on the wall.
- Once the children have looked at them for a little bit turn them over so they can't see them anymore.
- Give clues until they name the picture you are about to discuss – e.g. Clue: *I put hand cream on them, gloves when they're cold and nail polish to make them pretty.* Answer: *Praying hands*
- Turn over the picture and explain what it teaches us about praying.

1. Praying hands (*Clue: I put hand cream on them, gloves when they're cold and nail polish to make them pretty.*)

Today we are going to read two parables about praying. But first who can tell me what prayer is? Yes, prayer is simply us talking to God. You know what is so cool about prayer? That God hears us and answers us!

2. The cellphone (*Clue: I have to charge it, I put a cover on it to protect it, I answer it by saying "hello"*)

Where have you seen someone using their cellphone? In the house, in the garden, at the shops, on the way to different places, in the morning and at lunch and even in the evening? The cellphone reminds us that we can speak to God wherever we are. But God NEVER goes to voicemail. He is always on the other side, and we can pray to Him any time of the day or night and in every situation. The cool thing about a phone conversation is that it isn't all about what we say. The person at the other end also wants to have a turn. Jesus wants to talk to us. We need to listen to Him.

3. The Bible (*Clue: It is filled with words, I use a bookmark to keep my place, it is written by God*)

There are about 650 prayers listed in the Bible and many of those even record how God faithfully answered these prayers. The Bible teaches us just how to pray and the importance of prayer.

4. Cross (*Clue: It is made of wood, it reminds us about what Jesus did for us, Christians often wear it on a necklace*)

The best person that we can look at when we want to know how to pray is Jesus. The Bible mentions 25 times when Jesus spent time praying to God, but we know that He would have done this so much more. Jesus prayed because He loves His Father and He wanted to keep close to Him. Jesus prayed alone (Matt 14:23), He prayed in public (John 11:41), He prayed before meals (Matt 26:26), He prayed before he made important decisions (Luke 5:16), He prayed before healing people (Luke 5:16), He prayed to do his father's will. He also teaches us in Luke 11:2 how to pray. Jesus is the perfect person to teach us how to pray and a great example of what it means to prayer without ceasing.

5. Our mouths. (*Clue: It opens and closes, if you don't use toothpaste it stinks, we can put lip gloss on it.*)

This is to remind us that it is us who do the praying. We use our mouths to thank God and to ask Him for His help. Matthew 7:7-8 says, "Ask and it will be given to you, seek and you will find, knock and the door will be open unto you."

1 John 5:14-15 says "This is the confidence that we have in approaching God, that if we ask anything according to His will, He hears us. And if we know that He hears us - whatever we ask - we know that we have what we asked of Him." God loves it when we pray to Him.

### **3) Bible Story + Lesson**

(*Optional: dress up one of the children as a widow and another as a mean judge as you tell the story. Have the widow leave and come back over and over again to ask the judge.*)



Today we are going to learn about two parables that Jesus taught us about prayer. Let's see if you can work out what the main thing Jesus was trying to teach us in these stories.

### **The persistent widow. (Luke 18:2-8)**

There once was a judge. A judge is someone that makes sure that everyone is treated fairly and that people do the right thing. But the judge in this story did not love God and he did not care about people.

One day a widow came to the judge. Her enemy was not treating her fairly and she wanted the judge to help her. The widow asked the judge "please help me."

But the judge ignored her.

The widow asked again "please help me".

But the judge ignored her again.

The widow asked the judge again "please help me".

And once again the judge ignored her. What do you think the widow did next?

- a) She went and got her own justice on her enemy.
- b) She went and moaned that the judge didn't listen.
- c) She went and asked the judge again.

The widow didn't give up! She went back and asked the judge again, "please help me"

Let's read what the Bible says the judge eventually did.

<sup>4</sup>The judge ignored her for a while, but finally he said to himself, 'I don't fear God or care about people, <sup>5</sup>but this woman is driving me crazy. I'm going to see that she gets justice, because she is wearing me out with her constant requests!'"

The bad judge eventually helped the widow because she kept asking.

We know that God is **nothing** like this judge. He is fair and loves people very much. So what was Jesus trying to teach us? (*To keep on asking, to never stop praying*)

### **The persistent neighbour. (Luke 11:5-8)**

Jesus told this parable just after He taught the disciples the Lord's Prayer. Can you work out what He is trying to teach us?

I want you to pretend it is midnight. Everything is dark and you are nice and snug in your bed (*get the children to lie down and pretend they are sleeping*). And then you hear... knock knock knock on the door. (*Have one of the leaders ready to knock on the door throughout the rest of the story. As the storyteller, you will want to place yourself between the children and the door to stop them from just going and answering the door.*)

Well this is exactly what happened in the story. And the man in bed called out. "The door is locked, we are all in bed, don't bother me."

But the person at the door kept on knocking.

And the man called out again "shhhh my kids are all asleep and I can't help you!"

But the person at the door kept on knocking. And knocking. And knocking.

Do you think they are going to stop? *No*

Eventually the man got out of the bed and gave the man what he was asking for.

What do you think Jesus was trying to teach us about prayer?

In both stories we can see that God wants us to pray. He wants us to pray without ceasing. He wants to answer our prayers and He loves it when we talk to Him in prayer.

We need to P.U.S.H in prayer:

P - pray

U - until

S - something

H - happens



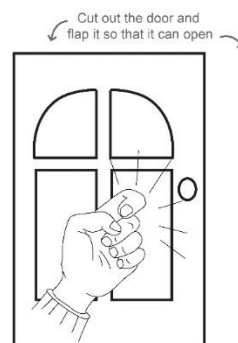
#### 4) Review Questions

- How often do you pray to God? I saw a funny thing that said, prayer is like toothpaste on our toothbrush. We should brush our teeth at any time of the day. But at least in the morning and at night.
- How do you think you can remind yourself to pray?
- What are you asking God for at the moment?


#### 5) Crafts

##### Option 1: Pray without ceasing

Children cut out the door and flap it over the other page. Inside they will write a prayer to God.




##### Option 2: Knocking Neighbour



- Cut out the person and door.
- Flap the door onto the main picture.
- Use a split pin so the arm can knock.

##### Option 3: Door hanger

Children decorate the template to hang on a door at home to remind them to pray.



## Lesson 9: Parable of the Wheat and Net (Choose Jesus)

### Main focus for the lesson:

- To highlight the need for choosing to believe and follow Jesus.
- To show that Jesus wants everyone to choose Him.
- To show Jesus is the only one that can give us eternal life.

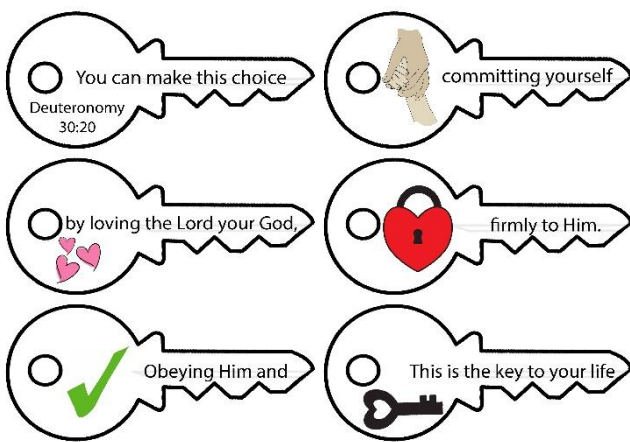
### 1) Memory Verse

- Deuteronomy 30:20

***“You can make this choice by loving the LORD your God, obeying Him, and committing yourself firmly to Him. This is the key to your life.”***

### Idea to teach the memory verse.

Have the verse cards (see media pack) set out on the one side of the venue.



Each time the children will have to make a **choice** on how to collect one key and still **obey** the rules.

- You may not use your hands to pick it up.
- You may not walk there.
- You may not go alone.
- You can't go straight there.
- You must touch 5 things before you get there.
- You must shout out something before going there.

Conclude: Every day we make a whole lot of choices. Some of these are simple choices like which side of the bed to get out of or which sock to put on first. Or even whether to brush our teeth or not!

Some of these choices don't make any difference now but only later do we realise that was a bad choice like having to now go to the dentist to have all our rotten teeth pulled out.

In this game you had to make choices too. You had to choose whether to obey the rules. You got to choose what to shout, who to go with and even which way to go. We actually get to make these same choices every day with what we say, what we do and who we do it with.

Our memory verse teaches us what the Bible says is the most important choice we can make.

*Children build the verse and repeat what it says.*

***“You can make this choice by loving the LORD your God, obeying Him, and committing yourself firmly to Him. This is the key to your life.”***

*For younger children have a set already up that they can use to copy the order.*

### 2) Hands on

Watch this object lesson in action on our Cornerstone Kids YouTube channel:

<https://youtu.be/O7j3JHCXGx0>

Use Jenga blocks or dominoes to help children realise that the choices that they make have consequences.



The biggest choice we will ever make is whether to choose to believe in Jesus and follow Him or not. John 14:6 tells us that Jesus is the only way to God the Father. Choosing Jesus leads to eternal life whereas choosing to reject Jesus means eternal separation from God.

Jesus has made the choice so clear to us, it's like flashing signs that we cannot miss. When we look at creation, we can see how amazing and powerful He is, how He has authority over

everything and how He's telling us to choose Him. When we hear the testimonies of what Jesus has done in other people's lives and we see how He takes care of us, we can see that through all this He is telling us to choose Him. The parables He told while He was here on earth are all to teach us to choose Him! God wants us to be like the good fish in the parable.

Parables such as the fishing net can at first seem so harsh. We don't want to hear Jesus telling us that some of us will be separated from Him. We need to remember that Jesus is giving us this warning because He loves us, and He wants us to make the right choice.

Jesus came to earth and died on the cross because He wanted us to have a way to be able to spend eternity with God. But only if we choose Him! And so it's really easy, it's just about choosing Jesus. Choosing to believe that He is the Son of God, that He was raised back to life, choosing His ways instead of our own, choosing to follow His will. The choice is so easy but it's still your choice. So what choice will you make? (Knock over the blocks)

### 3) Bible Story + Lesson

Jesus used stories or parables to help **EVERYONE** understand what the Kingdom of God is like and more importantly to help us all make good choices that would change our lives **F O R E V E R !**

The Bible is filled with many things about who Jesus is and what we should choose. One of the most important choices we can make can be found in John 3:16. Let's read the verse and see if you can work out what it is. (*The choice to believe in Jesus.*)

John 3:16

**16** "For this is how God loved the world: He gave His one and only Son, so that everyone who believes in Him will not perish but have eternal life.

This verse teaches us that Jesus **loves** us very much and that He came to save **everyone** who **believes**. To be saved all we do is to choose to believe in Jesus.

Jesus wants everyone to choose Him and be saved. He very clearly told us that choosing Him is the only way to have eternal life with God. (*Perform hands on domino object lesson.*)

Choosing Jesus is the most important choice we could ever make and so Jesus taught this over and over again to many different people. This is why to shepherds He spoke about sheep, to farmers about crops and to fisherman about fish. Here are two stories that Jesus told.

Can you work out the message Jesus was telling them?

Parable of weeds and wheat (Matthew 13:24-30)

A farmer planted some seeds.



In the night an enemy snuck in and planted some weeds in the same field.



When farm workers saw the weeds growing, they ran to tell the farmer.



The farmer wisely said let both grow together or else you will damage the good wheat.



At harvest time it was easy to tell the good wheat from the weeds.



The farmer burnt the weeds.





And stored the good wheat.



That is how it will be when Jesus returns.


Only the people who choose to believe in Jesus will be seen as righteous and will be given eternal life.

### Parable of the fishing net (Matthew 13:37-54)


A fishing net was thrown in and caught every kind of fish.



When the nets were full, they were dragged onto shore to be separated.



The good fish were sorted into crates and kept. The bad fish were thrown away.



That is how it will be when Jesus returns.

Only the people who choose to believe in Jesus will be seen as righteous and will be given eternal life.

What was Jesus' message?

Choosing Him is the only way to eternal life. Not choosing Him means separation forever.

The Parable of the weeds and wheat and the fishing net both tell us that we need to choose Jesus – so that we can have eternal life with Him.

So, in the two parables we see we can:

Choose God = consequence is ETERNAL LIFE

Don't choose God = Consequence is ETERNAL SEPARATION

#### 4) Review Questions:

- a) What is the most important choice you can make? (*To choose to believe in Jesus*)
- b) Does Jesus want everyone to be saved? (Yes, *The Bible says He died for **everyone**, He came to seek and save **everyone**. He even told the same message over and over again in different ways so that people would understand how important it is to choose Him.*)
- c) What good choices did our memory verse say we should make. (*Loving Him, obeying Him and committing to Him.*)

## 5) Craft


### Option 1: Worsdsearch

#### Deuteronomy 30 vs 20

M	E	C	E	L	I	W	W	E	O	O	C	G	C
R	M	T	B	M	O	B	E	Y	I	N	G	C	I
Y	H	N	M	F	G	L	L	C	C	N	Y	C	I
O	N	M	Y	L	E	F	L	L	I	B	M	H	D
U	N	O	M	G	R	F	G	V	O	G	M	O	I
M	C	H	O	O	S	E	O	R	H	O	L	I	I
L	W	H	N	Y	S	L	V	L	O	Y	G	C	Y
C	C	F	R	N	O	E	I	W	E	O	K	E	L
O	C	O	M	M	I	T	T	I	N	G	Y	D	M
H	D	M	I	I	G	G	E	Y	T	I	T	L	R
Y	I	I	I	N	R	N	O	G	C	M	D	U	I
W	C	I	O	E	O	K	N	D	Y	R	H	C	F
I	I	L	I	F	E	E	V	O	O	G	F	C	L
T	D	T	H	Y	E	Y	K	L	I	H	I	G	N


CHOICE  
WELL  
CHOOSE  
LOVING  
KEY  
GOD  
LIFE  
OBEYING  
COMMITTING  
YOU  
LORD  
FIRMLY

### Option 2: Memory verse Key ring



Children colour, cut and thread their keys in the order of the verse.

### Option 3: Fish



Children colour, cut and fold their fish. Let them thread it onto some string and then hang it from a straw or stick.



## Lesson 10: The Parable of the Vine and the Branches (Stay close to Jesus)

### Main focus for the lesson:

- The only way we can do what the King has said is by staying close to Jesus

### 1) Memory Verse

- John 15:4-5

***“Remain in me, and I will remain in you. For a branch cannot produce fruit if it is severed from the vine, and you cannot be fruitful unless you remain in me. “Yes, I am the vine; you are the branches. Those who remain in me, and I in them, will produce much fruit. For apart from me you can do nothing.” (NLT)***

### Idea to teach the memory verse.

*Do the memory verse after you have done the story and the hands on.  
Read out the long version of the verse to the children straight from the Bible.*

Today's verses remind us that we need to stay close to Jesus: we need to remain in Him.  
Shortened version:

***Remain in me, and I will remain in you. For apart from me you can do nothing.***

Repeat the shortened verse a few times with the children. Say the verse in different ways (e.g., Shout it out, whisper it, say it in a deep voice, say it in a squeaky voice, say it in slow motion, etc.)

Watch a short explanation of this verse on our Cornerstone Kids YouTube channel:  
[https://www.youtube.com/watch?v=QbX\\_sqx3QBU](https://www.youtube.com/watch?v=QbX_sqx3QBU)

### 2) Hands On

*Use the Bible book box and place all these items into the box. Try and use real items if you have them.*

*Each item is a reminder of one of the parables we have learnt about.*

*Watch this object lesson in action on our Cornerstone Kids YouTube channel:  
<https://www.youtube.com/watch?v=VgyH3qDfDDA&t=1s>*

*As you take out each item ask, “What has the King said? What does this item remind us of?”  
(Allow the children to answer and perhaps do a short recap of each parable. To make it easier you can give them the two statements to choose from)*

Item	Statement
Seeds (The Farmer)	<ul style="list-style-type: none"><li>Listen to and believe what the King says.</li><li>Listen and sometimes do what He says.</li></ul>
Food/Banquet (The Kingdom)	<ul style="list-style-type: none"><li>You have been invited to accept Jesus into your heart.</li><li>I can only be with Jesus if I'm a good person.</li></ul>
Treasure (The rich Fool)	<ul style="list-style-type: none"><li>The Kingdom of God is more valuable than anything we could ever have on earth.</li><li>The house I live in is the most important thing.</li></ul>



10 coins/sheep (The Lost coin/sheep)	<ul style="list-style-type: none"> <li>• Jesus came to save you.</li> <li>• Jesus only loves certain people.</li> </ul>
Log (Unforgiving servant)	<ul style="list-style-type: none"> <li>• Forgive everyone.</li> <li>• Only forgive when someone says sorry.</li> </ul>
Bandage (The Good Samaritan)	<ul style="list-style-type: none"> <li>• Love everyone.</li> <li>• Only love some people.</li> </ul>
Coins/Money bag (Talents)	<ul style="list-style-type: none"> <li>• Use your talents to give God glory.</li> <li>• Do whatever you want.</li> </ul>
Door (Prayer)	<ul style="list-style-type: none"> <li>• Never stop praying.</li> <li>• Only pray when you need/want something.</li> </ul>
Fish/ Net (Wheat & weeds + The good fish & bad fish)	<ul style="list-style-type: none"> <li>• Choose to accept Jesus.</li> <li>• You first need to do good things to be righteous.</li> </ul>

### 3) Bible Story + Lesson

In this series we have learnt about The Kingdom of Heaven and how incredibly valuable the Kingdom is: More valuable than any treasure we could ever have on earth.

We have also learnt that Jesus loves us so much, in fact the Bible tells us in Roman 8 that nothing could ever separate us from His love. Nothing we do, whether good or bad, will ever change how much God loves us.

God doesn't want us to sin because that separates us from Him. Thankfully when we do there is a way for us to be forgiven. By God's grace we are forgiven when our hearts truly say we are sorry. Thank you Jesus for taking on our punishment!

We have also learnt about how the King said we should treat others: To be loving, forgiving and to use the talents He has given us to bring Him glory.

It's amazing to know that the stories Jesus told years ago to the disciples and the people following Him still apply to us today. One of the most important things we could ever learn from the disciples is that when they didn't understand they would go back to Jesus and ask Him for the answer.

I want to share one more parable with you about how important it is to stay close to Jesus and ask Him for help. This parable is found in John 15.

*Have a plant and a dead branch. If you are able, use a tree outside as your visual.*

Jesus told the people that God is like a gardener, Jesus is like the plant, He used a vine as His example, and we are the branches.

Let's take a look at the plants we have here today. What is the difference between these two branches? They are the same plant. I'm giving them both water. They are both in sunlight.

Yet only the one plant is growing and the other one is looking rather sad. Why do you think that is?

This branch is growing and thriving because it is still attached and a part of the whole plant. It is getting its nutrients from the roots. But this dead branch can never grow again because it is not attached to the whole plant anymore. All this branch is good for is to be thrown into the fire.

In this parable, Jesus was explaining to us that when we stay close to Him and ask Him for help, we are like the branch that is attached to the plant. We are fortunate to have the Holy Spirit with us and that means that we can ask God at anytime and anywhere to help us understand what He has said to help us make the right choices.


If we try and do things on our own, in our own strength and understanding we will be like the dried out dead branch.

#### 4) Review Questions

- What do you think God has said specifically to you this series?
- What are you going to do about it?

#### 5) Crafts

##### Option 1: What did the King say?



For the Little Ones: There are 3 options that are incorrect that might need to be taken out to make things easier for them.

##### Option 2: Bookmark



Children make a beaded chain to connect to the end of their bookmark.

Help them remember the things that we have learnt this term.