

GOD

of the

IMPOSSIBLE

*The miracles of Jesus
so you will believe*

Contents:

Letter to Leaders.....	3
Lesson 1: God of the impossible	4
Lesson 2 : Jesus turned water to wine	7
Lesson 3: Healing of the Official's son	12
Lesson 4: Jesus heals all	16
Lesson 5: Jesus feeds the 5000	21
Lesson 6: Jesus heals the man born blind	25
Lesson 7: Jesus Raises Lazarus from the Dead	29
Lesson 8: A miracle of love	33
Lesson 9: Jesus has power over all (Breakfast on the Beach)	36

GOD OF THE IMPOSSIBLE

© Cornerstone Church Johannesburg
Revised 2023

This curriculum, including its media pack and booklet, are licensed under a Creative Commons Attribution-NonCommercial-ShareAlike 3.0 Unported License.

This means that this work may be copied and distributed freely as long as the work is credited to Cornerstone Church and that the work is never sold in any way or form. This work cannot be used for commercial purposes.

The work may also be altered or adapted, provided that it is made clear that the alteration or adaptation is not part of the original work and not endorsed by Cornerstone Church Johannesburg, unless the work is endorsed which would be agreed upon with Cornerstone Church Johannesburg.

If you alter, transform, or build upon this work, you may distribute the resulting work only under the same or similar license to this one.

See the details of this Creative Commons license at

<http://creativecommons.org/licenses/by-nc-sa/3.0/>

Scripture references are taken from:

Holy Bible, New Living Translation, copyright © 1996, 2004, 2015 by Tyndale House Foundation. All rights reserved.

HOLY BIBLE, NEW INTERNATIONAL VERSION®. NIV®. Copyright © 1973, 1978, 1984 by International Bible Society. Used by permission of Zondervan. All rights reserved worldwide.

The Holy Bible, English Standard Version® (ESV®) © 2001 by Crossway, a publishing ministry of Good News Publishers. All rights reserved.

All artwork is created in house or found on one of the following free image websites:

<https://www.freebibleimages.org/>

<https://christiancliparts.net>

<https://www.freepik.com/> Copyright © 2010-2023 Freepik Company S.L.

All rights reserved.

Letter to Leaders

Get excited for a series of exploring the impossible things that Jesus has done and is still doing! The book of John is filled with miracles that Jesus did, all with one goal in mind... **that we would come to believe He is God's son so that we can have eternal life.**

John 20:31 But these miracles are written so that you may continue to believe that Jesus is the Messiah, the Son of God, and that by believing in Him you will have life by the power of His name.

The aim of this series is to let the children discover the power and authority that Jesus has over time, distance, sickness, nature, death, life and in fact everything! Our prayer is that when children see Jesus for who He really is, they will choose to believe and follow Him and only Him!

Here are some suggestions on how to explain certain words:

- A **miracle** is when God uses His power to do something that is impossible for anyone else to do.
- **Authority** means that you are in charge or have control of something. God has authority over everything.
- To **believe** means you accept something is true.

Our hope is that children will accept that it is true that Jesus is God's son. That they will allow God to be in charge of their lives and that will tell others of the miracles Jesus has done so that they will believe too.

Lesson 1: God of the impossible

Main focus for the lesson:

- Only God can do the impossible. These are called miracles.
- The miracles show us that Jesus is God's son, so that we may believe in Him.

1) Memory Verse

- John 20:31

But these miracles are written so that you may continue to believe that Jesus is the Messiah, the Son of God, and that by believing in Him you will have life by the power of His name.

Idea to teach the memory verse.

Play the song as the children find hidden pictures of the different miracles that Jesus did.
(see *Media Pack*)

<https://youtu.be/DPSm7jNlfJo>

When the children bring a picture to the leader, the leader asks: "why did Jesus e.g. walk on water?" and children reply, "So that we believe He is the son of God."

Conclude: The Bible teaches us that when we believe that Jesus is the son of God, we become children of God. That means our sins are forgiven and we get to have eternal life and live with God forever and ever.



2) Hands on

Ask: If I had to write all the miracles down do you think they would all fit on this piece of paper? (*hold up a post-it or a small piece of paper*) No, there are too many they wouldn't all fit.

What about on this piece of paper? (*hold up an A4 page*) No, they wouldn't all fit!

What about if I wrote them all over the walls of this whole room? Do you know that they still wouldn't fit!!!! Let's read what the Bible says in John 21:25.

²⁵ Jesus also did many other things. If they were all written down, I suppose the whole world could not contain the books that would be written.

John is one of the books of the Bible that is filled with miracles that Jesus did. Each one of them showing us that Jesus has authority over everything. And each one of them helping us to believe in and love God more and more. God knew exactly which ones to put in the Bible so that people would love and follow Him. But isn't it exciting to know that He has and is still doing so much more than we even know about!

3) Bible Story + Lesson:

What is a miracle?

For a bit of fun ask the children the following questions and get them to do the action if they can.

- Can you stand on one leg?
- Can you jump up and down?
- Can you wave at a friend?
- Can you touch your tongue on your nose?
- Can you rub your tummy and tap your head at the same time?

Most of us can do all of these things, some are a little harder than others, but they can be done by a person. A miracle however is something we cannot do on our own, no matter how hard we try. **A miracle is when God uses His power to do something that is impossible for anyone else to do.**

Go through some of the miracle cards that the children found...

- It is impossible for us to walk on water **but Jesus can and He did!**
- It is impossible for us to make a blind person immediately see **but Jesus can and He did!**
- It is impossible for us to feed a huge crowd of people from only a small lunch **but Jesus can and He did!**
- It is impossible for us to come alive again **but Jesus can and He did!**



What were people's reaction to the miracles?

Go through the following list of miracles briefly. Get the children to close their eyes and imagine being there and then act out what their reaction would have been (surprised, happy, grateful etc) Older children can look up a verse each and read the reactions of those that saw Jesus do the following miracles.

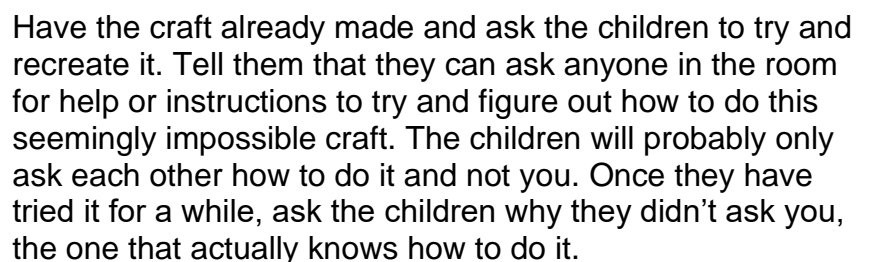
Miracle	Reaction	Verse:
Jesus turned water to wine	It was the first time Jesus revealed His glory and the disciples believed in Him.	John 2:11
Jesus healed 10 lepers	One praised God with a loud voice; and he fell on his face at Jesus' feet, giving Him thanks.	Luke 17:15-16
Jesus healed the Official's son	The Official and his entire household believed in Jesus.	John 4:53b
Jesus healed a man at the pool on the Sabbath	The Jewish leaders were cross that Jesus broke their Sabbath rules and wanted to kill Him. Jesus explains that He is God's son and is doing His Father's work.	John 5:16-18
Jesus fed 5000 people from a small lunch	Many followed Him. They said He was the Prophet they had been waiting for. They were ready to force Him to be their king.	John 6:2 John 6:14-15
Jesus calmed the storm	Disciples were amazed and asked "Who is this man that even the winds and waves obey Him?"	Luke 8:27
Jesus healed the man born blind	There was a division as some of the Pharisees believed others did not. The healed man believed in Jesus and worshipped Him.	John 9:16 John 9:38
Jesus raised Lazarus from the dead	Many saw and believed. Some wanted to stop Him so that people wouldn't believe in Him.	John 11:45 John 11:46-48

Jesus didn't come to earth to be famous and have crowds follow Him. In fact John 6:15 tells us that He hid from the crowds when they tried to force Him to be their king. Jesus came to do the thing that is impossible for us to do on our own. Jesus came to save us and give us eternal life with God in Heaven. He did this by doing a great miracle: Jesus died for our sin and then came alive again. When we believe in Him, we are forgiven and can live with with God in Heaven forever and ever.

4) Review Questions

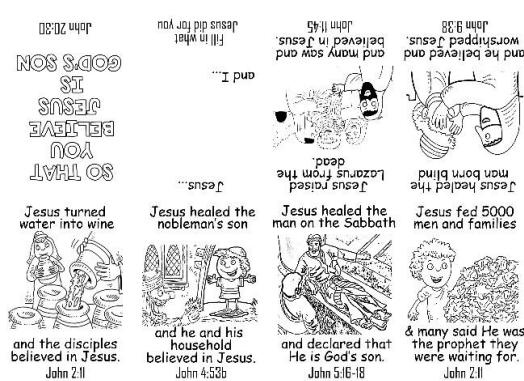
- ## 5) Craft

Instructions to make the craft: <https://www.youtube.com/watch?v=5flWhBVu5Os>



Option 2: Mini-book

Instructions to make the craft: <https://www.youtube.com/watch?v=G2tugEOAKTQ>



Lesson 2: Jesus turned water to wine

Main focus for the lesson:

- Jesus' first miracle: Turning water into wine.
- Shows Jesus' the authority and power of Jesus over nature and time.
- So that they (the witnesses) would believe in Him.



1) Memory Verse (You can do this after the Bible story/lesson)

- John 2:11

“And His disciples believed in Him.”

Idea to teach the memory verse.

Hand out one story card to each child. Children must then run around to find a group to complete the story of the wedding at Cana and when they are done shout out **“And His disciples believed in Him!”** pretend to clink glasses and sit down.

1. There was a wedding at Cana.




2. The wine at the wedding ran out.



3. Mary told the servants to do what Jesus said.




4. Jesus told the servants to fill the jars with water.



5. Jesus turned the water into the best wine.



6. The disciples believed in Jesus.



2) Hands on

To do this hands on, you will need a couple of grapes that you can eat and get the seeds out of, something that looks like a manual that you've printed off the internet "How To Make Your Own Wine", a pot with some soil in it and a watering can with a bit of water in it.

Today I'm going to show you how to make some wine! Now remember that wine is only for adults and not for children but I'm going to make some today. I've printed out the instructions from the internet, here they are (hold up a piece of paper) and it says here that I'm going to need some grape seeds and some soil and some water. Right, I've got everything, let's start.

First it says we need to plant the seeds in some good soil and water them. Ok... (plant the seeds)

Next it says we need to wait... wait what?!?!? THREE YEARS!!! Wait that can't be right! And then it says I have to wait another TWO YEARS after that?!? Yes, that's what it says, it says here that we have to go through all these stages: planting, waiting, watering, waiting, harvesting, crushing, pressing, fermenting, more waiting, bottling and then MORE WAITING!! Here look at these wine-making steps.



Grape vines growing in a vineyard, this can take three years



Water for the grape vines



Grapes ripening in the sun



Ripe grapes being pressed



The juice is put into a barrel and left to ferment for two or three years



After about five years the wine is then ready to serve

Oh, my goodness!! I thought I could just quickly make some wine today, I thought it would be easy like making Oros or milo. Oh dear...

3) Bible Story + Lesson:

In today's hands-on lesson we learnt that it takes nothing less than FIVE years to make a bottle of wine! But do you know the story of when Jesus made wine in one second! (*Click your fingers to demonstrate.*) It comes from the book of John, chapter 2.




(John 2:1-2) There was a wedding at Cana. Jesus, Mary and the disciples were guests at that wedding.



(John 2:3) In the middle of the party, the wine ran out! This would have been very embarrassing for the bride and groom and their families.




(John 2:3) Mary told Jesus that there was no more wine for the guests of the wedding party.



(John 2:4-5) Jesus told Mary that it was not their concern and that His time had not yet come. But Mary trusted that Jesus would save the wedding and told the servants to do as Jesus instructed them to.



(John 2:6-8) Jesus told the servants to fill the empty jars with water. They followed His instructions. Then He told them to pour out some of the water that was now wine, into the host's cup.



(John 2:9) The servants took the wine to the host and he drank from the cup.



(John 2:10) The host was so impressed and called the bride groom. He told the groom that usually people serve their best wine first and leave the cheaper wine for last, "But you have saved your best wine for now!"



(John 2:11) This was the first miracle that Jesus did. The Bible said that after seeing what Jesus did at the wedding in Cana, the disciples believed in Him.

Isn't it just wonderful how the very first miracle was done at a wedding? A celebration of love and unity between two families! Jesus was not ready yet to begin His ministry or miracles and yet took pity on the family for having run out of wine. (That would be like us running out of cake at our birthday party! How embarrassing!)

Jesus was so generous that He didn't just give them wine, no, He gave them the most delicious wine anyone had tasted!

This miracle was one that showed God's authority and power over **nature** and **time**. It takes us five years to make wine but it took God a split second. We have to wait for nature to grow the grapes and then for the wine to ferment but Jesus did it straight away!

God wants us to remember that He created the earth and the plants and He even created the fermentation process that makes grape juice turn into wine. And because He created these things, He is the one who has authority and power over them and can make them happen in a split second! Something that is impossible for us to do.

So can you remember who were the people who witnessed this miracle? (*wait for answers*)

It was Jesus' mom, Mary, the disciples and the servants of the wedding. And what do you think they did when they saw that Jesus had turned water into wine? (*wait for answers*) **They believed in Him!**

Remember what we learnt last week about what the purpose of the miracles were? So that we would believe Jesus is God's son so we can have eternal life with Him in Heaven. We know that Jesus has authority and power over everything and so we don't need Him to do these miracles. But He was so kind to do them to help us believe and keep on believing.

The disciples were just about to start their journey with Jesus and were yet to see all the amazing things He would do. I love that right from the start Jesus helps them believe. I hope that reading this miracle and learning about all the others this term will help you believe in Him too.

4) Review Questions

- Who saw the miracle of the water turning into wine? (*Mary, the disciples and the servants*)
- What did they do when they saw the miracle? (*They believed in Jesus*)
- What should we do when we read about the miracles in the Bible? (*We should believe in Jesus too*)

5) Craft


Option 1: Paper plates

Give each child two paper plates and a split pin. (You may need to prepare the top plate by writing on it and cutting out the jar's window.) Kids can colour one half of the other plate in blue (for the water) and the other half purple or dark red (for the wine) Join the two halves using the split pin so that the kids can turn the jar, turning the water to wine and retelling the story.



Option 2: Story cards.

Each child gets a set of story cards to colour and take home and retell the story at home.



Lesson 3: Healing of the Official's son

Main focus for the lesson:

- Jesus has authority over distance.
- Jesus has total power over sickness and disease, even from a distance.
- Jesus performed miracles, signs and wonders to show us He is the Saviour.

1) Memory Verse

- Hebrews 11:1

¹ "Faith is being sure of what you hope for and certain of what you cannot see."

Idea to teach the memory verse.

Divide the class up into smaller groups, each group with a group leader, to go over the memory verse and put their own actions to it.

Once each group is ready, let them stand together and lead the others to say and do the actions. Continue until all the groups have been.

Conclude: Jesus' power doesn't depend on whether or not we believe in Him. In fact He never stops being in charge of everything. That is just who He is, the powerful God of the impossible. Will you believe and have faith in Jesus even if you don't see Him do any miracles?

2) Hands on

Show the children your phone and ask them to help you do the following things:

- Switch the torch on.
- Make a call on my phone.
- Send a message.
- Take a photograph.

Wonderful, you are all so very clever. Surely you must know how to build one then? You don't? How do you know that it will take a photo if you push that button? And how do you know it will call someone if you hit this button?

Maybe you know because someone has shown you, or you might know because you've tried it before. So even though we might not know exactly how a phone works, like how I can speak to someone all the way in another country, I can still trust that the phone will do what it says it will do.

Even though some person might be able to explain exactly how our cell phones work, no one can explain how Jesus has the power to do the impossible. Just because we don't understand doesn't mean it won't happen. We have to have faith and trust Jesus no matter what we understand.

Jesus can and does do miracles. We need to have faith. And remember faith is being sure of what you hope for and certain of what you cannot see. Hebrews 11:1.

3) Bible Story + Lesson:

Jesus Heals an Official's Son (John 4:46-54 NLT)

If the children have their Bibles let them read along or take turns to read aloud.



Tell the children that they need to listen carefully as somewhere in the story you will hold up a question mark and it will be "Who did what?" time. That's when you will pause the story and ask them some questions. For fun, let them practice calling out "Who did what?" when you show the question mark.

⁴⁶ As He, Jesus, traveled through Galilee, He came to Cana, where He had turned the water into wine. There was a government official in nearby Capernaum whose son was very sick. ⁴⁷ When He heard that Jesus had come from Judea to Galilee, He went and begged Jesus to come to Capernaum to heal His son, who was about to die.



Who did what?

WHO had turned water into wine?

Jesus had already performed the first miracle of turning water into wine at the wedding. (John 4:46; John 2:1-11)

WHO was very sick?

The government official's son was very sick.

WHAT did the government official do?

*The government official went **looking** for Jesus and begged Him to come to Capernaum to heal his son.*

WHAT WOULD YOU DO? *(Some questions to ask the children and then discuss their thoughts/feelings)*

- *How would you feel if you had seen Jesus perform the first miracle of turning water into wine?*
- *Would you believe in Him and His power?*
- *Would you travel to find Jesus to heal your sick friend or family member just like the official did, expecting that Jesus would heal them?*



⁴⁸ Jesus asked, "Will you never believe in Me unless you see miraculous signs and wonders?"

⁴⁹ The official pleaded, "Lord, please come now before my little boy dies."

⁵⁰ Then Jesus told him, "Go back home. Your son will live!" And the man believed what Jesus said and started home.



Who did what?

WHO told the man to go back home?

Jesus told the man to go home as his son was going to live.

WHAT did the government official do?

*The official **BELIEVED** just by Jesus' words. He didn't hesitate or question. As Jesus said "Your son will live" the official believed it with his whole heart and left to go home!*

WHAT WOULD YOU DO?

- *Would you have the faith to leave without seeing first that Jesus has done the miracle yet?*
- *How often do we want a sign to prove God's truths?*

- “Now faith is being sure of what we hope for and certain of what we do not see” (Hebrews 11:1). Do you have this kind of faith in Jesus?



⁵¹ While the man was on his way, some of his servants met him with the news that his son was alive and well. ⁵² He asked them when the boy had begun to get better, and they replied, “Yesterday afternoon at one o’clock his fever suddenly disappeared!” ⁵³ Then the father realized that that was the very time Jesus had told him,

“Your son will live.” And he and his entire household believed in Jesus. ⁵⁴ This was the second miraculous sign Jesus did in Galilee after coming from Judea.



Who did what?

WHO was healed? (*The government official’s sick son*)

WHO had healed him? (*Jesus*)

WHAT did Jesus do to heal him?

Jesus did not use dramatic effects in this healing miracle. He just said “your son will live”. Jesus wasn’t even in the same town.

WHAT does this miracle teach us?

Did Jesus have to be physically present with someone to heal him or her?



No, this scripture shows us that.

When He healed the government official’s son where was Jesus?

He was in Cana and the sick boy was in Capernaum, about 13 kilometres away.

What does this show us about Jesus and His healing power?

Jesus has complete power and authority over sickness, even from a distance.

The official demonstrated that true faith is simply taking Jesus at His word. “Go back home. Your son will live!”

Will you put your faith in Him?

4) Review Questions

a) What does this miracle show us?

This miracle shows us that Jesus can and does heal. He just needs to say it and it is done. He doesn’t even need to be near the sick person. Just like the other miracles this one shows us His power and that He can do the impossible.

b) Do you believe?

Remember these miracles are recorded in the book of John to show us that Jesus is God’s son and help us to believe in Him so that we have eternal life. As you learn more about Jesus will you believe in Him?

5) Craft


Option 1: Scroll

Draw a picture/s of any prayer of healing God has answered for YOU, your family or a friend.



Option 2: Maze

The Royal official had faith that Jesus would heal his sick son.



Help the official get to Jesus and back again.

Option 3: Match the column

Match the images with the correct phrases by drawing a line from the image to the phrase.



Jesus told him to go back home because his son would live.



The whole household believed in Jesus



The official heard of Jesus performing miracles in Cana and went to look for Him to heal his sick son.



Before the official got home he received a message that his son was alive and well.



The official begged Jesus to heal his sick son or else he might die.



The official believed Jesus, he did not hesitate and left to return home.

Option 4: Colour page

JESUS HEALS THE OFFICIAL'S SON

John 4:43-54



An official asks Jesus to heal his sick son

Lesson 4: Jesus heals all

Main focus for the lesson:

- To show a comparison of Physical healing (the man at the pool of Bethesda) and Healing of the heart (woman at the well).
- Jesus loves us and wants to heal our heart too.
- Our testimony of healing should be shared.

1) Memory Verse

- Psalm 147:3

“He heals the broken hearted and binds up their wounds.”

Idea to teach the memory verse.

Use these actions or come up with your own creative actions:

He heals	Point up to the sky
the broken hearted	Created a heart shape with your hands and break it
and binds up	Mimic wrapping a bandage around your arm
their wounds	Shake your hand like you hurt it

2) Hands on

What you will need:

- 2 boxes (One wrapped and decorated like a present and the other just plain)
- 2 items that are similar (Toy, picture, etc)

Today I want to show you all two presents. But can you see something is wrong with the one present? Can you see the problem? (*allow the children to respond*)

Yes, that is true. The one present looks beautiful and is decorated while the other looks quite plain. Can I have a volunteer help fix the problem. (*Have a child decorate the present box to look like the one already made*)

NOTE: Keep the decorating simple enough to copy. Some stickers and a ribbon.

Great well now both these presents look amazing. Let's open them up and see what's inside. In the present that the volunteer decorated there is a beautiful "Item". In the present that was decorated nicely from the start we have... oh no... the "item" in here is all broken and ruined. From the outside we couldn't see that it was broken on the inside. We are able to fix the present that didn't look nice on the outside by putting stickers and ribbons on it. But we couldn't fix the inside.

Sometimes it can be the same with us. It's easy to see if someone is hurt or broken on the outside and then we can help them. But when someone is hurt in their heart on the inside we can't see that. You know what's amazing though, is that Jesus can see our broken hearts and just like our verse today Jesus wants to heal our broken hearts.

3) Bible Story + Lesson:


Today I am going to tell you about two miracles that Jesus did. We can read about them in John 4 and John 5. Listen carefully because at the end I am going to ask you;

Where?	Who?	What?	happened?	How?	did people react?
			did Jesus do?		

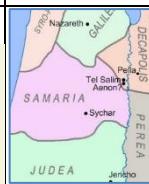
Begin by telling each story separately and building the story board until it is complete. Then take all the pieces off and as you ask the questions put the pieces back on as they answer.

John 4 – The woman at the well

Jesus was passing through a place called **Samaria** when He came to a town called Sychar.



Picture and Question



Where was Jesus?

Jacob's well was there and Jesus went and sat next to it.



Where did Jesus go to?

Jesus' disciples had gone into the town to buy some food and so **Jesus was all alone** at the well.



Who was with Jesus?

Then **a woman from Samaria** came to draw water from the well.

Now it's important to know that back then, Jews and Samaritans were enemies and they would hardly ever talk to each other, especially not a man and woman.



Who did Jesus meet?

But **Jesus spoke** to the woman and asked **her for a drink of water**.

The woman was shocked that He spoke to her but Jesus kept on talking to her.



Who spoke first?
What did Jesus say?
What did the woman reply?

Jesus said (John 4:14-15) "Anyone who drinks this water will soon become thirsty again. ¹⁴ But those who drink the water I give will never be thirsty again. It becomes a fresh, bubbling spring within them, giving them eternal life."

The Samaritan woman then asked Jesus for this water!

First, Jesus asked her questions about things in her life that she had told no one! **He knew everything about her**, even her sins. That is impossible for people to do, only God can do that miracle.

He then told her that He was that living water. **Jesus offered her forgiveness and eternal life**. Jesus healed her from sin.




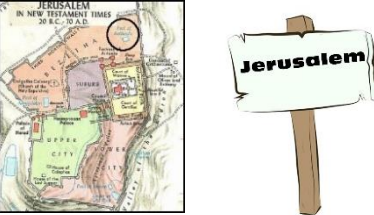






What did Jesus know about her?
What did Jesus do?

The woman was so excited to tell everyone that she had met Jesus and that He had healed her heart. She went back to the town and spread the good news that Jesus knew everything.

MANY SAMARITANS BELIEVED


There were many Samaritans who then came to believe in Jesus because of her testimony. They asked Jesus to stay

How did other people respond to the miracle?

<p>with them so that they could hear for themselves that Jesus really is the Saviour of the world.</p>	
<p>John 5 – The man at the pool of Bethesda</p> <p>Jesus was in <u>Jerusalem</u>.</p> 	<p>Picture and Question</p>  <p>Where was Jesus?</p>
<p>Jesus went <u>to a pool called Bethesda</u>. It wasn't just any kind of pool. It was said that when the water of the pool was stirred up anyone who got in would be healed from whatever sickness they had.</p>	 <p>Where did Jesus go to?</p>
<p><u>Many sick people</u> were gathered at the pool of Bethesda so a whole crowd was there with Jesus.</p>	 <p>Who was with Jesus?</p>
<p>In the crowd, there was <u>a disabled man</u>. Jesus knew this man hadn't been able to walk for 38 years. The man was unable to get into the water by himself and every day he waited and hoped that someone would help him.</p>	 <p>Who did Jesus meet?</p>
<p>When Jesus walked past him, <u>He asked, "Do you want to be healed?"</u></p> <p>But the man replied, "Sir, I have no one to put me into the pool when the water is stirred up, and while I am going another person steps down before me."</p>	 <p>Who spoke first? What did Jesus say? What did the man reply?</p>
<p>Jesus <u>knew the man had been sick</u> for a long time but still He said to the man, "Get up, take up your mat and walk." And at that very moment the man was healed, he took up his mat and walked. <u>Jesus healed him!</u></p> <p>Later when Jesus saw the man again He warned him by saying: "Now you are well; so stop sinning, or something even worse may happen to you."</p>	 <p>What did Jesus know about him? What did Jesus do?</p>
<p>The <u>Jewish leaders were angry</u> with Jesus because He had healed this man on the Sabbath. They moaned that this man was carrying his mat, rather than realising that Jesus had done a miracle and was truly God's son.</p> <p>Jesus told them, "My father is always at His work to this very day, and I, too, am working."</p>	

This made the Jews even more angry because Jesus was telling them He is God's son so they planned to kill Jesus.

How did other people respond to the miracle?



- Was the woman at the well waiting to be healed?
No, she was just going about her day doing what she normally did. But Jesus meets her. He knew she was coming, and He knew that she needed healing.
- Did Jesus physically heal the woman?
No, Jesus healed her heart and forgave her sins. There was a complete change in her that people could see. She was so overwhelmed by what had happened that she went out to go and share the good news about her healing and meeting the Messiah.



- Was the man at the pool waiting to be healed?
Yes, he had been waiting for someone to help him get into the water, because he couldn't physically do it himself.
- Did Jesus physically heal the man?
Yes, Jesus healed him physically because he was able to walk again, but Jesus also healed his heart, because Jesus tells him to not sin anymore.

Do you think one of these miracles is more important or greater than the other? *(Allow the children to respond)*

Well Jesus performed both these healing miracles for His glory and His purposes. One miracle was in private and the other was in a public place. One healing was physical and the other was internal. One healing lead to the salvation of many others and the other lead to the persecution of Jesus.

Two very different miracles, but both these miracles show us that Jesus cares about us no matter who or where we are, and He wants to heal us. He wants to heal even the things that nobody else can see.

Have any of you ever been healed? *(Take some time to share testimonies)*

4) Review Questions

- Can Jesus only heal us on certain days? *(NO)*
- Does Jesus only heal us physically? *(No, Jesus can heal us physically and, on the inside, /our hearts)*
- Do you think that if we share our healing experiences with others, they might believe in Jesus too? *(YES)*

5) Craft

Option 1: The Woman at the well

Create a well using a tin/ paper cup. Attach water drop with the memory verse on it.



Stick a broken heart back together with a band aid and write the memory verse on it.



Lesson 5: Jesus feeds the 5000

Main focus for the lesson:

- Jesus is all-knowing.
- Jesus is the bread of life.
- Only by believing in Jesus can we have eternal life.

1) Memory Verse

- John 6:47-48

Jesus said ⁴⁷ “I tell you the truth, anyone who believes has eternal life. ⁴⁸ Yes, I am the bread of life!

Idea to teach the memory verse.

Get the children to sit in a circle. Go through the verse a few times before you start. Let the first person start with a ball. They will say the first word and then throw it to the next person who must then say the next word of the verse. Continue until the whole verse is done, then restart getting faster each time.

2) Hands on

What will happen next?



You will need a “FREEZE” sign or a movie clapper if you have. Each skit you will act out and “FREEZE” just before so the children can guess what is going to happen next.



Start by placing a banana peel on the floor. Pretend like someone is about to step on it but stop just before they do. “FREEZE”. Ask the children what they think will happen next. Then act out the person slipping on the peel and falling – just like they guessed would happen.

Now repeat the same idea with a few different items and see if the children can guess what will happen next. Act out each one afterwards to show that they are correct.

- Balloon and a sharp pin (The pin pops the balloon)
- Bubble gum blow bubble (The bubble pops on their face)
- Pile of papers and an electric fan/ hairdryer (Turn the fan/hairdryer on so the papers blow everywhere)
- Stretch an elastic band (let go and it flings)



You can even re-do the same skit so that they can see that every time the same thing will happen and so you begin to easily guess what will happen next. E.g. a pin will always burst the balloon.

Conclude: It was easy for us to guess what was going to happen next because we’ve seen it happen before and so we have faith it will happen again.

Learning about the miracles helps us build our faith that for God everything is possible and that He is able to heal, provide and even do the impossible because He has done it before.

It is important for us to tell others about the miracles we have learnt about as well as the miracles God has done in our lives. These testimonies help others believe in Jesus and builds their faith.

3) Bible Story + Lesson:

Today's Bible story can be found in John 6:1-15



Jesus had been teaching and performing many miracles wherever He went and so a huge crowd kept following Him. They wanted to see what would happen next. Jesus decided to climb a hill and sit with His disciples but soon the crowds were coming to look for Him again.

Jesus then turned to His disciple Philip and asked Him "Where can we buy bread to feed all these people?"

Before we read what Philip's answer is let's look at what the Bible says next in John 6:6



⁵ Jesus soon saw a huge crowd of people coming to look for Him. Turning to Philip, he asked, "Where can we buy bread to feed all these people?" ⁶ **He was testing Philip, for He already knew what He was going to do.**

Jesus knew what was going to happen next. Do you think Philip will pass the test and say the right thing?

Remember up until now Philip has seen and heard about many miracles that Jesus has done. In fact the Bible names at least 20 times Jesus had done miracles. He knew that Jesus could turn water into wine, make fish come when there were none, make sick people better, blind people see, lame people walk and even dead people be made alive again. He had seen and heard this over and over again and so surely by now he would know what Jesus would do next.

When you have seen someone do the impossible over and over again surely you will be able to know that they can and will do the impossible again. It's like once you have seen a pin pop a balloon, surely you will know the next time that the pin will pop the balloon!



Let's see what Philip answered. John 6:7 "Philip replied, "Even if we worked for months, we wouldn't have enough money to feed them!"

Oh no! Did Philip trust that Jesus was able to do the impossible? *No.*



And the impossible is exactly what Jesus did next. A boy offered his small lunch to Jesus. Jesus took the lunch of only 2 fish and 5 loaves, gave thanks to God and He made it be enough food to feed 5000 men and their families.



But that was not all! Jesus not only provided enough food for everyone to eat until they were full but there were actually 12 baskets of leftovers. Doesn't that just show how generous God is?



If the story stopped there we would be left amazed and hopefully left believing that Jesus is God's son and the way to eternal life.

But Jesus used this idea of providing bread to explain a time He was even more generous.

To help us understand what He taught I need you to stand up and imagine what would happen next after each of these things...

If you missed eating breakfast... what would happen next? You would feel hungry right? Rub your tummy and make tummy rumbling noises.

If you missed eating lunch what would happen next? Rub your tummy and make tummy rumbling noises.

If you missed eating supper what would happen next? Rub your tummy and make tummy rumbling noises.

And if you missed eating breakfast, lunch and supper for two months, what would happen next? Rub your tummy... No wait. Fall down because you would die.

So do you all agree that we need food to live? Yes, we need food to have LIFE!

And Jesus used this same idea to help us understand that we need Him, Jesus, to have ETERNAL LIFE. Eternal life is where we get to live with God in Heaven forever and ever. Jesus called Himself the "**bread of life**".

Did you know that Jesus was there when the world was created? Right there and then Jesus knew what would happen next. Jesus knew we would need someone to save us from our sins. Remember why all these miracles are written in the book of John? So that we may **believe Jesus is God's son so that we can have eternal life.**

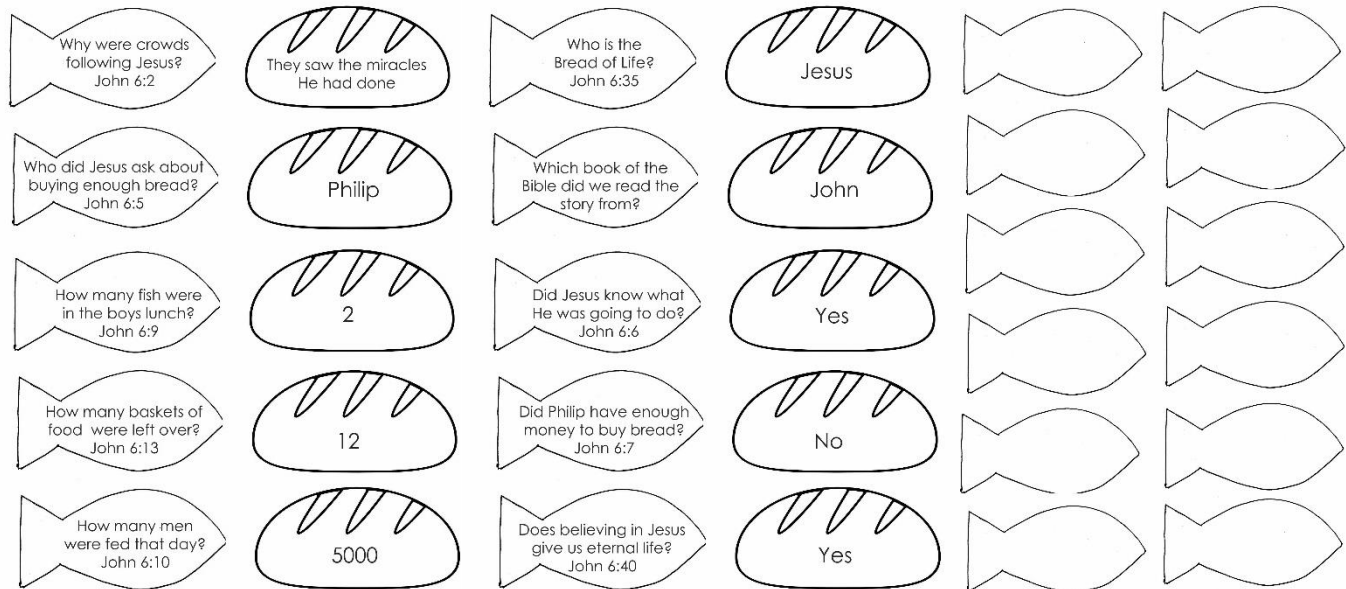
And Jesus gave us this eternal life when He did the most generous miracle of all. He died for our sins on the cross. But do you remember what He did next? Yes, Jesus came alive again and is still alive right now! And only by believing in Jesus are we forgiven and can have eternal life with Him.

4) Review Questions

- a) What does it mean that Jesus is the bread of life? (*Just like we need food to live we need Jesus to be able to live forever with Him in Heaven one day. Jesus used the idea of bread to help us understand this*)
- b) Do you believe in Jesus?
- c) See craft option 1 for a story review game

5) Craft

Option 1: Story Review Fish and Loaves



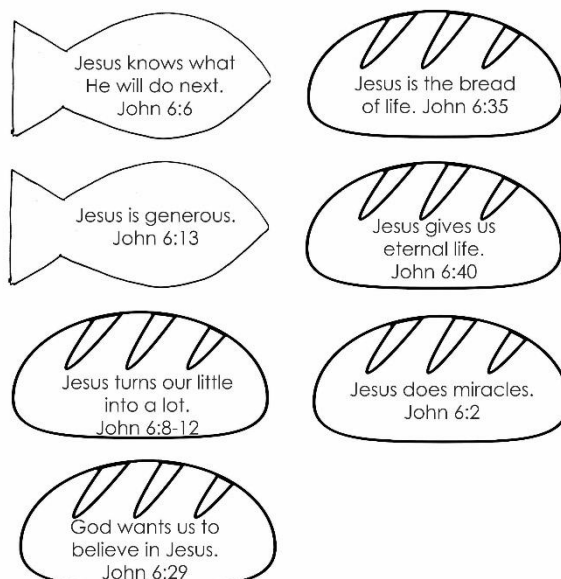
Each fish has a question on it and the children will need to find the matching loaf with the correct answer on it. There are also blank fish should you wish to make your own questions.

Here are some ideas how to use them:

- Cut out the fish and loaves and hand one out to every child. Each child will need to find their matching partner and then look up in the Bible to see if their answer is correct.
- Using a kebab stick make little fishing rods with a small magnet on the end. Put a metal paper clip on the fish and let the children go fishing. If they can answer the question correctly they are able to keep the fish. If not they have to throw the fish back and try again.
- Play memory match game. When a child finds a match of the fish and the loaf they can add it to their basket as shown in craft option 2.

Option 2: Fish and loaves Basket

Let the children make baskets using one and a half paper plates. Inside they can place the fish and loaves with the different things we learnt from the story.



Lesson 6: Jesus heals the man born blind

Main focus for the lesson:

- Jesus heals the man born blind.
- Jesus heals physical and spiritual blindness.
- How will you respond to Jesus?

1) Memory Verse

- Psalm 111: 3a (NLT)

“Everything He does reveals His glory and majesty.”

Idea to teach the memory verse.

Have the children repeat the memory verse after you a few times. Then tell them that you are going to change one word and they must correct you by repeating the proper memory verse:

- Leader: “NOTHING He does reveals His glory and majesty”
- Children: “No, EVERYTHING He does reveals His glory and majesty”
- Leader: “Everything He DOESN'T do reveals His glory and majesty”
- Children: “No, everything He DOES reveals His glory and majesty”
- Leader: “Everything He does HIDES His glory and majesty”
- Children: “No, everything He does REVEALS His glory and majesty”

2) Hands on

Blind Drawing

Give each of the children a piece of paper and a pencil.

Tell them that they are going to draw a picture following your instructions, but they have to do it with their **eyes closed**. (You can make up your own instructions or follow these)

- 1) Draw a sun in the top corner.
- 2) Draw grass at the bottom of the page.
- 3) Draw a house in the middle of the page.
- 4) Draw some windows and a door on the house.
- 5) Draw 5 flowers in the grass.
- 6) Draw 3 clouds in the sky.
- 7) Draw a person (stickman) standing by the house.

When you're all done, let the children look at their drawings, the pictures should look completely jumbled up (if the children weren't peeking!)





Ask the children how it felt to be given instructions but not be able to follow them properly because they couldn't see. Ask what it felt like to be blind for just a short time.

Today's lesson is all about a man that was born blind – he had never seen anything in his whole life.

3) Bible Story + Lesson:

Jesus heals the man born blind (John 9)

Everytime you say that person or group of people as you read the story get the children to do the action or say the words as shown below. They will need to listen carefully so they know when to do the actions or say the words.

PERSON / GROUP		ACTION / WORDS
Jesus	:	Stand up, raise arms, sit down 
Disciples	:	Say "We follow Jesus" 
Man born blind	:	Cover eyes 
Pharisees	:	Stand up, one hand on hip and other hand with finger pointing around, sit down. 

JESUS (*Stand up, raise arms, sit down*) was walking with His **DISCIPLES** ("we follow Jesus") when He saw a **MAN WHO HAD BEEN BORN BLIND** (*cover eyes*). The **DISCIPLES** asked, "Teacher, why was this **MAN** born blind? Did this happen because of his sin or his parents' sin?"

JESUS answered, "Neither his sin nor his parents' sin caused this. This **MAN** was born blind so that people could see God's power through him."

JESUS would be on earth for a short time so He healed people to show what God is like.

JESUS said, "While I am in the world, I am the Light of the world."

Then He spit on the ground and made mud. He put the mud on the eyes of the **MAN** who was blind. "Go and wash in the pool of Siloam," **JESUS** instructed. The **MAN** went and washed. When he came back, he could see.

The **MAN**'s neighbours (*peek over a pretend wall and look around*) who knew him as a blind beggar asked each other, "Isn't this the **MAN** who used to sit and beg?"

Some neighbours said he was, and others said, "No, he just looks like him!"

But the **MAN** kept saying, "Yes, I am the same one!"

The neighbours asked, "Who healed you? What happened?"

The **MAN** told them, "The man they call **JESUS** made mud and spread it over my eyes and told me, 'Go to the pool of Siloam and wash yourself.' So I went and washed, and now I can see!"

Then they took the **MAN** who had been blind to the **PHARISEES** (*Stand up, one hand on hip and other hand with finger pointing around, sit down*), because it was on the Sabbath that

JESUS had made the mud and healed the **MAN**. The **PHARISEES** asked the **MAN** all about it. So he told them, "**JESUS** put the mud over my eyes, and when I washed it away, I could see!"

The **PHARISEES** still refused to believe the **MAN** had been blind and could now see, so they called in his parents. They asked the parents, "Is this your son? Was he born blind? If so, how can he now see?" His parents replied, "We know this is our son and that he was born blind, but

we don't know how he can see or who healed him. Ask him. He is old enough to speak for himself."

So for the second time the **PHARISEES** called in the **MAN** who had been blind and questioned him about how he was healed and asked him about **JESUS**. The **MAN** said he didn't know much about **JESUS** and then he said, "I do know this: I was blind, and now I can see!"

The **MAN** believed **JESUS** must have come from God. But the **PHARISEES** threw him out of the synagogue.

JESUS came to the **MAN** again and asked, "Do you believe in the Messiah?"

The **MAN** answered, "Tell me who He is so I can believe in Him."

"You have already seen Him," **JESUS** replied. "The Messiah is talking to you now."

The **MAN** said, "I believe, Lord!" and he worshiped **JESUS**.

In this story, we see how Jesus has authority over physical blindness, and as He is the light of the world, He is also the answer to spiritual blindness. Our sin makes us unable to see the truth about God. Jesus came as a light in a dark world. He came to give us sight—true understanding of God and His kingdom. Those who trust in Jesus see who He is and worship Him.

As we have been learning all about the miracles of Jesus, we have also been looking at how different people responded to Jesus and the miracles He performed.

In this story there are many people, can you remember how they responded?

Let's recap:

The neighbours recognised the man but thought it was maybe just someone who looked like the blind beggar.

The Pharisees doubted that he was even blind to begin with. They had to ask his parents if he was really born blind. Even when his parents confirmed that he was born blind, the Pharisees didn't seem too concerned about the miracle but rather wanted to find Jesus and question Him about why He was working on the Sabbath. **The Pharisees were blind in a different way to the man, they couldn't see that Jesus was from God and that He was the Messiah, they were more focused on the fact that Jesus did work on the Sabbath.**

And what about the man who was healed, how did he respond? He believed in Jesus. He knew that he was blind and then he could see. He believed that Jesus was who He said He was; He didn't need convincing as he had experienced the miracle; his eyes had been opened both physically and spiritually.

Spend some time chatting to the children about these different responses and ask them how they will respond to Jesus:

Respond like the neighbours: Uncertainty, hesitation, doubt

Respond like the Pharisees: Focusing on other things, unbelief

Respond like the man: Belief, trust


How will you respond to Jesus?

4) Review Questions

- a) Who did Jesus heal? (*The man that was born blind*)
- b) How did the neighbours respond? (*They thought it was someone who looked like the blind man*)
- c) How did the Pharisees respond? (*They were more focused on Jesus working on the Sabbath and whether or not the man was really born blind*)
- d) How did the man respond? (*He believed in Jesus*)

5) Craft

Option 1: I CAN SEE slider



Option 2: Open the eyes of my heart



Cut out and decorate a heart. Put eyes on the heart to remind us to have our spiritual eyes open.

Lesson 7: Jesus Raises Lazarus from the Dead

Main focus for the lesson:

- Jesus rose Lazarus from the dead so we would give God glory, believe and have eternal life with God.
- Jesus has power and authority over death and gives eternal life to those who believe in Him.

1) Memory Verse

- Romans 6:23

“For the wages of sin is death, but the free gift of God is eternal life through Christ Jesus our Lord.”

Idea to teach the memory verse.

Print the scripture in parts onto A4 paper. Get a few children to each hold a piece of paper with a part of the scripture on it. See if the children can rearrange the scripture into the correct order. Once the scripture is in correct order get the children to say it a few times over.

- For the wages of sin is death
- But the free gift of God
- Is eternal life
- Through Christ Jesus our Lord

For little ones:

Let them lie on the floor as you say the first part - **the price of our sins is death.**

And then have them jump up and down for the second part – **but Jesus gives us eternal life!** See the craft options to use as a teaching tool.

2) Hands on

As the children arrive have two towels/mats out far enough apart that they are unable to jump from the one to the other. Let them attempt this a few times.

Then demonstrate the following. Label the first towel as “US” and the other as “LIFE WITH GOD”

Start with the two towels close together and explain that when God first created us He made it so that we could have a close relationship with Him. We would have LIFE with God. *Show how easy it is to hop to “life with God”.*

But God let us make all the choices we want. Sometimes we make good choices, like helping others or being kind and generous. *(leave the towel where it is)*

Other times we make really bad choices, like saying bad words, getting angry, moaning about things or even not listening to what God tells us to do in the Bible. These bad choices are against God and they are called sin. *Move the “us” towel further and further away from “life with God”.*

The Bible tells us that sin separates us from God. *Now try and jump from one to the other but not be able to make it.*


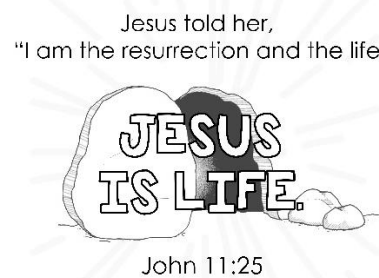

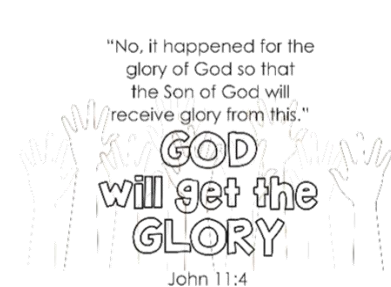
And this separation from God means that we cannot have life with God. And if you don't have life what are you? *Dead.* And so in the same way, just like our Bible verse today teaches us, that the price we have to pay for sinning is to not have life with God. The price of sin is death. There is absolutely nothing WE can do that can close this gap so that we can have life again. There is, however, one way we can be made alive again! Remember how Jesus died on the cross and came alive again? The word to come alive again is resurrect. And John 11:25 tells us that **Jesus is the resurrection and the life.** Do you know what happens when we **believe** that

Jesus is the resurrection and the life? (lay down a cross or material saying Jesus in between the two towels so that it is easy to walk from one to the other.) We are forgiven because Jesus has paid the price for our sin. Because of Jesus paying the price for our sin we can have life with God.

Let the children each take turns to say, "THANK YOU JESUS THAT YOU ARE THE RESURRECTION AND THE LIFE" as they walk from the "us", over the cross and to "life with God".

3) Bible Story + Lesson:

Take 3 empty toilet rolls and wrap one of the following verses on each of them which can be found in the media pack.



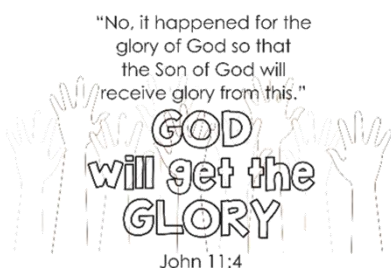
Next wrap each of them to look like a mummy. This is what Lazarus would have looked like when he was put in the tomb.

Today's Bible story can be found in John 11:1-44 NLT. Encourage the children to find it in their Bibles and to read the whole story on their own or with their family when they get home. Explain that this term we have learnt about the God of the impossible and that as you tell today's story we are going to "unravel" some important truths that this miracle teaches us. Tell them that as we unravel each little mummy there is a verse that teaches us something important.

Tell the story:


Jesus had a friend named Lazarus, who was very sick. He lived in Bethany with his sisters, Mary and Martha. So, the two sisters sent a message to Jesus telling Him, "Lord, your dear friend is very sick."

But when Jesus heard about it, He said, "Lazarus's sickness will not end in death. It has happened so ... let's unravel why Jesus said this has happened.



John 11:4 "No, it happened for the glory of God so that the Son of God will receive glory from this".

It happened so **GOD WILL GET THE GLORY!** That means that people will say how great He is and realize how important He truly is.




Even though Jesus loved Martha, Mary, and Lazarus, He stayed where He was for the next two days. Finally, He said to His disciples, "Let's go back to Bethany."

But His disciples objected. They knew the people from there didn't want to believe Jesus truly was God's son and they had tried to stone Jesus the last time they were there. This time they would kill Him for sure!

Jesus had to now choose - save His own life and stay where He is. Or give up His own life and go and save His friend's life. What do you think Jesus will choose?

Jesus then explained to His disciples that Lazarus had died and then He told them that He was glad for their sakes that He wasn't there when it happened. Glad? That seems strange. Let's unravel the reason why.



¹⁴ So he told them plainly, "Lazarus is dead. ¹⁵ And for your sakes, I'm glad I wasn't there, for now you will really believe. Come, let's go see him."

Jesus knew that what would happen next, would help us to **BELIEVE** that He is God's son.



But wait, hadn't Jesus said that Lazarus wouldn't die? And when Jesus gets there Lazarus has been dead for 4 days already! But remember ... why did it happen?

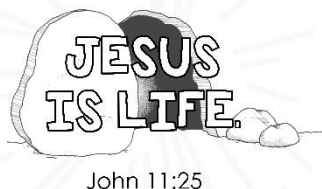
So **GOD WILL GET THE GLORY and we will BELIEVE!**

When Martha came out to meet Jesus she wished Jesus had gotten there sooner. She had faith that Jesus could have healed Lazarus had he still been alive but now that he'd been dead for 4 days, it seemed impossible.

Even when Jesus told her, "Your brother will rise again", she thought that meant eventually when all believers would one day rise to be with God.

But Jesus reminded her who He is ... Let's unravel the next one and find out who Jesus is...

Jesus told her,
"I am the resurrection and the life."



²⁵ Jesus told her, "I am the resurrection and the life."

Jesus went on to explain that anyone who believes in Him will live, even after dying. Everyone who lives in Him and believes in Him will never ever die. Jesus wasn't saying He gives life. He was saying He is life! And without Him there is no eternal life in Heaven.

Jesus is life.



Jesus then asked Martha, "Do you believe this, Martha?"

Let's read what she said: "Yes, Lord," she told Him. "I have always believed you are the Messiah, the Son of God, the one who has come into the world from God."

Jesus went with Mary, Martha and a crowd of other people to the tomb where Lazarus had been buried. But when He told them to roll the stone aside Martha protested, "Lord, he has been dead for four days. The smell will be terrible."

Hadn't she just agreed when Jesus said, "I AM THE RESURRECTION AND THE LIFE"?

Jesus then thanked God out loud so everyone could hear and so that they would know it was God who sent Him. Then Jesus shouted, "Lazarus, come out!" And the dead man came out. Lazarus was alive! Jesus had not only said that He is Resurrection and the life but now He had shown it to everyone!

And did **GOD GET THE GLORY and did people REALLY BELIEVE?**

Let's read John 11:45 "many of the people who were with Mary believed in Jesus when they saw this happen."

Yes! It was just like Jesus had said it would be. Many gave God glory and believed.

After this miracle those that were against Jesus began to plot how they would kill Him. Jesus really had given up His life to save His friend's life. But He had given it up for even more than just Lazarus - He gave it up for **you and for me!**

When He did this miracle, He was showing us what was to happen soon. He was going to die for our sins, but again He would have total power over death and come alive again. He would do this so that we will:

GIVE GLORY TO GOD and BELIEVE that JESUS IS LIFE.

4) Review Questions

a) Why did Jesus raise Lazarus from the dead?

Jesus had waited for Lazarus to die on purpose so He could show His total power over death and life. Everyone could now see that only Jesus is the resurrection and life. And Jesus' timing was perfect as just as Jesus gave up His life for His friend, He was soon to give up His life for us. Jesus would become a sacrifice on the cross for us all and on the third day He would rise again and give the gift of eternal life to all who believe in Him!

b) Will you give glory to God? (we do this by telling others how great He is and realise that He is the most important of all. He is the only one that can do the impossible - give us eternal life)

c) Will you believe in Jesus and follow Him?

5) Craft

Option 1: Lazarus mask

- Cut holes for eyes and a mouth in your paper plate.
- Cut strips of paper for bandages.
- Every time you say "Jesus is the resurrection and the life" let them drop their mask to show their face.



Option 2: Lazarus out of the tomb

- Decorate the cardboard toilet roll with a face and body like Lazarus.
- Wrap the cardboard toilet roll with paper or material/ felt strips to be wrapped up as Lazarus was when he was buried in the tomb.
- Using a paper cup, decorate it to look like rock or a tomb and cut a hole in the front as an opening to the tomb.
- You can place Lazarus in the tomb and move him in and out remembering the lesson we have learnt.



Either craft can be used to teach today's memory verse.

Lesson 8: A miracle of love

Main focus for the lesson:

- Jesus died for us while we were still sinners.
- Nothing we do can stop Jesus from loving and forgiving us.

1) Memory Verse

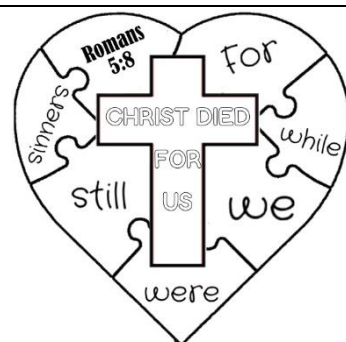
- Romans 5:8
-

“For while we were still sinners, Christ died for us.”

Idea to teach the memory verse.

Print out a puzzle for each child that they need to try and build to reveal the memory verse. Get them to use the Bible to see if they have it correct. Working in pairs or small teams may be easier.

Another idea is to let the children repeat the verse a few times in sign language. <https://youtu.be/7gwbJ9L4olk>



2) Hands on

What you will need:

- A mirror
- White Board markers (Black and Red)
- Wet cloth (To clean the mirror)

Today I want all of you to look in the mirror and tell me what you see. *(Allow for a response.)*
Yes, you can see yourself. You can see your friends. Tell me, why do we look in the mirror in the mornings? *(Allow for a response.)*

I don't know about you, but when I take a look in the mirror in the mornings I check to see if my hair is all neat, that I don't have toothpaste or breakfast stuck on my face and that I'm ready to walk out the door.

But sometimes when I look in the mirror, I can't help but notice some dirty spots. Can you see them? *(Point the mirror back at the children and allow for response.)*

You don't see them? Well, when I look in the mirror, I sometimes remember some of the bad things I have done, and it feels like they are written all over the mirror. *(After mentioning each bad thing/sin use the black, white board marker to write over the mirror)*

Sometimes I **lie**. Sometimes I'm **rude** to my family and I'm **mean** to my friends. One time I did something terrible, and I took something that wasn't mine, I **stole**. When I get upset, I use **bad words** that I know I shouldn't use. All these things I've done make me feel like I am dirty. Actually, it makes me feel really sad.

When Jesus looks at us how do you think He sees us? *(Allow for a response)*

The truth is Jesus sees and knows about all of our sin. We can't hide anything from Him, no matter how hard we try. BUT... Jesus loves us and that is the best news we could ever hear. Because Jesus loves us so much, He was sent to earth and He willingly died so that when we believe in Him we are forgiven. *(Wipe the mirror clean.)*

When Jesus looks at us, He sees us differently. *(Use the Red white board marker and write down all the bold words as you say them)*

Jesus sees us as **forgiven**. As **loved, chosen, wanted, special**. As **children of God**. No matter how dirty or messy we make ourselves. No matter how many mistakes we make, Jesus loves us. Just like our memory verse said today that while we were still sinners, Jesus died for us. So, before you were even born and before you ever did anything, Jesus loved you and decided to die for you so that you could be forgiven and have a place in Heaven.

3) Bible Story + Lesson:

Jesus is arrested (Matthew 26:36-56)

The night Jesus was arrested, which was the day before He was going to be crucified, Jesus went to the garden of Gethsemane to pray. Jesus was scared because He knew that He was going to suffer a long and painful death, and for the first time have sin and be separated from the Father.

While Jesus was praying, He asked God if it would be possible to let this cup pass from Him. That means Jesus was asking God if there was another way for people to be saved from our sin, so that He wouldn't have to die in our place.

While Jesus was praying Judas, one of Jesus' disciples, led a crowd of officials to where He was praying so that they could arrest Him. Peter, another one of the disciples, tried to defend Jesus by pulling out his sword and striking the servant of the high priest. Peter cut the servant's ear off. Do you think Jesus needed Peter to protect Him? *(Allow for a response)*

Jesus told Peter to put his sword back in its place. Let's read in Matthew 26:53-54 what Jesus said to Peter next. "Do you think I cannot call on my Father and He will at once put at my disposal more than 12 legions of angels? But how then would the Scriptures be fulfilled that say it must happen in this way?"

Jesus knew that His death would be the perfect sacrifice for us to be forgiven of our sins so that we could be made right with God again. Jesus knew that His death would make all the messages God had sent hundreds of years before about what would happen, come true.

Jesus knew that He was going to be killed and He had the authority to call upon the angels and be rescued from the situation, but He chose to stay. The love that Jesus has for me and you meant that He willingly chose to die.

Do you know what Jesus did to the servant? *(Allow for a response)*

Jesus touched his ear and healed him. What a miracle! A man that was an enemy of Jesus. A man that was there to arrest Him and take Him to be judged and put to death, Jesus showed him love. Imagine if you were the servant and you experienced that love of Jesus.

Well do you know what, we are like that servant. We make bad choices and we hurt Jesus, but He loves us. More than 2000 years before we were even born and before we made any bad choices, He chose to die for us so that we could be forgiven.

There is nothing we can do that is too bad for Jesus to forgive. He has already done the most incredible miracle of dying and coming back to life: A miracle that means we don't have to be separated from God, a miracle that no one else could do. **A miracle of love!**

Even when we make mistakes Jesus still loves us. He never overlooks or stops wanting us. This is all great news, but do you think we just need to hear it or do we need to do something? *(Allow for a response)*

Yes, Jesus wants us to respond. It's not difficult. Actually it's as simple as ABC.

A - Admit that you have done things wrong and have sinned.

Romans 3:23, "For all have sinned and fallen short of the glory of God."

B - Believe that Jesus is the son of God, that He died for your sins and was raised back to life.
John 14:6, "Jesus told him, 'I am the way, the truth, and the life. No one can come to the Father except through me.'"

C – Confess (Say it out loud/Tell everyone) that Jesus is the Lord of your life and you have chosen to live your life for Him.

Romans 10:9-10, "If you openly declare that Jesus is Lord and believe in your heart that God raised him from the dead, you will be saved. For it is by believing in your heart that you are made right with God, and it is by openly declaring your faith that you are saved."

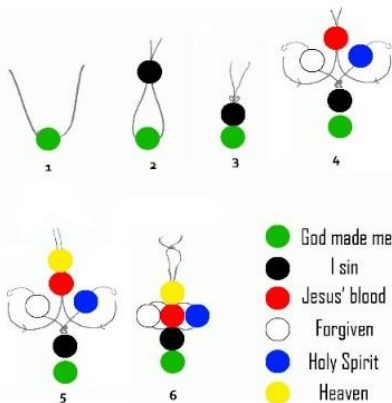
Use this opportunity to make sure children understand the commitment they are making and spend time praying with them.

4) Review Questions

- Could Jesus have called on God to save Him from the cross? (Yes)
- Why did Jesus choose to obey His Father and go to the cross? (*He loves us and He trusted and prayed that God's perfect will be done*)

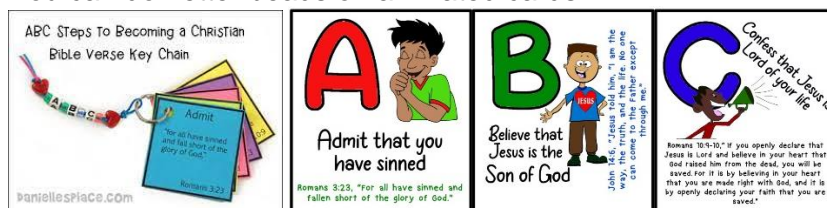
5) Craft

Option 1: Salvation key ring/ bracelet.



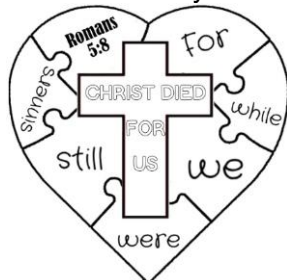
Option 2: Make an ABC key chain.

You can do Letter beads or laminated cards.



Option 3: Memory Verse Puzzle

Do the memory verse game and let the children colour and build their puzzle.



Lesson 9: Jesus has power over all (Breakfast on the Beach)

Main focus for the lesson:

- The miracles show us that Jesus has power and control over everything.
- Remember and keep looking out for the miracles Jesus does in our own lives so that we will believe.

1) Memory Verse

- John 20:31

“But these miracles are written so that you may continue to believe that Jesus is the Messiah, the Son of God, and that by believing in Him you will have life by the power of His name.”

Idea to teach the memory verse.

Have the verse with you as you move from item to item. At the end of recapping the story and getting the children to tell you what Jesus has authority over, read them the verse and ask ... do you believe Jesus is God's son?
At the end ask the children, "If you believe that Jesus is God's son, what does this verse tell you?" **That you will have life with Him.**

2) Hands on

You can play this game in smaller groups before the story.

Sit in a circle with the children. Teacher starts by saying: *I had breakfast on the beach with Jesus and Peter and we had: FISH.*

Next person repeats: *I had breakfast on the beach with Jesus and Peter and we had: FISH and BREAD*

Next person repeats and adds on another item. So the game goes on and the list gets longer and longer. You can choose funny things like octopus legs, or starfish eggs or whatever outrageous breakfast items they can think of.

After the story allow time for children to sit and pretend that they are having breakfast with Jesus as they sit quietly praying.

3) Bible Story + Lesson:

Have a tray set out with the items below or place them around the venue as you pretend you are the disciples following Jesus and seeing Him doing the miracles.

This term we have learnt about some of the miracles Jesus did. Can you remember why they were written in the book of John? Yes, so that we will believe!

But these miracles are written so that you may continue to believe that Jesus is the Messiah, the Son of God, and that by believing in Him you will have life by the power of His name. John 20:31

Each one of these miracles show us that Jesus is in charge of everything and has the power to do the impossible.

For each item ask the children

- 1) *What miracle does the item remind you of?*
- 2) *What does the miracle show Jesus has power and control over? (let the children try and work this out even if they name a whole lot more than just the ones listed in the table on the next page)*
- 3) *Do you believe Jesus is God's son?*

Item	Miracle:	Jesus has power and control over...
Wine glass	Jesus turned water into wine: In this miracle we saw Jesus turn water into wine immediately, simply by pouring it. Do you remember how we planted our seeds and waited and waited and waited .. but nothing happened. Jesus made the best wine instantly.	What does this miracle show us about Jesus? Jesus has the power and control over time! Do you believe?
Picture	Jesus healed the Official's son: When the official heard that Jesus had returned to a town nearby, he left his home and travelled a long way. He wanted Jesus to come home with him so that Jesus could heal his sick son. Can you remember if Jesus went with the official? No, he didn't. But was the son healed? Yes, in fact at the exact time Jesus said he would be healed the son got better.	What does this miracle show us about Jesus? Jesus has the power and control over distance! Do you believe?
Inflatable pool/well	Jesus heals the woman at the well/man at the pool: The lady at the well didn't even know her heart needed healing, while the man was waiting for a long time for someone to put him in the pool. Sometimes we need to go to Jesus and ask Him for healing while other times it is Jesus who comes to us. Either way it is Jesus, and Jesus alone that can heal all.	What does this miracle show us about Jesus? Jesus has the power and control over sickness and brokenness! Do you believe?
Slice of bread	Jesus feeds the 5000: Even just looking at this slice of bread makes me feel hungry and that's exactly what the crowds that came to see the miracles that Jesus was doing felt like. The Bible tells us that Jesus knew what He was going to do next, even before He had seen the little boy's lunch. Do you remember how many baskets were left over? 12. Isn't Jesus so generous? Jesus knew that He would do this miracle and He knew that He would be able to use the idea of being hungry and needing bread to teach us that He is the bread of life!	What does this miracle show us about Jesus? Jesus has the power and control over knowing what is going to happen and provides for our needs!
Dark glasses/mud	Jesus heals the man born blind Do you think if I took this mud and put it on a blind person's eyes, it would make them be able to see? No. It wasn't the mud that healed the man. It was Jesus!	What does this miracle show us about Jesus? Jesus has the power and control over sickness.
Loo roll mummy	Jesus raises Lazarus from the dead In this story we "unravelling" so many different things about Jesus. The most important of all being that Jesus is life! Even after 4 days, when everyone else was expecting a really stinky body, Jesus spoke and Lazarus got up	What does this miracle show us about Jesus? Jesus has the power and control over death.

	and walked out of the tomb. Jesus made Lazarus alive again simply by speaking.	
Cross	The miracle of love The time had come for Jesus to do what He came to earth to do – to save us from our sin. Peter tried to stop a servant trying to arrest Jesus by cutting off his ear, but Jesus healed it and let them take Him away. Jesus let them kill Him. And although many might think it looked like His power was taken away we know that it was Jesus choosing to die in our place so that we can be forgiven. And how did He do this? By coming alive again so no one has to die for sin again.	What does this miracle show us about Jesus? Jesus has the power and control over sin.

Some of these miracles that we learnt about were for large groups of people, like feeding the five thousand, others were for a purpose, like to make a person better or even make a person alive again. One of the most important miracles we learnt about was Jesus coming alive again, which means we get to have eternal life when we believe in Him. All these miracles seem to meet the need of the person, a hungry person is fed, a sick person made better, a sinner is forgiven.

But today I want to tell you about one more miracle that Jesus did after He came alive again. It can be found in John 21:1-14.

The disciples had been fishing all night but had caught nothing. At dawn, a man came to the shoreside and called out to them “have you caught any fish?” They didn’t recognize the man and replied, “No.” The man then told them to put their nets down on the other side of the boat and all of sudden their nets were filled with fish. Who do you think the man was? Yes, it was Jesus!

When Simon Peter realized that it was Jesus do you think he:

- a) Kept on fishing.
- b) Waved hello.
- c) Jumped out of the boat and into the water and headed to the shore.**

⁷ Then the disciple Jesus loved said to Peter, “It’s the Lord!” When Simon Peter heard that it was the Lord, he put on his tunic (for he had stripped for work), jumped into the water, and headed to shore John 21:7

Simon Peter was so excited to be with Jesus. He left everything behind and just ran. When they got to the beach, they found breakfast of fish and bread waiting for them. Jesus had done this miracle so that they would see it was Him and then He sat and spent time with them.

I love how personal this miracle seems. There was no other purpose other than for them to know it was Him and enjoy breakfast together. Remember to look out for the miracles Jesus has done in your life. Some might be big, but even the small ones are important for us to notice. Will you recognize that it is Jesus? Will you jump out of the boat and run to Jesus? Will you believe?

4) Review Questions

- a) What does Jesus have control and power over? (*name them above, everything*)
- b) Will you believe?

5) Craft

Option 1: Jesus has power over ... wheel.

