



The graphic features the text "FAITH IN OUR FAITHFUL GOD" in a bold, comic book style. "FAITH" is in blue, "IN OUR" is in green, and "FAITHFUL GOD" is in yellow. The text is set against a grey background with a halftone dot pattern and radiating lines. Red swooshes and white cloud-like shapes surround the text, giving it a dynamic, explosive feel.

FAITH IN OUR FAITHFUL GOD

THE STORIES OF PEOPLE WHO HAD
FAITH IN OUR FAITHFUL GOD - Hebrews 11

Contents:

Letter to Leaders	3
Lesson 1: Faith in our Faithful God!	4
Lesson 2: Noah: Faith to obey!	8
Lesson 3: Abraham: Faith in God's Promises!	14
Lesson 4: Moses: Faith over Fear!	20
Lesson 5: Rahab: Saved by Faith!	24
Lesson 6: Gideon: Faith for Victory!	28
Lesson 7: John: Faith to Speak Out!	33
Lesson 8: Thomas: What happens when we doubt?	38
Lesson 9: Who had Faith?	44

FAITH IN OUR FAITHFUL GOD

© Cornerstone Church Johannesburg
Revised 2023

This curriculum, including its media pack and booklet are licensed under a Creative Commons Attribution-NonCommercial-ShareAlike 3.0 Unported License.

This means that this work may be copied and distributed freely as long as the work is credited to Cornerstone Church and that the work is never sold in any way or form. This work cannot be used for commercial purposes.

The work may also be altered or adapted, provided that it is made clear that the alteration or adaptation is not part of the original work and not endorsed by Cornerstone Church Johannesburg, unless the work is endorsed which would be agreed upon with Cornerstone Church Johannesburg.

If you alter, transform, or build upon this work, you may distribute the resulting work only under the same or similar license to this one.

See the details of this Creative Commons license at

<http://creativecommons.org/licenses/by-nc-sa/3.0/>

Scripture references are taken from:

Holy Bible, New Living Translation, copyright © 1996, 2004, 2015 by Tyndale House Foundation. All rights reserved.

HOLY BIBLE, NEW INTERNATIONAL VERSION®. NIV®. Copyright © 1973, 1978, 1984 by International Bible Society. Used by permission of Zondervan. All rights reserved worldwide.

The Holy Bible, English Standard Version® (ESV®) © 2001 by Crossway, a publishing ministry of Good News Publishers. All rights reserved.

All artwork is created in house or found on one of the following free image websites:

<https://www.freebibleimages.org/>

<https://christiancliparts.net>

<https://www.freepik.com/> Copyright © 2010-2023 Freepik Company S.L.

All rights reserved.

Letter to Leaders

In this series we will be looking at Hebrews 11 and at the stories of those specifically named for their faith in God. Please read at least Hebrews 10 and 11 before you begin teaching.

Looking at their stories we can ask the following questions:

Did these people have faith because they were really brave? NO.

Did these people have faith because they were perfect? NO.

Did these people have faith because they were better than everyone else? NO.

In fact, some of these people didn't sound like heroes at all!

So where did their faith come from?

It is clear to see in every situation that they had faith because **GOD WAS FAITHFUL!**

The aim of this series is to help the children see:

- A) The importance of having faith in God and Jesus. Firstly, because faith and belief in Jesus is the way to eternal life with God and also because without faith it is impossible to please God. (Hebrews 11:6)
- B) How faithful God is. By seeing how faithful God was to these people over and over again as well as sharing how faithful God has been to them personally, our hope is that their faith in God will grow too.

We have chosen to use the theme of comics to try and capture the children's imagination. Each week there will be a different way of presenting this whether it be using bookmarks, billboards or comic book covers. Fill your venues with these as the weeks go by so that by the end of the series the children can see clearly just how faithful God has been!

We are super excited to announce that we have our very own card game – “WHO HAD FAITH?” and the children can receive a new card (sometimes two) every week! Once the full set has been collected there are numerous games they are able to play. These game rules can be found in lesson 9.



Lesson 1: Faith in our Faithful God!

Main focus for the lesson:

- Children understand the meaning of the words “faith” and “faithful”.
- Children see that it becomes easier to have faith when we see how faithful God is.

1) Memory Verse

- Hebrews 11:1

Now faith is confidence in what we hope for and assurance about what we do not see.

Idea to teach the memory verse.



Let the children each have a turn to face away from you and have faith to fall back into your arms without you looking. Get all of them to repeat the verse together each time they do it.

Explain that if they can trust us because they know us and because they have seen others do it, surely it must be much easier to trust and have faith in God!

2) Hands on

*Start with **no** chair behind you.*

Tell the children that you don't think there is a chair behind you, but you are going to just have faith and sit down anyway and trust that a chair will come. Ask them if they think that is a good idea? (*Try to sit and fall over*)

Explain: When we talk about having faith in God and trusting Him, it is not a blind faith. That means we are not just trying to trust someone we know nothing about. We have faith in God because He is faithful. That means we trust God because of who He is. Everything about God shows us that He can be trusted.

*While you are explaining get a leader to bring a chair behind you. Make sure you **do not** turn and look at the chair nor the leader.*

Leader then says to you “There is a chair behind you, you can sit.”

Say: Oh, do you think I can have faith that there is a chair behind me? I can't see the person, but I recognise their voice. Do you think that I can trust what they are saying? (*Children respond yes*)

*Leader then gives you a note but still **do not** turn around:* Let's read what this note he gave me says “There is a chair behind you.”

Okay, so I can't see the person, but they spoke to me, they gave me a note and all of you are saying I can trust them. Should I sit down?

Sit down slowly so that the children and leader behind you can direct you correctly.

Now that is more like what faith in God is like. We trust God and have faith in Him because He speaks to us, we trust and have faith in Him because He hasn't just given us a note but instead, He has given us the whole Bible which is filled with things about who He is and all the things He has done. And we can trust and have faith in Him because others tell us what they know about Him and how faithful He has been before.

And when we do trust and have faith in Him and He shows us how faithful He is, it makes it so much easier to have faith in Him again and to tell others to trust Him too.

3) Bible Story + Lesson

Note: Before the lesson you will need to hide the picture cards that the children will search for, ask a question and stick it in their book. (See Media Pack – Craft O)

For older children encourage them to read the whole of Hebrews 11 by themselves or even better to read it to someone at home.

Hebrews is a book in the Bible. We don't know for sure who wrote this book but we can see that they are encouraging the people it has been sent to, to keep having faith.

(Hebrews 10:19-39) The writer reminds them of the faith they once had when they first believed, even though they faced lots of difficulties. And the writer encourages them that Jesus will return and so in the meantime they must keep on having faith and trusting Jesus.

In Chapter 11 the writer goes on to name a whole list of people for their faith in God. What do you think these people did or know that made them have such faith? Do you think they repeated "I must have faith! I must have faith!" every morning? Do you think they had a pretty poster on the wall that reminded them to have faith?

Spending some time in the Bible and reading more about these people and others you begin to see something they all had in common. And that was the person they had faith in. Every one of them knew God. They knew how faithful God is and they trusted that God would be faithful again. They trusted that God would keep His promise just like He had done before.

Sometimes we think we need to work harder to have more faith in a situation. Like I must have more faith when I pray – instead of remembering God is faithful to hear our prayers and answer them and so I can have faith when I ask Him again this time.

Or sometimes we think I must have more faith to tell others and you try and create this faith. Instead, we should remember that God promised that He is with us and He promised that His Gospel message is powerful so that is where our faith comes from. When we look at how faithful God is to keep these promises it becomes easy to have faith in Him and trust Him.

We are going to look at some of the characters mentioned in Hebrews 11 today and the rest of them we will spend more time on throughout the term.

Note to teacher:

Next it is time to get the children moving. Tell them that they will search for one picture at a time.

- *When they find it they will bring it to the leader to read. There are 15 different pictures each child should find.*
- *The leader will ask the question written on it and the answer will be the same every time. **"Because He trusted our faithful God"** Let them practice this before they go.*
- *After the child has answered the leader will then read what the card says about God being faithful in this situation. Help the children see that God's faithfulness was not a reward for their faith but instead a reminder to us of who God is – faithful!*
- *The children will then keep their cards and stick them in to make their booklet that shows them examples of people with faith as listed in Hebrews 11. (See craft option 1 to see examples)*
-

Here are the questions as shown on the cards.

Why did Abel bring a more acceptable offering than Cain?

Because He trusted our faithful God.

And God was faithful and blessed his family.

Why did Enoch live a life that pleased God?

Because He trusted our faithful God.

And God was faithful and took Enoch to live with Him.

Why did Isaac promise his blessings to his future sons?

Because He trusted our faithful God.

And God was faithful and blessed Isaac's sons.

Why did Jacob bless Joseph's sons and worship God?

Because He trusted our faithful God.

And God was faithful to bless their sons.

Why was Joseph confident that the Israelites would leave Egypt and even told them to take his bones with them?

Because He trusted our faithful God.

And God was faithful and set the Israelites free from Egypt and they did leave.

Why did the people of Israel walk through the Red Sea?

Because they trusted our faithful God.

And God was faithful by protecting them and even closing the sea over the enemy that was chasing them.

Why did the people of Israel march around Jericho for seven days?

Because they trusted our faithful God.

And God was faithful and made the walls fall down and they won against the enemy.

Why was Barak a courageous warrior?

Because he trusted our faithful God.

And God was faithful to help him overthrow kingdoms.

Why was Samson a judge that ruled with justice?

Because he trusted our faithful God.

And God was faithful to forgive the things he did wrong and judge the Philistines one last time.

Why was Jephthah a good judge and warrior?

Because he trusted our faithful God.

And God was faithful to give him victory.

Why did David fight the giant Goliath?

Because he trusted our faithful God.

And God was faithful to help him kill Goliath and even one day become king.

Why was Samuel always loyal to God?

Because he trusted our faithful God.

And God was faithful to speak to him and let him lead Israel for 40 years.

Why did Daniel keep on praying to God even though he was told not to?

Because he trusted our faithful God.

And God was faithful by shutting the lions' mouths.

Why did Shadrach, Meshach and Abednego refuse to bow down to the king's idols?

Because they trusted our faithful God.

And God was faithful by keeping them safe even in the fiery furnace.

Why did Hezekiah destroy all the fake gods, statues and buildings that the people were worshipping?

Because he trusted our faithful God.

And God was faithful to always be with him and help him be successful in everything he did.

God even healed him from his sickness. (2 Kings 18:6-7)

Conclude by asking the children:

Why can I have faith in God?

Because we can trust our faithful God.

And God will be faithful!

4) Review Questions:

- What does it mean to have faith? (*Faith means you trust someone or something. You believe in them*)
- What does it mean to be faithful? (*When someone is faithful, they can be trusted. They always keep their promise and they are loyal.*)
- Do you think God is faithful? Why?
- Do you have faith in God? Why?

5) Craft

Option 1: Comic book

Children collect one of each of the cards and then stick them in the comic book to create a booklet of examples of faith.



Variation: Instead of sticking the cards over, the children could colour them.

Lesson 2: Noah: Faith to obey!

Main focus for the lesson:

- To encourage children to be obedient to do what God wants us to do and to live how God wants us to live.
- To trust that God will keep His promises, even if it takes a long time.
- For the children to walk in Faith, close to God, and by walking close to God, it will be easier to be obedient.

1) Memory Verse

- Luke 11:28

Jesus replied, "But even more blessed are all who hear the word of God and put it into practice."

Idea to teach the memory verse.

Play Simon says to get the children to repeat the Bible verse until they know it. Every second instruction/Simon says should be: Say today's Bible verse.

Add in some actions for the older kids.

Blessed – Prayer hands

Hear – Cup hands over ears

Word of God – Hold hands like a Bible

Put it into practice – March on the spot

Simon says put your hands on your head.

Simon says say today's Bible verse.

Simon says jump up and down.

Simon says say today's Bible verse.

Simon says spin around in circles.

Simon says say today's Bible verse.

Play this for a few rounds until the children can say the verse without making any mistakes.

2) Hands on

This object lesson will challenge the science that children know / expect. **PRACTICE** it beforehand to know how much water to pour in.

What you need:

- 2 coloured cups - one empty and one with a sponge wedged inside it.
- A blindfold
- Water in a jug
- Sponge/ Cotton Wool/ Nappy (This is a more expensive option, but you can add a lot more water for a greater effect)

Today I will need a leader volunteer. Someone who feels like they can trust me and trust what I say. (Get another leader to come up)

I have two empty cups on the table. (Tip both cups upside down to prove that they are empty)

Now we are going to add a bit of water to both cups.

(Add a bit of water to both cups, give the cup with the sponge to the volunteer)

We need to hold our cups above our heads at all times.

"Volunteer" do you trust me? Are you sure? Okay put this blindfold on.

We are both going to tip our cups upside down over our heads and I **PROMISE** we will NOT get wet. (*While the volunteer is blindfolded, drink your water.*)

Do you trust me? Children do you trust that I am not going to get wet?

Do you think the volunteer should trust me? But I promised?

Okay on the count of 3 let's both tip our cups. (*The sponge will absorb the water and therefore no water will come out of cup with water*)

(*Remove the blindfold*)

Yes, that situation might have seemed impossible, and it might have seemed like you shouldn't have trusted me, but I promised that we wouldn't get wet, and we didn't. That's because I put a sponge in your cup, and it soaked up all the water.

(*Show the children the sponge*)

NOTE: *Don't add too much water. Test how much water the sponge can absorb.*

Sometimes God will ask us to do something that seems impossible, but he promises to always be with us, and we can trust Him no matter what. God also doesn't trick us, although today we tricked the volunteer. Even if people around us are telling us not to trust or obey what do you think we should do? (*Allow the children to respond*)

Let's hear a story about a man that needed to have faith to trust in God and be obedient even when the situation seemed impossible.

3) Bible Story + Lesson

Please prepare by reading Genesis 6:9-22 and Genesis Chapter 7 & 8.

NOTE: *The image without Noah will be placed on top with the flap cut open. Behind stick the picture with Noah so you only see it when the story says open the flap.*

At each stage ask the children "And where was Noah?" before opening the flap. Ask the children "why he was" ... and they reply, "because Noah had faith and so obeyed God."

The stories in the Bible talk about many different heroes, and like us they were not perfect at all, but they did obey God and trust Him. And we should too.

You probably all know that Noah was the man that built the ark. But let's read the Bible and find out a little more about him and just why he built this huge boat that carried so many animals?

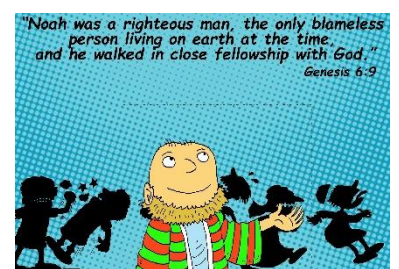

In the time when Noah lived everyone was doing evil things that were against God. And where was Noah? (*Open the flap*)

Genesis 6:9 (NLT) "This is the account of Noah and his family. Noah was a righteous man, the only blameless person living on earth at the time, and he walked in close fellowship with God."


Noah was the only person that stayed close to God and listened and obeyed Him.

Why did Noah keep close to God?

"Because Noah had faith and so obeyed God."

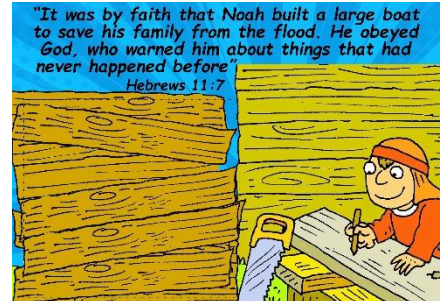


Noah trusted and had faith in God and because Noah walked close to God, God spoke to him saying...



Genesis 6:13 "I have decided to destroy all living creatures for they have filled the earth with violence. Yes, I will wipe them all out along with the earth!"

Next God told Noah to build a boat. God didn't *just* say build a boat but instead He told Noah exactly what wood to use, how to make it waterproof and even the exact size he must make the roof, door and even the windows.



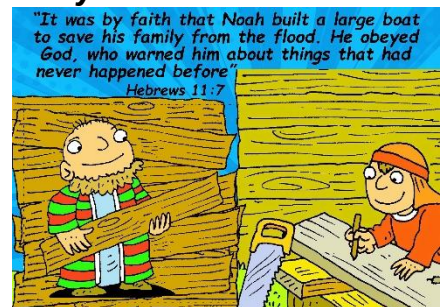
Where is Noah? Do you think Noah listened to God?

Let's read and see. Genesis 6:22 NLT So Noah did **everything exactly** as God had commanded him.

(Open flap) Yes, Noah did exactly what God had asked him to do, he built a boat **exactly** like God told him to!

Why did Noah build the boat? "**Because Noah had faith and so obeyed God.**"

Hebrews 11:7 says "It was by faith that Noah built a large boat to save his family from the flood. He obeyed God, who warned him about things that had never happened before."




Did you know that up until then it had never ever rained before? Water used to just come up from the ground. So Noah wouldn't have even known what rain looked like, let alone a flood! God was warning Noah about something he had NEVER seen before, something that seemed IMPOSSIBLE. Isn't it incredible that Noah had faith and trusted God even though he didn't understand what was going to happen?

How long do you think it took Noah and his family to build the boat?


If we look at Noah's age, we can see that it took him at least one hundred years to build!

All that time, while the rest of the people continued to disobey God and hurt each other, Noah had faith and did **exactly** what God said!



When everything was ready, the LORD said to Noah, "Go into the boat with all your family, for among all the people of the earth, I can see that you alone are righteous."

God then told Noah exactly which animals to put on the boat and how many of each to bring. (Genesis 7:2-3)




Where is Noah? Do you think Noah had faith and obeyed God? Let's read Genesis 7:5. ⁵ So Noah did everything as the LORD commanded him.

Yes! (*Open flap*). Why did Noah put the animals on the boat?

“Because Noah had faith and so obeyed God.”

Isn't it amazing to read in Genesis 7:16 that when everyone and all the animals were on the boat, **God closed the door behind them**. What a lovely reminder that it was God that was placing them there to keep them safe. **When we have faith and obey God, He will keep us safe too even in times that seem impossible.**

When the rain came and the water started to flood everything, where was Noah? (*Open flap*) Why was Noah in the boat? **“Because Noah had faith and so obeyed God.”**



Can you see how Noah's faith and obedience meant that he was saved from the flood. Noah had done exactly what God had said, he even made the boat exactly like God wanted. And God was faithful to keep Noah and his family safe!

- It rained for 40 days and nights and Noah had faith to stay inside the boat.
- Then God sent a wind to blow across the earth and the waters went down.
- 150 days later the boat came to rest on top of a mountain. Still Noah had faith and obeyed God and stayed in the boat.
- Another 40 days went by, and Noah opened up a window and sent out a raven and then a dove to see if there was dry land – but there was not and so Noah had faith and obeyed God and stayed on the boat.
- 7 days later Noah sent out the dove again and it came back with an olive leaf. Noah now knew the land was starting to dry up. But still Noah had faith and obeyed God and stayed on the boat.
- He waited *another* 7 days and then sent out the dove again. This time it did not return – and Noah knew there was dry land but still Noah had faith and obeyed God and stayed on the boat for **two more months** until the land was dry!

Only then did God say to Noah Genesis 8:16 ¹⁶ “Leave the boat, all of you—you and your wife, and your sons and their wives. ¹⁷ Release all the animals—the birds, the livestock, and the small animals that scurry along the ground—so they can be fruitful and multiply throughout the earth.”

What do you think Noah did? Yes, He had faith, obeyed God and left the boat!



It's important for us to have faith and obey God even if it means we have to wait a really long time!



Noah then built an altar and sacrificed one of the animals and this pleased God. (Note to older children: Noah had to listen to the exact number of animals God told to send (Genesis 7:2-3) or else there wouldn't have been enough to sacrifice and still multiply all the species across the earth)



God then made a promise that He would never again send a flood to destroy all things and to remind us of this promise He made the very first rainbow!



Use the flap to explain that God had promised that Noah and his family would be saved. If Noah didn't have faith and didn't obey God, there would have been no boat. And neither people nor animals could multiply again. (*Open the flap*) But Noah did have faith and he did obey! And God was faithful to keep them safe!

God has also shown how faithful He is, since just like He promised, there has never been a flood that has destroyed everything again. The rainbow is a beautiful reminder of this!

Noah's story is a great example to us. It shows us that God wants us too to walk close to Him and live lives that please Him. He also wants us to have faith and obey Him the best we can.

It also teaches us that whether God's promise seems impossible or even if we have to wait a really long time – we can have faith and obey God because He is faithful to always keep His promises.

4) Review Questions:


- What has God asked you to do? Will you have faith and obey Him?
- How can we walk closer to God so that we can hear His voice and be obedient to what He wants for us? (*Read the Bible, pray, learn Bible verses off by heart, go to church etc.*)
- Will you follow God's will, even when it seems 'crazy'/impossible?

5) Craft

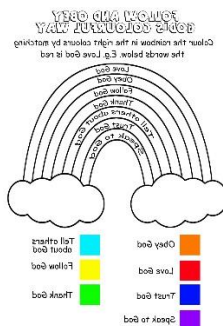
Option 1: Where was Noah?

Cut flaps in the colour page and stick it over the black and white page so that Noah shows through when the flap is opened. Have the children colour the pictures in.

Play a "Where was Noah" game as you recap the lesson. Ask: Where was Noah when the rain came, when the people were fighting, when God said build a boat, when God sent the rainbow etc.



Option 2: Follow and Obey God Rainbow



Option 3: Colour in the strips and build the rainbow coming out of the cloud.

Older children can write the memory verse or how they will obey God on each of the strips.



Lesson 3: Abraham: Faith in God's Promises!

Main focus for the lesson:

- Abraham's life was built on a foundation of faith in God.
- Abraham's faith and obedience in God did not fade.
- Faith in God requires action and Abraham was prepared to go and do whatever God asked of him.

1) Memory Verse

- Genesis 15:6 NLT
"And Abram believed the Lord, and the Lord counted him as righteous because of his faith."

Idea to teach the memory verse.

Beforehand, write each word from the verse onto stars (+/-16 stars).

Older children:

Divide into smaller groups, giving each group a Bible. They then look up and read the memory verse once over together. Now muddle up the stars and see if they are able to put them in the correct order. If they struggle let them look up the verse again.

Younger children:

Lay the stars out on the floor in correct order. As the children jump next to the star they repeat the word after the leader.

2) Hands on

SET UP A BASIC OBSTACLE COURSE IN THE MORNING PRIOR TO THE CHILDREN'S ARRIVAL! Use an area suitable to spread out and have fun whilst giving the children enough space to move around.

Create obstacles they can climb over, crawl under, move around/ dodge and balance on. You can even give them instructions through the course like...

1. Hop on one foot around a particular obstacle.
2. No hands allowed.
3. Close your eyes for a short section of the course.

Conclude: This obstacle course reminds me of Abraham's journey with his family to an unknown land. He didn't know where he was going or exactly what to expect. Abraham, however, did know that God had made him a promise, (many promises in fact) and because he had a relationship with God and complete faith and obedience in what God had promised, Abraham went and trusted Him.

It wasn't easy, just as the obstacle course was not easy to do especially hopping on one foot/ not using hands/ closing eyes, but Abraham's faith and trust in God helped him persevere. His faith helped him to keep on going, following God's instruction and direction all the time.

3) Bible Story + Lesson

Note: God changed his name Abram (“higher father”) to Abraham (“father of many”) and so the verse may have one or the other.

The Bible is filled with promises that God has made. There are over three thousand promises God made! Can you imagine just how many bookmarks I would have to have if I put one if for every verse that showed a promise from God.

Some of these promises we are still waiting for God to do, like Jesus returning, but many of them God has kept, and they have really happened! One thing for sure is that God has **NEVER broken His promises! God is faithful to always keep His promises.**

Today we are going to learn about a man named Abraham. God promised Abraham some really important things - Things that seemed impossible and really tested Abraham’s faith in God. Faith was the foundation of Abraham’s walk with God. Abraham trusted in, relied on and remained devoted to God and because of his faith, God counted him as righteous. He obeyed God in everything, he taught and directed his family to walk in God’s ways too.

Let’s see what the Bible says...

Hebrews 11:8-19

⁸ It was by faith that Abraham obeyed when God called him to leave home and go to another land that **God would give him as his inheritance**. He went without knowing where he was going. ⁹ And even when he reached the land God promised him, he lived there by faith—for he was like a foreigner, living in tents. And so did Isaac and Jacob, who inherited the same promise. ¹⁰ Abraham was confidently looking forward to a city with eternal foundations, **a city designed and built by God**.

¹¹ It was by faith that even Sarah was able to have a child, though she was barren and was too old. She believed that God would keep His promise. ¹² And so a whole nation came from this one man who was as good as dead—**a nation with so many people** that, like the stars in the sky and the sand on the seashore, there is no way to count them.

¹³ All these people died still believing what God had promised them. They did not receive what was promised, but they saw it all from a distance and welcomed it. They agreed that they were foreigners and nomads here on earth. ¹⁴ Obviously people who say such things are looking forward to a country they can call their own. ¹⁵ If they had longed for the country they came from, they could have gone back. ¹⁶ But they were looking for a better place, a heavenly homeland. That is why God is not ashamed to be called their God, for **He has prepared a city for them**.

¹⁷ It was by faith that Abraham offered Isaac as a sacrifice when God was testing him. Abraham, who had received God’s promises, was ready to sacrifice his only son, Isaac, ¹⁸ even though God had told him, “Isaac is the **son through whom your descendants will be counted**.” ¹⁹ Abraham reasoned that if Isaac died, God was able to bring him back to life again. And in a sense, Abraham did receive his son back from the dead.

Let’s take a closer look now...

(Put the Bible Bookmarks found in the media pack by its verse in the Bible.)

Tell the children: I have placed some bookmarks to help us find what these promises were and another to see if Abraham had faith to trust that God would keep His promise.


Can you find the green bookmark that says *PROMISE* on it?

- The first promise God made to Abraham was He would give him and his people their very own land. This land was far away from anywhere he'd ever been, but God told Abraham to go. Let's read Genesis 12:1 NLT

"¹ The Lord had said to Abram, "Leave your native country, your relatives, and your father's family, and go to the land that I will show you."

Do you think Abraham will trust God and go?

Yes, it must have been tough to leave the place he had grown up in and start a new life somewhere else, but Abraham went, without even knowing where he was going. Let's read Hebrews 11:8 and find out *why* he went.



Can you find the green bookmark that says *FAITH* on it?

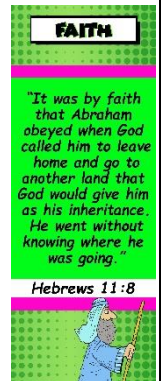
Hebrews 11:8 NLT

"⁸ It was by faith that Abraham obeyed when God called him to leave home and go to another land that God would give him as his inheritance. He went without knowing where he was going."

Abraham went because he had faith in God! Even when he reached the land God had promised him, the Bible says he lived there by faith.

How do you think you would feel if God asked you to pack up everything you own, to leave your family and move to a new area and home far away from anything you know?

Would you have faith in God like Abraham did and trust Him that He knows what is best for you?



Can you find the blue bookmark that says *PROMISE* on it?

- The second promise was about children. I wonder how many God will promise to give him. Genesis 15:5 NLT

⁵ Then the Lord took Abram outside and said to him, "Look up into the sky and count the stars if you can. That's how many descendants you will have!"

But wait God promised even more!

Genesis 12:2-3 NLT

² I will make you into a great nation. I will bless you and make you famous, and you will be a blessing to others.

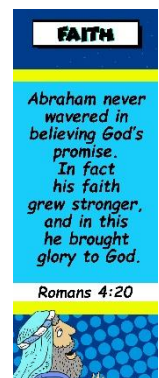
God told Abraham that he would have a huge family and as many children as there are stars in the sky. Wow! That is a lot. Do you know how many children Abraham already had when God told him this? (*NONE!*) Abraham's faith in God was really tested here. Not only did he not have any children, but he was already very, very old, like a grandpa! He was way past the age of having children. And now God was promising that he would be the father to a huge nation.

Wow wee, do you think Abraham will have faith?

Let's find the blue bookmark that says FAITH on it.

Let's read Romans 4:20 NLT

²⁰ Abraham never wavered in believing God's promise. In fact, his faith grew stronger, and in this he brought glory to God.



Yes, Abraham had faith and believed God's promise, even though it seemed impossible. The Bible even says that his faith never wavered. That meant he never stopped trusting God to do what He said – not even once! And God was faithful. When Abraham was one hundred years old, his wife Sarah gave birth to a baby boy. They named their son Isaac, just as God had told them to.

Next can you find the pink bookmark that says PROMISE on it?

• The third promise was a really big one. God told Abraham that all people would be blessed through him. Genesis 12:3 ³ I will bless those who bless you and curse those who treat you with contempt. All the families on earth will be blessed through you.

This blessing was referring to Jesus. God was promising that Jesus, God's only son, would be born from Abraham's family.

Jesus came to save the world from sin and death and that includes us! Abraham had a lot of faith in God, and he trusted in His plans even though he could hardly believe what God was promising.

These promises God made seemed impossible. No one else could have done them that is for sure, but Abraham still had faith.

Genesis 15:6 NLT ⁶ *And Abram believed the Lord, and the Lord counted him as righteous because of his faith."*

And God was faithful and every one of these promises happened!

But wait! Years later when Isaac was a boy, God came to speak with Abraham again. This time God was going to test Abraham's faith. Let's read how.

Find the orange bookmark that says TEST on it.

Genesis 22:2 NLT

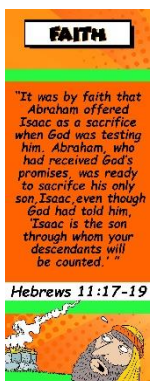

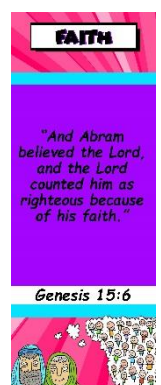
² "Take your son, your only son—yes, Isaac, whom you love so much—and go to the land of Moriah. Go and sacrifice him as a burnt offering on one of the mountains, which I will show you."

Let's find the orange bookmark that says FAITH and see if Abraham would trust God.

Again, Abraham's faith in God stayed strong. No matter how impossible the situation seemed, he got up in the morning and packed his donkey, split the wood needed for the offering, and started the three-day journey up the mountains with Isaac.

To Abraham, it didn't matter what the situation looked like because he knew that God had blessed him with Isaac and that God was always in control. Abraham believed more than ever that God would keep His promise, even if that meant He had to raise Isaac back up from the dead. (Hebrews 11:17-19 NLT)

Faith helps us to be obedient – even when it is really hard. But thankfully God did keep His promise. At the last second, He stopped Abraham from carrying out his sacrifice, and Isaac was saved. And just like God had promised, Jesus was born many years later from Abraham and Isaac's family.

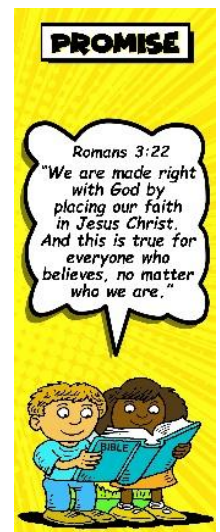


And this meant that we could be blessed and get the greatest gift from God – just by having faith in Jesus.

Can you find the yellow bookmark and find out the PROMISE that God has made to you!

Romans 3:22 NLT says that ²² “We are made right with God by placing our faith in Jesus Christ. And this is true for everyone who believes, no matter who we are.”

Having faith in Jesus and believing in Him means that God blesses us with His righteousness. That means all our sins are forgiven and taken away and we are seen as good and acceptable in God’s eyes. Again, that shows just how faithful God is!



Is there any reason for us to doubt God? No!

Sometimes we don’t do what God is asking us to do because we are scared, or we don’t know how it will turn out or it even seems impossible. BUT when we remember how faithful God is to keep His promises, not only to Abraham but to us too, then it is easier to have faith in Him.

We need to act on our faith. We can’t just say we have faith but then don’t actually trust God. It might mean that we have to give something up or do something we don’t like but remember God will ALWAYS keep His promises even if it seems impossible.

Will you live a life of faith, trust and obedience in God and fulfil the plans God has for YOU?

God doesn’t ask if we are able, He only asks if we are willing and there is no limit to what we can do through faith in Him. Let’s follow the example of Abraham, whose obedience led to him being known as the “father of our faith.” (Romans 4:16)

God has things He wants us to do. We need to trust in Him and when we do this, He will show us the direction He wants us to go in.

4) Review Questions:

- a) Are you trusting God and depending on Him in every area of your life? (School/ family/ friends.)
- b) What promise did God make to Abraham that seemed the most impossible? (*And yet God was faithful to keep it*) Do you think He will be faithful to keep the promises He makes to you? (*I promise to love you, I promise I am with you, I promise to save you?*)
- c) What do you think was the hardest thing for Abraham to have faith for? And was he right to have faith? Was God faithful?


5) Craft

Option 1: Bookmark

Let the children make their own “Faith Bible Bookmark”.

They can write or draw:

- A verse that reminds them to have faith
- Their own prayer to God
- A time that God made a promise and they had faith that God would keep it.
- Encourage them to keep adding to it over the years.



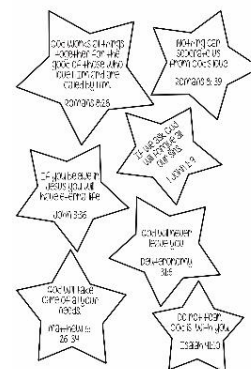
Option 2: Activity Page or Colour page for younger children



Option 3: Promise Stars

Give children a set of stars that they can write the promises that God makes to us in the Bible.

These can be made into a necklace, a mobile or simply stuck on their wall to remind them.



Lesson 4: Moses: Faith over Fear!

Main focus for the lesson:

- God has a plan and a purpose for each of us and we need to walk by faith every day and see how God's plan unfolds.
- When God calls us to do difficult things in times of trouble, He will make a way for us and protect us.
- We need to have faith to overcome our fear; even when we have to sacrifice things, we need to trust God (Like Moses' parents)


1) Memory Verse

- Psalm 46:1

"God is our refuge and strength, always ready to help in times of trouble."

Idea to teach the memory verse.


Option 1:



Cut out the shapes and hide them around the venue. Children do a scavenger hunt to find each piece, returning each time they have found one to repeat the verse to the leader. Have glue available for them to stick the pieces down. This can be done as the craft for the lesson.

Remind the children that no matter what makes them have fear, God is our refuge and strength.

2) Hands on



For this object lesson you will need one section of a Kreepy Crawly pipe and a PVC pipe of the same or longer length. Write "Faith in God" on the PVC pipe. (You may choose to ask a volunteer to help you.)

The bendy pipe represents us when we are lacking in faith. You see it can be bent and twisted and even tied up in a knot.

This knot looks like my tummy does when I'm really afraid. Who has ever felt their tummy in a knot when they are afraid? It's not a nice feeling, is it? Get it? KNOT a nice feeling...

But look what happened when we have Faith. This hard PVC pipe represents faith in God. It even says "faith in God" on it. Now when we place the PVC pipe inside the Kreepy Crawly pipe it can no longer be bent or twisted up.

It is the same for us: when we have faith in our lives, fear cannot overcome us. Even when we are in a scary situation, faith keeps us firm and focused on God and His plan.

3) Bible Story + Lesson

For this story start by sticking the “FEAR” comic pictures up in the following order.



Explain: Sometimes we can be filled with fear but have faith as God is always faithful. Today's Bible story can help us see how our faith in God can help us overcome these fears.

As you tell the story stick the “Faith over fear” cards over the fear.



Each of these shows what characteristic of God, Moses' parents and Moses had faith in - even in the toughest situations.

Exodus 1 :11- 22 sets the scene. The Israelites were a strong nation as they were God's nation. At that time, they were living in Egypt. Pharaoh, who was the ruler, was very worried because there were so many Israelites. He decided to make the Israelites his slaves. He treated them very badly, but God was faithful to protect them, and the Israelites still grew in number. This made Pharaoh very angry!

Pharaoh thought that by killing the Israelite's baby boys it would make them weak, so he instructed that all the Israelite baby boys be killed as they were born! Isn't that awful?

So, you may be thinking why on earth would Pharaoh be so cruel?

Well, he thought that by killing the boys, the Israelites would become weak and continue to be slaves. Pharaoh didn't know how faithful God is!

Amram and Jochebed were an Israelite couple that had a baby boy. Oh no, that meant Pharaoh would send the soldiers to have him killed.

Refer to the pink comic and say – I think knowing this could definitely be a reason for them to have fear.

The Bible tells us that when they saw their son they immediately knew that he was beautiful and special. This boy was Moses!


Hebrews 11:23 names Moses' parents for their faith. So let's find out what they did.

Amram and Jochebed decided to do everything they could to protect their son, Moses. The Bible commends them for their faith when they hid Moses for three months, which was going against Pharaoh and could have got them killed. Later, we read that Moses' parents made a basket from reeds and tar and put Moses inside and set it in the Nile River.

They did what?! Do you think they would have been full of fear? I don't know about you, but I would have found that very hard and scary to do. (Refer to pink comic again)



But can you believe it that Hebrews 11 says they were **NOT** afraid! Wow! They really must have trusted God. And why wouldn't they because God is always faithful. Moses' parents chose to have **faith in God's protection** over fear. (Stick the **"faith in God's protection"** card over the fear.)



And God was faithful again! The Egyptian princess found Moses and took him out of the water. God was faithful to protect him and keep him safe. She then got Moses' own mother to care for him until he was older. God was faithful to return Moses to his family.

Later, when the boy was older, his mother brought him back to Pharaoh's daughter, who adopted him as her own son.

Hebrews 11:24-29 also names Moses as a great example of faith in God. So, let's find out his story.

Even though Moses had grown up in the palace, he had faith to refuse to be called the son of Pharaoh's daughter. It would have been very scary to have been mistreated the way the Israelites were. (Refer to the yellow comic) This could also have been another time to have fear, but Moses thought it was better to suffer than give in to the treasures and sins of Egypt. (Hebrews 11:26) Moses chose to have **faith in God's eternal promise** rather than just enjoying the things around him and he decided to leave. (Stick the **"faith in God's eternal promise"** card over the fear.)



Many years later things had gotten even worse for the Israelite people in Egypt and God spoke to Moses through a burning bush and told him to go back and save the Israelites.

Remember Moses is a man named for his faith. How do you think he responded?

Yes, he was brave and strong, (refer to the green comic. Note: This time it will not get covered up) but he also had fears. He was too scared to talk to Pharaoh. Do you think that God can be faithful to Moses even though he's choosing fear over faith? Yes, God is always faithful to provide and so God told him to take his brother Aaron with him and so he did. With his brother next to him, he stood up to Pharaoh and asked that the Israelites be set free. He had to keep going back because Pharaoh was a tough guy! Moses knew God would provide protection if they were obedient to Him, so He kept going back to Pharaoh asking him to "Set my people free."



Eventually after the ten plagues, Pharaoh said, "take your people and GO!" But Pharaoh changed his mind and sent soldiers to capture the Israelites again. Moses and the Israelites stood standing at the Red Sea with the soldiers gaining on them. This was again time to choose fear or faith. (Refer to the blue comic) Hebrews 11:27 says that Moses had left not even fearing the king's anger. Moses then had **faith in God's plan** (stick the **"faith in God's plan"** card over the fear) and when he put his staff in the water, God showed his faithfulness in a huge way! The waters parted and the Israelites in *their* faith walked across safely.



God continued to show His faithfulness as He protected, provided and continued to carry out the plan for Moses and His people.

There is so much more to Moses' story. Encourage the children to take some time to read from their Bibles at home. (It can be found in the book of Exodus)

(Refer to completed timeline of comics) Can you see how God was faithful from the moment Moses was born? Even when faced with scary situations God had a plan, God provided a way for Moses and He protected him. Moses could have faith over these fears because of God's faithfulness.

How many of you are thinking that Moses must have been perfect for God to protect him like that? Well, he was not... (refer to the fear that is not covered) Moses sometimes lacked faith, just like we sometimes lack faith, but God was full of mercy and grace and God used Moses in incredible ways. God still provided for him and God still protected him. We can see that Moses chose faith over fear most of the time but even in the times when his faith was lacking, God was faithful.

God is full of mercy and grace to us too and most importantly, God wants a relationship with each of us. Isn't that WONDERFUL news! Are you ready to have a relationship with Him?

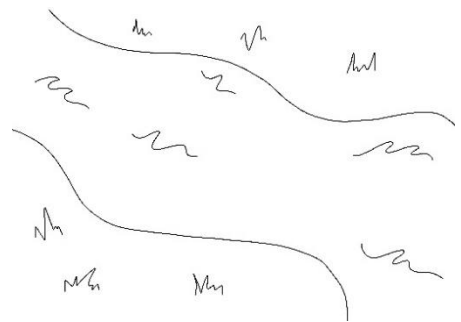
4) Review Questions:

- What do you think you should do when you have fear? (Think of how faithful God is, read the Bible to remind you, and of course PRAY as God is always listening)
- How can you help someone else that is feeling afraid? (Remind them who God is and how faithful He has been in the Bible and in your life. Remind them to read the Bible and pray)
- Can you share a time you had faith and God was faithful?

5) Craft

Option 1: Baby Moses in the basket

Colour in the river and stick baby Moses in a basket made of cardboard or collect grass from the garden.



Option 2: Crossword/ Colouring in page

Faithful God

Y P V I O O H P V H O H R S
P U R P O S E T B P I T E P
J O S O P U N R P P R I F O
B O P E V R T E U I O H A T
I B S P V I O R L P O F I C
H E S H U E S T U Y A U T V
E Y D A J T T T I E S S O H P
O E R O R U J E O C T R T T
N A L S O H O E O N T E T R
J E S U S V F U N G R I I D
O T J U J L O O I O S O O S
R B R H T V T S U D V R O N
N O I U P L A N T I O A O G
E O R H R C S H P S O A H T

ACROSS
DOWN
FAITH
PROTECTION
PROUDLY
200
2000000
1000000



Option 3: Paint rocks

Decorate clean stones with markers or paint (Use earbuds instead of paintbrushes)



Lesson 5: Rahab: Saved by Faith!

Main focus for the lesson:

- God is powerful and His plan will always happen.
- God wants all of us to be a part of His plan, but we need to be obedient to His call.

1) Memory Verse

- Proverbs 19:21

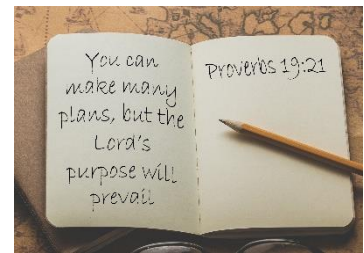
“You can make many plans, but the Lord’s purpose will prevail”.

Idea to teach the memory verse.

Build a puzzle to reveal the verse.

Cut the image into 4/8 pieces for the younger children and 16/20 pieces for the older children.

Now that our puzzles are built let’s read the verse together.



2) Hands on

Items needed:

- Piece of white paper (A3/A4 depending on group size)
- Different colour paints (blue, yellow, red, purple and orange)

Ensure that all the children can see the page by sticking the page on a board or gathering everyone around the table.

Today I want to create a beautiful multi-coloured picture. That is my plan. So, I’m going to take this paint **(Take blue)** and start my picture. I’m going to paint a dam of water at the bottom of the page and paint some clouds at the top.

If I only use blue is my picture multi-coloured? (No) So what do I need to do? I need to use another colour! Let’s paint a beautiful yellow sun at the top of the page next to the clouds. Wow the picture is starting to come together now. We’ve got blue and we’ve got yellow.

Let’s take the yellow and add some of it to the bottom, mix it with some of the blue and see what happens. **(Mix the blue and yellow on the page to create green)** Do you see a brand-new colour is forming and now I can add some grass next to my dam. Now I have three colours on my page.

Is my picture multi-coloured now? (Yes) Could I make it even more colourful? (Yes) I can add red to the picture. But what if I decide not to add the red. What if I decide that red is not an important colour?

If I mix yellow and red, I get orange. If I mix blue and red, I get purple. So actually, red is a very important colour. It helps to create the bigger picture. By not adding red, orange and purple can’t be created on my page, like when we created the green by mixing the blue and yellow.

Luckily, I have some orange and purple paint here. **(Paint an orange and purple house/butterfly)**

The plan was to create a multi-coloured picture, did I do that? (Yes) There are five different colours on the page: blue, yellow, green, orange and purple.
Have I used all the colours and all the paints I could have used? (NO!) There is no red in my picture.

Now this picture and all these colours are showing us something very important. Let's imagine that each of us are like one of these colours. God has a plan; to show and tell the world who He is, and He wants to use all of us to be a part of His plan. Just like all these colours could be a part of the picture. Just one colour would have been quite plain, but all of them together makes a better picture.

God calls us to be a part of His plan. That means He asks us to be part of His plan. He doesn't force us. God might ask you to tell a friend about Him or be kind to a stranger and show them the love of Jesus. Sometimes we get scared, and we feel like we are too little to be a part of God's plan and so we don't do it. Or maybe we just don't feel like it and we choose not to do what God has asked us.

Now here's the important thing to remember. We can't ruin or change God's plan. Just because I didn't add red to the picture didn't mean that orange and purple also weren't there. I added them. Even if we choose not to be a part of God's plan it will still happen. But we don't get to share in the joy and beauty of what God has done. No matter how hard we look at this picture or which way we turn it, there is no red in this picture.

Do you want to be part of God's plan? Yay!

3) Bible Story + Lesson

This story happens in two main places: The city of Jericho and the camp of Israel. When talking about what is happening in Jericho get all the children to move to one side of the room and then go to the other side of the room when talking about Israel.

If the venue is too small to move everyone then have the children sit on the floor and face towards the one side and the leader telling the story switches to opposite sides of the room.

**As you tell the story
build the Jericho and
Israel comics to look like these.**



Israel:

After Moses died, God appointed Joshua to continue to lead the people of Israel. God led the Israelites to defeat many armies and take over the land that God had promised them.

Jericho:



The people in the city of Jericho did not believe in God. They worshipped idols and lived lives that didn't please God. In this city there lived a woman by the name of Rahab. She was not rich, or royal or anything special to the people around her. She had also done things that did not please God.



Israel:


The next city God was giving over to the Israelites was the city of Jericho. God told Joshua to send two spies into the city to go and see what it was like.



Jericho:



The spies entered Rahab's house. Someone saw them and they went and reported it to the king. So, the king sent messengers to Rahab's house telling her to bring out the two men that had entered her house, because they had come to spy out the land.




Rahab told the messengers that the men had left, and she didn't know where they had come from. She told the king's messengers to quickly run after the men and maybe they could be caught.



But Rahab had actually hidden the spies for the night under stalks of flax that she had on her roof. Rahab told the spies that she had heard of the incredible signs and wonders that God had done and how He had taken care of the Israelites.

Israel:

Can you remember what God had done for the nation of Israel. (*Allow the children to answer*) Yes, God had set them free from Egypt by sending ten plagues and showing them and the Egyptians that He is the one true God. He parted the Red Sea so that they could escape from the Egyptian army. He provided manna and quail in the desert. He made water come out of rock for them to drink. God had also helped them defeat many armies.



Jericho:

Rahab wasn't there when all of those things happened, but she had heard the stories, and she knew that the God of Israel was faithful. She told the spies that the people in Jericho were terrified of the Israelites because they knew that their God has incredible power and authority. She knew that God had given the land of Jericho over to the Israelites and so she decided to rather be a part of God's plan instead of against His plan.

Rahab asked the spies to spare her life and the lives of her family when they came to take over the city. The spies agreed and they came up with a plan. Rahab's house was built against the city wall, so she threw a red rope out of her window and the spies were able to escape from the city without being caught. The spies told Rahab that when they came back to take over the land, she must throw the red rope out of her window again and then the Israelite army would know not to harm anyone in that house.



Rahab had a decision to make. Was she going to do what the rest of the people in Jericho did and hide in fear and fight back or was she going to believe in the God of Israel? Do you think that she threw the rope out of her window when the nation of Israel came to take over the city? Yes, she did and she and her family were saved.

Can you see the difference between the pictures of Jericho and Israel? Yes, the pictures of Jericho are all in black and white and the pictures of Israel are in colour.

There is a clear difference in our lives when we believe in and have faith in God and when we don't. Rahab saw the difference in the God the Israelites served and the life she was living, and she chose to have faith in our faithful God.

Rahab's story is an amazing example of God's faithfulness! Rahab had done many things that did not please God, but God saved her and her family. Joshua 6:25 even tells us that she stayed with the Israelites and if we read Matthew 1:5 we see that Jesus was one of her descendants. What a lovely example of how forgiving our faithful God is.

4) Review Questions:

- a) Is the faith that you have in Jesus easy for others to see? How?
- b) Share with your group about a moment God did something for you or your family.

5) Craft

Option 1: Finger Painting

Make finger paint pictures and mix the 3 primary colours (red, blue, yellow) on the page to create more colours.



Option 2: Hide the spies

Colour in the spies. Collect sticks from the garden/ use scrap pieces of paper/newspaper and hide the spies.

Rahab was saved by faith, because she had
given a friendly welcome to the spies.

Hebrews 11:31

Stick some sticks or pieces of scrap paper over the spies to hide them.



Lesson 6: Gideon: Faith for Victory!

Main focus for the lesson:

- God gives us the shield of faith to protect us against the devil's evil plans.
- God wants us to have faith in who He says we are and in the plans He has for us.
- God grows our faith when He speaks to us and when we see His miracles.

1) Memory Verse

- Isaiah 54:17

"No weapon formed against you will succeed. You will silence every voice raised up to accuse you."

Idea to teach the memory verse.



Have some fun and get the kids to help you put some karate moves to the verse.

Remind the children that these weapons are not real swords and spears but are spiritual ones that we can only stand against when we have faith in God.

E.g. Doubt, fear, worry, loneliness, sadness, envy etc.

2) Hands on

Create a game of dodge ball using rolled up pieces of newspaper as balls.

Explain to the children that God loves us, that He has made us and that He has a plan and purpose for each one of us. Then hold up a ball and ask them to pretend that these balls are like lies from the devil.

Older children can help you name what some of these lies might be. Examples are:

- "You are not good enough to tell someone about Jesus."
- "You are too stupid to get good marks at school."
- "Nobody loves you."
- "You will never be a great dancer one day, just forget about that dream."
- "You are too young to understand the Bible."

Demonstrate by throwing a ball and hitting a leader each time.

Now divide the children into two groups and let them play the game of dodge ball.

Then pause and explain: There may be one or two left standing at the end but most of you were hit by these horrible lies and they even made you have to stop playing the game.

Then pull out one of the shields. In Ephesians 6:10 we learn about the whole armour of God.

Can you tell me what the different parts of the armour are? They are:

- Belt of truth
- Breastplate of righteousness
- Feet with the peace of the gospel
- Shield of faith
- Sword of the spirit and
- The helmet of salvation

One of the very special parts of the armour is the shield of faith. It's that shield that we use to protect ourselves when the devil starts lying to us and accusing of not being good enough or not doing the right thing. In the Bible days the shields the soldiers had were almost as big as their whole body. We need to use our shields of faith to stop the devil's lies.

NOTE: You may choose to pause to make your craft and then let them continue using their own shield as they play another round.

3) Bible Story + Lesson (Gideon: Judges 6-8)

Ideally set up stations with different items, such as a wet and dry fleece, stew etc. as well as the pictures shown below. Before you start, draw a big shield across the back of all the pictures that make up his story. Write the word *faith* in the shield.


Allow the children to walk with you from station to station as you build his story. You will need a board and Prestik to stick them up as you go.

Today we are going to learn about a man God called “Mighty warrior”. His name is Gideon. He is also listed in the book of Hebrews for having great faith in God. Let’s go on a journey and collect all the parts of his story.



Station 1: God is faithful to choose us.


Now where do you think we would find a mighty warrior?



In a nice house?



Telling hero stories to people in the village?



Or hiding at the bottom of a winepress threshing wheat?

Our story starts with our hero of faith, Gideon, hiding at the bottom of a winepress where he was threshing wheat. Gideon was hiding from the Midianites. The Midianites had become a strong nation and had now been ruling over the Israelites for seven years. The reason that they were ruling over Israel is because Israel had started worshipping other gods like Baal. Because of the Midianites, the Israelites no longer had a real place to stay. Many of them were living in caves, the crops that they planted were destroyed by the Midianites and all their cows and sheep were being stolen by them too. The Israelites were starving hungry and they cried out to God for help. Do you think God will hear their prayers? Do you think He will help them? Let’s go to the next part of the story and see.

Station 2: God is faithful to speak

I’m pretty sure Gideon was feeling very worried about his future. But God did hear their prayers and He sent an angel to speak to Gideon. The angel said, “Gideon the Lord is with you Mighty Warrior”.

Do you think Gideon thought he was a mighty warrior? What do you think he replied? (Get the children to guess and then tell them and fill in the empty speech bubble) No, he didn’t because this was his reply, “If the Lord is with us then why has this happened to us? And where are all the miracles that our family long ago told us about?”

The enemy had caused Gideon to doubt who God was. When the angel told Gideon that God had chosen him to go and that God would rescue Israel from the Midianites, Gideon still came up with



a whole lot of excuses. He replied that he was from the weakest clan in Israel and he was the lowest in his family.

Gideon wasn't sure if it was God speaking to him, so he set out some goat stew and bread and when fire came down from Heaven and consumed the whole meal, Gideon was petrified that he was going to die because now he knew he really had been speaking to an angel sent by God.

But the angel told him he would not die and then reminded Gideon that God would be with Him and that God would help Gideon destroy the Midianites.

Gideon's faith was given an opportunity to grow because he heard from God.

Station 3: God is faithful to protect



Gideon knew that he needed to destroy the fake gods that the Israelites were worshipping. He was feeling a bit scared and so he went in the middle of the night. He also sent some of his servants to kill a bull and offer it as a sacrifice to God.

In the morning the Israelites were so angry, and they went to find out who had done this. They wanted to kill the person. Gideon was hiding in his father's house. Joash, Gideon's father, told the Israelites that Baal could defend himself and so the Israelites went away.

Gideon hadn't even faced the Midianites yet and even his own people were trying to kill him, but God had already protected him. Can you all say, "God protected Gideon".

Station 4: God is faithful even when we are faithless



The Midianites and the other armies in the land all joined together to make a huge army that would fight against Israel. Gideon knew winning was not going to be easy and his faith took a wobble. He wanted God to prove that He was really going to rescue Israel as He had promised.

Gideon put down a fleece (fluffy woollen rug) and asked God in the morning that the fleece must be wet but the ground must be dry. Do you know what happened the next morning?

Yes, the fleece was wet and the ground was dry. Do you think Gideon was happy then?

No, he asked God again but this time the fleece must be dry and the ground must be wet and God did it. I am sure that seeing God do these miracles must have helped Gideon to have more faith.

Station 5: God is faithful to give us victory

How many warriors do you think you need to defeat a mighty army?



(add each of these to the board and then take them away to show that that wasn't God's plan)

Gideon had gathered 32 000 men, but God said to him that was too many. God said the Israelites would say that they won in their own strength, and they wouldn't admit that it was God's victory. So Gideon said that all the men feeling scared or worried could go home. So 22 000 men went home. God said there were still too many, look at the way that the men drink from the river. If they put their heads down and drink the water like a dog send them home. But the ones that cup the water in their hands, keep them as your army. Do you know how many people were left? Only three hundred. Do you think three hundred men would win a war against other mighty nations?

Station 6: God is faithful to build our faith.

The Midianites were camping in the valley and to help Gideon not feel so afraid, God told him to go and listen to what the Midianites were saying. When Gideon went down the Bible explains how great the army was. The army looked like a swarm of locusts and there were as many camels as grains of sand on the beach.

I am sure that Gideon had to get out his shield of faith here to know that God had already said that He would give Gideon the victory, even though the situation maybe looked impossible. Gideon heard one Midianite tell his friend that he dreamt that a loaf of barley bread rolled down the hill and flattened the Midianites tents. The man replied and said, 'that means God has given Gideon victory over Midian and all its allies'.

When Gideon heard this he bowed to the Lord and worshipped Him. Imagine how Gideon's faith grew.



Station 7: God is faithful to His promises.

(Start with the picture face down) What weapons do you think an army would need if they were attacking another really big army? Do you know what Gideon and his three hundred soldiers had? Each of them had a horn to make a loud noise, a clay jar and a torch in their left hand.

The Israelites split up into three groups and went to different parts of the camp. When Gideon blew his horn and cracked his pot, the other three hundred men did the same. The Midianites and their allies rushed around in panic. When they heard the noise, the Midianites started killing each other with their swords. Those who got away were captured by the Israelite army.

God had been faithful once again. He had protected Gideon and the Israelites had victory over the Midianites just like He had promised.



Turn over all the pictures to reveal the shield with faith written in it. Conclude that Gideon had a lot of things that could have stopped him from doing God's plan. He needed to remember to keep up his shield of faith and not let the lies of the devil stop him. Remembering how amazing and faithful God is, helps us to be brave and to keep having faith in God.

4) Review Questions:

- What should we do when the enemy lies to us about who we are in God and about what it is that God calls us to do?
- When we are feeling worried about our safety what can we do?
- How do we grow our faith?

5) Craft

Option 1: Shield

Let the children make their own shield.



Option 2: Torch

Use ice-cream sticks or toilet rolls with the flame template to create a torch.



Lesson 7: John: Faith to Speak Out!

Main focus for the lesson:

- John the Baptist was given the great task of announcing Jesus' arrival.
- He didn't care what people thought of him, his focus was on God and pointing people to Jesus so that they would be saved

1) Memory Verse

- Ephesians 2:8

"It is by grace you have been saved, through faith – and this is not from yourselves, it is the gift of God" (NIV because it uses the word faith)

Idea to teach the memory verse.

Make "Saved by Grace through Faith" stickers and place them in a gift bag, enough for every child and leaders. Play the following song in the class while playing this game:

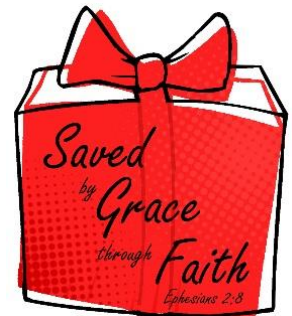
<https://youtu.be/kTQVPPWSXOq>

Start with the leaders so that the children can watch as you demonstrate. They will say **"remember the gift God gave you"** and then tell the next person to take one. This person will then take a sticker out and say, "I have been saved by Grace through Faith" and stick it to themselves.

Then that leader takes the gift bag over to someone else in the room and they then do the same. Eventually all the children and leaders should have a "Saved by Grace through Faith" sticker on themselves.

Say: You see, we received this gift without having to do any work for it. It is the same with the gift of grace that God gives us so that we can be saved by our faith in who He is and what He has done.

God gives it to us so that we can have faith in Jesus and be saved!



2) Hands on

What happens when a new movie or cell phone or car is coming out? There are adverts, social media announcements, billboards on the highway. (Show the pictures of the billboards. Some of you will recognise the one of the Galaxy S9!)





When people see these adverts they get excited and start talking about it and the news spreads. Can you think of any big billboards you might have seen on the highway that you got excited about? *(Allow kids to answer)*

Now in the Bible times there were no billboards to advertise big events so God chose men and women to spread His “announcements” to the people. These men and women were called prophets. There was a man in the Bible, who God chose to make a big announcement, except that the announcement was a LOT more important than a new cell phone or car or movie.

This man was given the job of announcing that the Promised Saviour, or Messiah, was coming!!! This man was called John the Baptist and he took this job very seriously! He knew all about God’s promises from the book of Isaiah and John had faith that God would keep His promise and send the Promised Saviour, Jesus, to save the people from their sins. We are going to learn more about John the Baptist in today’s lesson.

3) Bible Story + Lesson

If you had to see this person walking down the street what would you say about him? If you look carefully you will see that he is eating a locust.



Does he look a little crazy, dirty, maybe poor? This man is dressed up as John the Baptist from the Bible.

Well actually, John was none of the above! Well.... maybe he was dirty and stinky because he did wear animal skins and furs! He definitely wasn’t poor or homeless, though, in fact his father was a priest and in those days priests were quite wealthy and lived in nice houses. He was not a crazy man in fact the Bible says that he was filled with the Holy Spirit. (Luke 1:15) He knew a lot about God and the importance of following Him in your heart and in the way you live.

So John lived out in the wilderness instead of in a nice house and he wore animal skins instead of nice robes and guess what else he did...? He ate honey! Uhm that's not so bad hey? We all love eating sweet, sticky honey don't we? Well.... actually, John ate GRASSHOPPERS dipped in honey! YUCK! (Matthew 3:4)

But John didn't care about all of those things. He knew that he had a very important job to do for God. He knew that a prophecy had been spoken over his life by an angel, the same angel that told Mary she was going to give birth to Jesus. (Luke 1:11-17) And John took that calling very, very seriously. He knew that in the book of Isaiah the prophet had said "Look I am sending my messenger before you and he will prepare your way. He is a voice shouting in the wilderness: *'Prepare the way for the Lord is coming! Make a straight road for Him!'*" (Mark 1:2-3)

So John lived in the wilderness, preaching to people and baptising them in the Jordan River. People from all over would come to hear his messages. He spoke to the people with such an urgency that he was not easy to ignore. His messages, just like his appearance were very different to the things that were being taught in the temple. These are some of the things he preached:

- Ask God to forgive you and turn away from your sins.
- Be baptised.
- Live a life that pleases God.
- Share whatever you have with someone who doesn't have.
- Don't steal from each other.



If there had been billboards in those days perhaps this is what they would have said.

When the people heard this, they also wanted to follow God. John baptised them so that they could show everyone about their decision to follow God and have faith in Him!

That is what baptism is. It's a way of us showing everyone that we have decided to live a life following Jesus! Remember that it is not the baptism that saves us. Baptism is an action that others see so that they know what Jesus has done in our lives. We get saved when we accept the gift of grace that God has given us. Do you remember the gift God has given you? Point to your stickers and all say, **"Saved by Grace through faith"**

We are saved when we believe in Jesus and that He is God's son and the only one that can save us. And when we believe we can't but change from sinning all the time and start desiring to tell everyone else about Jesus.

John knew that the way people were living was not going to save them. In those times people believed that bringing money to the priests and obeying all the laws would make sure you went to heaven. But we know, and John also knew, that all those things don't work to get you to heaven. We know that only by asking Jesus to forgive us for our sins and believing in Jesus is the only way we can have salvation. God also wants us to live in a way that is pleasing to Him and tell others about Him so that they can be saved too. Point to your stickers and all say, **"Saved by Grace through faith"**

Does anyone want to accept Jesus into their hearts today? (*Thankfully it is not repeating a certain prayer or us doing the work to lead a child to Jesus. Jesus will reveal Himself to them. Always be prepared to answer questions about salvation and if you do not know, find a deacon/elder that can help – telling a child you don't know and will find out is **much** better than telling them the wrong thing. Get Kids Busy - Cornerstone Kids (cornerstonechurch.co.za) Our website has a simple booklet called "lead me to Jesus" that children can work through to get a better understanding of salvation.*)

One day, while John was doing what his name says, baptising people, Jesus came to where he was at the Jordan River. Jesus had not started His ministry yet. As John saw Jesus, he instantly knew that this was the man that God had spoken about in the prophecies!! (John 1:29) This was the Saviour!! Let's read from the Bible about this amazing part of John and Jesus' life: Matthew 3:13-17

¹³ Then Jesus went from Galilee to the Jordan River to be baptized by John. ¹⁴ But John tried to talk Him out of it. "I am the one who needs to be baptized by you," he said, "so why are you coming to me?"

¹⁵ But Jesus said, "It should be done, for we must carry out all that God requires." So John agreed to baptize Him.

¹⁶ After His baptism, as Jesus came up out of the water, the heavens were opened and He saw the Spirit of God descending like a dove and settling on Him. ¹⁷ And a voice from heaven said, "This is my dearly loved Son, who brings me great joy."

After John baptised Jesus, Jesus began His ministry! What an honour John had to play such an important part in the life and ministry of Jesus! We don't know if John and Jesus ever met up again but we do know that many people heard about Jesus and were saved because of John and that was what God had called him to do! To tell others that they can be - Point to your stickers and all say **"Saved by Grace through Faith"**

John the Baptist also believed that it was important to ALWAYS tell the truth. It's not easy to tell someone something they don't like to hear, is it? John knew that if people didn't know the truth about God and the wrong ways they were living, they could never go to heaven when they died. John even told a king and his wife that the way he was living was wrong and they did not like that at all and sadly, they had John killed. But do you think John went to live with God in heaven when he died? Of course he did! Because he was... point to your stickers and all say **"Saved by Grace through Faith"**

God wants many people to be saved so that they can live in heaven with Him when they die too. That's why God also calls us to tell others about Jesus as well! We can tell others that they too can be.... Point to your stickers and all say **"Saved by Grace through Faith"**

Does that mean that God wants us to live out in the wilderness and eat grasshoppers so we can tell people about Jesus! Definitely not! We can tell people about Jesus anywhere we happen to be: at school, at the shops, visiting our family, anywhere! Wearing our normal clothes and eating our normal sandwiches!

4) Review Questions:

- a) Are you alone to do the jobs God has asked you to do? (*No, the Holy Spirit is always with us. Just like God was faithful to John and all the others we have learnt about, God is faithful and will help you do the jobs He has asked you to do.*)

- b) What do you think is the most important message we should tell others? (*John knew how important it was for people to repent and believe in Jesus so that they could be saved. We can tell others the good news of the Gospel so that they can be saved too.*)
- c) Do you think it is important to tell the truth? (*John always told the truth, he knew that it was more important for people to hear the truth and be saved than for people to like him. We can be brave and always tell the truth like John did, even when it's difficult.*)

5) Craft


Option 1: John the Baptist page

1. Add brown material to make his clothes.
2. Add wool to make his hair.
3. Add a string to make a belt.
4. Draw some honey and a grasshopper in his hands for his lunch.
5. Write John's message in the speech bubble.



Option 2: Big Billboard

Did you know that Jesus is going to come back? Did you know God wants you to tell others and prepare them for His return? Design a billboard of what you think people should know about Jesus.



Lesson 8: Thomas: What happens when we doubt?

Main focus for the lesson:

- It is normal to have doubts, even the disciples had doubts.
- Jesus helps us when we doubt.
- It is important to take our focus off the doubt and focus on Jesus.
- When we have doubts, it does not mean that we have lost all our faith or that we don't love Jesus.

1) Memory Verse

- Psalm 94:19

“When doubts filled my mind, Your comfort gave me renewed hope and cheer.”

Idea to teach the memory verse.

Print or write each of the words of the memory verse on a separate piece of paper.




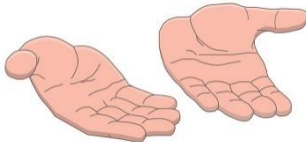

Stick the pieces up on the wall in the correct order and get the children to read through the verse together.

Then take away one word from the verse and get the children to read the verse again (make sure they can remember the missing word – you can start with the easy words first like “me” or “and”)

Then take away another word and read the verse again.

Continue to take one word away at a time until all the words are gone, and the children can say the whole verse.

For small children, you can use the following actions instead of the idea above:

When doubts (Shrug shoulders and lift hands)	
Filled my mind (Cover head with hands)	
Your comfort (Hug yourself)	
Gave me (Hands out)	
Renewed hope and cheer (Jump for joy, arms out)	

2) Hands on

Doubt it or Believe it

The children need to decide whether they “believe it or doubt it” for the following pictures and statements. If they believe it, they must stand on the right-hand side of the room and if they doubt it, they must stand on the left-hand side. (*Explain that DOUBT means that you do not believe something is true*)

(Note to teacher: all of these are true – try not to give it away!)



The shortest dog in the world is only 9,65cm tall.
That is the length of this line ↓



The world's largest moth measures 27cm across its wingspan



The world's largest pumpkin weighed 1190kg

The most tricks performed by a pig in one minute is 13



Fastest time to eat a bowl of pasta is less than 27 seconds

How many of these statements did you believe? (*Let the children tell you none, 1, 2, 3, 4, 5*)
And how many did you doubt? (*Let the children tell you none, 1, 2, 3, 4, 5*)

The amazing thing is that **all** of these statements are true! There will be times when people tell us things or we hear or read something, and we are not quite sure of it—we are having doubts as to whether it is real or true or if we fully believe what is being said. This is very normal and it is ok to work through how you might feel about something, even about what we believe about Jesus.

Did you know that Thomas was one of Jesus' disciples? He knew and loved Jesus? Thomas saw many of the miracles that Jesus performed and listened to Jesus' teaching. But today we will hear about a time when Thomas doubted something about Jesus, even though he knew Jesus.

3) Bible Story + Lesson

Have you ever done something silly and people made up a name for you based on the silly thing you did?




Think about the Mr Men and Little Miss books. They were all named for something they did or a way in which they acted.

That is what happened to Thomas, one of Jesus' disciples. He made **one slip-up**, and actually he wasn't even alone in making the slip-up, but he is forever known as "Doubting Thomas." Let me tell you his story and see if you agree with me that it is time for us to just call him by his name Thomas again.

For the Bible Story you will need to either write or type out the following words on different pieces of paper:




Put the word "Doubt" on one side of the room and the name "Jesus" on the other side. Throughout the story there are times when the children must respond to what they think the person or people are focusing on. They should use their hands like binoculars over their eyes and look at the word that represents what the person or people are focusing on.



This story can be found in the New Testament in the book of John chapter 20:1–29 and is just after Jesus' resurrection.

'That Sunday evening the disciples were meeting behind locked doors because they were afraid of the Jewish leaders. Suddenly, Jesus was standing there among them! "Peace be with you," He said. As He spoke, He showed them the wounds in His hands and His side. They were filled with joy when they saw the Lord!




What were the disciples focusing on? JESUS!




One of the twelve disciples, Thomas (nicknamed the Twin), was not with the others when Jesus came. They told him, "We have seen the Lord!" But he replied, "I won't believe it unless I see the nail wounds in his hands, put my fingers into them, and place my hand into the wound in his side."



What was Thomas focusing on? DOUBT!



Eight days later the disciples were together again, and this time Thomas was with them.




What do you think Thomas was focusing on? DOUBT!

The doors were locked; but suddenly, as before, Jesus was standing among them. "Peace be with you," He said.




Then he said to Thomas, "Put your finger here, and look at my hands. Put your hand into the wound in my side. Don't be faithless any longer. Believe!"

"My Lord and my God!" Thomas exclaimed.



What do you think Thomas was focusing on? JESUS!




Then Jesus told him, "You believe because you have seen me. Blessed are those who believe without seeing me."

After that story, Thomas was known as Doubting Thomas, can you believe that?

Do you think it was fair name? *(Allow the children to give their opinion)*

If a book had to be written about Thomas the front cover would probably look like Picture 1. But when Jesus was faithful to show Thomas His wounds, Thomas believed so maybe Picture 2 better suits his story. Thomas did a lot more than just doubt. Thomas chose to follow Jesus and be one of his disciples so perhaps the cover should look like Picture 3.



Picture 1



Picture 2



Picture 3




Picture 4

Let me tell you a couple of other things that may change how you see Thomas:


(After you have explained show them Picture 4)

- When Jesus' friend Lazarus had died and Jesus wanted to go back to Bethany, which was very close to Jerusalem, the disciples were afraid because the people there wanted to kill Jesus... Let's look how Thomas responded in John 11:16 'Thomas, nicknamed the Twin, said to his fellow disciples, "Let's go, too—and die with Jesus." That sounds quite brave to me, what do you think?



What do you think Thomas was focusing on? JESUS!

- When Jesus was resurrected, that means He came alive again (WOW), He appeared to Mary Magdalene in the garden near the tomb and she ran to tell the disciples that Jesus was alive. What do you think the other disciples said? *(Allow the children to respond; you can prompt their answers by asking, "do you think they believed Mary?")* Let's read how they responded to Mary in Luke 24:11 "But the story sounded like nonsense to the men, so they didn't believe it." Believe it or not, the disciples DOUBTED what Mary had told them. Thomas was not alone in doubting the news that Jesus was alive.



What do you think the disciples were focusing on? DOUBT!

Now that we know all these things, do you think we can agree that Thomas should just be called Thomas again instead of "Doubting Thomas"? *(Hopefully the children will agree)* Can you see that Thomas still actually had faith in Jesus and loved Jesus – despite his doubt.

NOTE TO LEADERS: The next section of the lesson should preferably be done in small groups or classes – this will provide a space for children to ask questions that are specific to their age group. An in-depth discussion may happen with the older children...

It is important for the children to have some practical actions to follow when they have doubts. For this part of the lesson, you will need the following things:

- BIG Bowl of water (*Labelled Jesus*)
- SMALL Bowl of water that is coloured with food colouring (any colour as long as the water is visibly different) (*Labelled Doubts*)
- Sponge

Explain that what we focus on can fill our minds. Ask the children for some examples of what they fill their minds with (*computer games, friends, doubt, sadness, anger, movies etc.*)

Dip the sponge into the coloured water, and ask the children how the sponge looks? *(Let the children answer that the sponge is full of the coloured water)*

Explain that when we are focused on our doubts, or anything that takes us away from focusing on Jesus, those thoughts can fill our mind, just the way the coloured water filled the sponge. *(Make sure you squeeze as much of the coloured water out of the sponge as possible)*

Ask the children: How can we make this sponge clean? *(Let the children respond that you need the clean water)*

Dip the sponge into the clean water, give it a squeeze and show the children how the colour starts to disappear from the sponge as the clean water dilutes the coloured water.

NOTE: *Practice at home before the lesson to be sure that the sponge does actually look cleaner and isn't stained!*



Explain to the children that when we focus on Jesus, He will fill our minds. What are some ways we can do this?

- Read the Bible:** The Bible is God's word so we can trust everything that He says and every promise that He makes. The Bible can answer our questions and help us learn so much more about Jesus.
- Pray:** Spend time with God in prayer. God understands us and loves us, He knows the questions we have and wants to help us when we have doubts.

- Remember children having doubts is normal; how we respond to the doubts is what is most important! Following the ways above can actually help us learn more about Jesus and grow in our faith.

- Was Thomas the only disciple who had doubts? (*No, all the disciples had doubts*)
- Is it wrong to have doubts? (*It would be so lovely if we never doubted and that should be our aim **BUT** even when we doubt God still loves us and we are still saved.*)
- How should we deal with our doubts? (*By focusing on Jesus, reading the Bible, praying and by speaking to someone we trust that knows and loves Jesus*)

Option 1: Jesus helps Thomas not doubt anymore.



Option 2: Code Breaker

Page 43 of 48

Lesson 9: Who had Faith?

Main focus for the lesson:

- An overlook of all the heroes of faith that we have learnt about this term to remind us of how remembering that God is faithful and can be trusted to keep His promise makes it easier for us to have faith in Him.

1) Memory Verse

- Hebrews 10:23

Let us hold tightly without wavering to the hope we affirm, for God can be trusted to keep His promise.

Idea to teach the memory verse.

After you have taught the object lesson (*Option 2 in hands on section*) let each child try and tear the huge bundle of reams of paper as they say the verse.

For younger children the leader can say the first part and the child replies “for God can be trusted to keep His promise”.

2) Hands on

Option 1: Guess the Hero of Faith

Set up different stations where the children can use the cards they have collected to play different games. You will need to have a few sets available for the children to take turns so that their own cards don't get mixed up. Encourage them to play these games with their family at home.

Variation 1:

The cards are dealt out to the players. Player 1 reads the questions on the back and the Player 2 has to guess who the hero is. If they get it correct they get to add the card to their pack. If they get it wrong Player 1 keeps the card. Player 2 now reads the question and Player 1 has a chance to answer. The person to get all the cards in their pack is the winner.

Variation 2:

Children start on one side of the room. The leader reads out a fact line by line. The first person to guess it correctly takes a step forward. Get it wrong and you take a step backwards. Play continues and the first person to step across the finish line is the winner.

Variation 3:

Children get shown the picture of the hero of faith. They have to name one fact about that person. If they can, they earn a token for their team. Play continues until all the facts on the cards have been mentioned.

Variation 4: Snap. (2 sets needed)

Each child turns over a card one after the other. If they match, the person who yells “snap” wins the set of the cards. Make it more difficult by saying only if they can name a fact about the hero can they win the cards. Or alternatively, only if they can identify who the hero is, they can win the set of cards.

Variation 5: Guess what's false.

Player 1 holds up a card so that the other players can see the picture but not the facts on the back. Player 1 then says two facts – one true about this character and the other false. They can make up the false fact or get ideas from another card. The first person to correctly guess which is true gets the card and play then passes to this person. If no one gets it correct then that same player gives another true and false clue.

Variation 6: Memory match. (2 sets needed)

Turning over only two cards at a time the player sees if they can make a match. If not, they turn them face down again and try remember to get a match the next time (note: you will need to cover the back of the card)

Option 2: Object lesson (God can be trusted to keep His promise.)

Take a piece of paper and write a promise on it. Demonstrate to the children that people can easily break their promise. Sometimes they do it by mistake and other times they do it on purpose. But one thing for sure is that we can't always trust someone when they make a promise. Tear the single page up easily.

God on the other hand can **always** be trusted. Hebrews 10:23 reminds us of just that. ***“Let us hold tightly without wavering to the hope we affirm, for God can be trusted to keep His promise.”***

A little bit of research shows that the Bible records over 3 000 promises that God has made. I haven't counted them myself, but I have read a lot of promises that God has made in the Bible. And what I do know is that God has never ever, not even once, broken a promise.

Demonstrate this by taking reams of paper and stacking them, if you can to 3 000 pages, or else just enough to make it impossible to tear.

So when we read about and hear about the promises God has made we can trust and have faith that He will keep the next one He makes to us. *Let the children try and see if God's promises can be broken by trying to tear the reams and repeating the memory verse each time.*

3) Bible Story + Lesson

Have pictures of the different faithful heroes stuck around the venue or even outside stuck on chairs. Each time ask the children “who had faith...?” and they then stand by the picture of the person they think it was. After each one remind the children how God was faithful in that situation.

Who had faith and hid their son in the bulrushes? (Moses' Parents)
And God was faithful to protect Moses.

Who had faith to build a huge ark? (Noah)
And God was faithful to tell Noah how to make the ark to keep them all safe.

Who had faith and went to another land when God told him to? (Abraham)
And God was faithful to lead him into the Promised Land.

Who had faith to destroy the fake idols his father was worshipping? (Gideon)
And God was faithful to let the spies escape.

Who had faith in God and hid the spies? (Rahab)
And God was faithful to let her and the spies not get caught.

Who had faith that God would give her a child even in her old age? (Sarah)
And God was faithful and she gave birth to Isaac.

Who had faith that Jesus was the saviour of the world? (John)
And God was faithful in helping John teach others this too.

Who had faith God would protect him from the lions? (Daniel)
And God was faithful to close the lions' mouth.

Who had faith and chose to suffer for God rather than own great treasures in Egypt? (Moses)
And God was faithful as Moses would receive an even greater reward in Heaven.

Who had faith to become a disciple of Jesus? (Thomas)
And God was faithful to help Thomas teach others about Jesus.

Who had faith that God would be able to destroy the town that would not obey Him? (Rahab)
And God was faithful to make a way that she could be saved.

Who had faith that God would send a flood when he had never even seen rain? (Noah)
And God was faithful to prepare Noah for what would come.

Who had faith that his brothers would bow to him, just like God said? (Joseph)
And God was faithful that his brothers did come and bow to him.

Who had faith that God would free the Israelites from Egypt? (Moses)
And God was faithful to send plagues so that Pharaoh would let the people go.

Who had faith that God would make him the father to many? (Abraham)
And God was faithful and Abraham was a father to many.

Who had faith to go into the enemy camp and listen to what they were saying? (Gideon)
And God was faithful to build up Gideon's faith and show him that the enemies were scared.

Who had faith to go with Jesus, even if it meant he would be killed? (Thomas)
And God was faithful in keeping them safe.

Who had faith that God would make him a mighty warrior? (Gideon)
And God was faithful and was with Gideon.

Who had faith to follow God as he led them by fire and clouds? (Moses)
And God was faithful to lead them to the land that had been promised to them.

Who had faith to spy on Canaan? (Joshua)
And God was faithful to lead him to the Promised Land.

Who had faith to store food for seven years? (Joseph)
And God was faithful in making them the only nation with food.

Who had faith to baptise people and even baptise Jesus? (John)
And God was faithful to send His Holy Spirit when Jesus was baptised.

Who had faith to fill the ark with so many animals? (Noah)
And God was faithful to tell Noah exactly how to make the ark so everyone could fit.

Who had faith when God asked him to sacrifice his son Isaac? (Abraham)
And God was faithful to provide a ram instead so Isaac wasn't sacrificed.

Who had faith when he saw Jesus after he came alive again? (Thomas)

And God was faithful by Jesus meeting personally with Thomas so he would believe.

Who had faith that God would protect him from the flood? (Noah)

And God was faithful and Noah's family was saved.

Who had faith to fight a giant? (David)

And God was faithful to give him victory.

Who had faith that God would protect them from the fiery furnace? (Shadrach, Meshach and Abednego)

And God was faithful to be with them in the fire and protect them.

Who had faith that God had made her son special and beautiful? (Moses' parents)

And God was faithful to use Moses to do great things.

Who had faith to use clay pots and torches to win the battle? (Gideon)

And God was faithful and caused the enemy to be confused and fight each other.

Who had faith that God had chosen him to prepare the way for Jesus? (John)

And God was faithful to help John speak boldly.

Who had faith to hang a red rope from her house like she had been told? (Rahab)

And God was faithful to save her and her family.

Who had faith that God would make a dry path through the Red Sea? (Moses)

And God was faithful and kept them safe.

Who had faith to look after the sheep? (David)

And God was faithful to help him fight off a lion.

Who had faith to lead the Israelites across the Jordan? (Joshua)

And God was faithful to lead them to the Promised Land.

Who had faith that the Israelites would leave Egypt and even told them to take his bones with them? (Joseph)

And God was faithful and set the Israelites free from Egypt and they did leave.

Who had faith to keep praying to God even though the law said he must not? (Daniel)

And God was faithful to make the king change the law to follow God.

Who had faith in God and would not bow down to the king's idols? (Shadrach, Meshach and Abednego)

And God was faithful to make the king change the law to follow God.

Who had faith that God would help him lead the Israelites and take over Jericho? (Joshua)

And God was faithful to make the walls of Jericho fall down.

Who had faith that God had called him to be the next king of Israel? (David)

And God was faithful and in His timing David became the king after Saul.

Who had faith that God would help him interpret different dreams? (Joseph)

And God was faithful to help Joseph interpret the dreams of the prisoners and Pharaoh.

AND WHY DID THEY ALL HAVE FAITH? BECAUSE GOD IS FAITHFUL!

These people are specifically remembered for their faith in God, but that doesn't mean that they always got it right. There were many times that these "heroes", or great examples of people with faith, even doubted God or tried to do it their own way. Thankfully God is forgiving and loving. Even when we forget to trust God, He remains faithful. And remembering how faithful He is, helps us to have more faith.