

BOAST IN THE

LORD



Contents:

Letter to the Leaders.....	3
Lesson 1: Be a living reminder.....	4
Lesson 2: Boast through praise	8
Lesson 3: Boast in God’s love.....	11
Lesson 4: Boast in God’s plans.....	15
Lesson 5: Boast in God’s Grace.....	19
Lesson 6: Boast in God’s Glory, not your own	23
Lesson 7: Boast in God’s strength	26
Lesson 8: Boasting about our Weakness	29
Lesson 9: Boast in God’s Protection	32
Lesson 10: Boast In God’s Healing	36
Lesson 11: Boast in God’s wisdom	39
Lesson 12: Boast by telling others	43

BOAST IN THE LORD

© Cornerstone Church Johannesburg
Revised 2023

This curriculum, including its media pack and booklet are licensed under a Creative Commons Attribution-NonCommercial-ShareAlike 3.0 Unported License.

This means that this work may be copied and distributed freely as long as the work is credited to Cornerstone Church and that the work is never sold in any way or form. This work cannot be used for commercial purposes.

The work may also be altered or adapted, provided that it is made clear that the alteration or adaptation is not part of the original work and not endorsed by Cornerstone Church Johannesburg, unless the work is endorsed which would be agreed upon with Cornerstone Church Johannesburg.

If you alter, transform, or build upon this work, you may distribute the resulting work only under the same or similar license to this one.

See the details of this Creative Commons license at

<http://creativecommons.org/licenses/by-nc-sa/3.0/>

Scripture references are taken from:

Holy Bible, New Living Translation, copyright © 1996, 2004, 2015 by Tyndale House Foundation. All rights reserved.

HOLY BIBLE, NEW INTERNATIONAL VERSION®. NIV®. Copyright © 1973, 1978, 1984 by International Bible Society. Used by permission of Zondervan. All rights reserved worldwide.

The Holy Bible, English Standard Version® (ESV®) © 2001 by Crossway, a publishing ministry of Good News Publishers. All rights reserved.

All artwork is created in house or found on one of the following free image websites:

<https://www.freebibleimages.org/>

<https://christiancliparts.net>

<https://www.freepik.com/> Copyright © 2010-2023 Freepik Company S.L.

All rights reserved.

Letter to the Leaders

God is the absolute greatest. No one and nothing comes even close to how perfect He is in every way. In this series we are not only going to teach our children how great He is, but we are going to encourage them to boast about how perfect He is.

Each week try and find someone that can share their testimony that boasts about this specific trait about God, e.g. that He heals, forgives, loves, His plans etc. Ensure that these testimonies are always kid friendly. You do not want to frighten or overwhelm them. Also allow time for children to share with their friends the testimonies they have too. Speaking about and living lives that tell others about His greatness is the outcome we want to achieve.

It is important that the children clearly understand two words that will often be used throughout this series – **boast** and **testimony**.

A simple definition of each would be:

Boast – To say how great or better something is. In this case to say how much greater and better God is than everything else.

Testimony – to give all the true facts of what you saw, heard or had happen to you. Telling others who Jesus is and what He has done is our testimony about Him.

In the first lesson we learn about the Ark of the Testimony (also known as the Ark of the Covenant) and how when people saw it, it reminded them how great and powerful God is. The aim is to help our kids' lives resemble this. When people see and hear them, they will see God's presence and power living in them. To help our children to remember all these great things we are learning about God, we will decorate a box with them on the first week and each week they will add a picture of an object into their box. E.g. a plaster to remind them to boast about how God heals their sin and their sickness.

A perfect way to teach our children is by example ... so get ready to **BOAST IN THE LORD!**



Lesson 1: Be a living reminder

Main focus for the lesson:

- The Ark of the testimony reminded others that God was present and how great God is.
- Our lives, through what we say and do, also needs to be a reminder to others that God is present and how great He is.



1) Memory Verse

- Matthew 5:16

“Let your good deeds shine out for all to see, so that everyone will praise your heavenly Father.”

Idea to teach the memory verse

Have someone dressed in character to help you teach the verse.

The leader explains that she is trying to teach “the character” the memory verse but he keeps on falling asleep.

“The character” stays awake for the first part of the verse and falls asleep for the rest. When the leader wakes him up, he gets the second part all wrong.

e.g. ...so that everyone can have popcorn.

e.g. ...so that everyone will pay for clean socks.

Eventually “the character” gets it right and when he hears what he says he gets so excited and says “you mean the things I say and do can help others praise God? Whoo-hoo that’s amazing!” and gets the children to all say the verse with him.

2) Hands on

Puppet show:

Leader	Hey blue! Did you know that this term we are going to learn about testimonies?
Blue	WHAT!? You are going to be “testing me”? Oh no I don’t like tests. Will I have to study?
Leader	Oh, Blue not “testing me” TEST-I-MO-NY
Blue	Yes, that’s what I said TEST MAKE ME MOANY
Leader	I can see I am going to need to explain what a testimony is... <i>(As the leader begins to explain what a testimony is, have someone dressed up in very distinctive clothing, come in without the leader seeing them, get them to do something silly like pull a face, kick the leader on the bum, and finally smash a cream pie in their face. At the end ask the children to each tell you exactly what they saw, what the person did, what they looked like and finally identify who it was.)</i>
Blue	Hey, those kids just told us everything they saw and heard and told us exactly about what happened and about the person that did it! Did they just give their testimony?
Leader	Exactly Blue, you’ve got it!
Silly leader	Hee hee, that’s exactly why I did it. So, you can learn this important lesson ... are you ready for it. When we tell everyone all the things that God has done for us and how wonderful He is they will be able to easily recognize Him as the great God they want to love and follow too.

Blue	So... when we tell others our testimonies about God, they will know how great He is and want to love Him too!
Leaders	Exactly Blue.

3) Bible Story + Lesson:

I am going to show you a picture. Without telling anyone, I want you to remember what you immediately think of when you see it. Are you ready? Show them the picture of the Ark of the testimony (also known as the Ark of the covenant)



After I have told you today's story I am going to show you this picture again and see if it reminds you of something different.

God loved the Israelite people and so He told a man named Moses exactly how to set up a place where God could come and be present. This place was called "the tabernacle." God also told Moses to make a special box called the Ark of the Testament, or also known as the Ark of the Covenant. It wasn't an Ark like the boat that Noah built. It was a big beautiful box covered in gold. Yes, this is a picture of that Ark.

The Ark of the covenant was seen as the most important object in Israel. It reminded everyone of how great God is. The lid of the Ark was known as the mercy seat. This is where God would meet with the high priest once a year and the people would be forgiven of their sins. **The seat reminded them that God was PRESENT.**

Inside the Ark were three items.

- 1) Aarons rod – This stick played an important part in God setting the Israelites free from Egypt. It was the one that God changed into a snake and ate all the other snakes (Exodus 7:8-10). It was the one God used to part the red sea. And when all the tribes of Israel were complaining about Moses and Aaron, God made Aaron's rod bud and even grow fruit. When the Israelites saw this they all knew that God had given Moses and Aaron this extra authority. **The rod reminded them that God was POWERFUL and that He PROTECTED them and led them.**
- 2) A jar of manna – Manna was the bread that God had made fall from Heaven to feed the Israelite people when He saved them from Egypt. **The manna reminded them that God PROVIDED for them and gave them life.**
- 3) The stone tablets that God had written all the rules on himself – we know them as the 10 commandments. **These stones from God reminded them of the PROMISES God had made and how they needed God to be forgiven.**



(Choose some volunteers to be the Israelites or Philistines and prepare them beforehand how to react when they see the Ark of the Testimonies.)

Volunteer Group 1: Over here we have the Israelites. They know who God is and they love Him and follow Him. They are known as God's chosen people. God gave them the Ark.

Volunteer Group 2: And over here we have the Philistines. They didn't love God and they didn't listen to God at all. Instead they prayed to fake gods and did all kinds of things that God wasn't pleased about. They were known by the Israelites as the enemy!

One day the Israelites and the Philistines were at war. Now usually God looked after the Israelites and protected them from the enemy, but the silly Israelites hadn't been listening to God. God warned them that He would let their enemies win if they kept on behaving so badly and that was exactly what happened. 4000 of the Israelite soldiers were killed and so their army ran back to camp. They asked all confused "Why did God let us lose?" Can you remember why God didn't protect them? Yes, they weren't listening to God and God wanted them to stop doing such horrible things.

The Israelite leaders came up with a plan. Just so you know it was NOT God's plan, it was their own plan. How'd do you think it's going to turn out? *Not well!* They decided they would bring the Ark of the Testimonies with them to battle.

Let's see what their reactions are like when they see the Ark of the testimonies.

- *Show Israelites and they then react by jumping up and down for joy, cheering, all happy and excited.*
- *Show the Philistines and they then react by falling on the floor crying, worried and panicked.*

The Israelite people were so happy. When they saw the Ark it reminded them of

- **God's presence** (*that He was with them*)
- **God's power** (*He could help them win*)
- **God's protection** (*God would keep them safe*)
- **God's provision** (*God would give them all they needed*)
- **God's promises** (*that He always did what He said He would*)

(*let the children and repeat all these "p" words after you*)



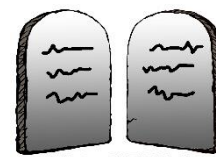
GOD IS PRESENT



GOD IS POWERFUL AND PROTECTS US



GOD PROVIDES



GOD KEEPS HIS PROMISES

1 Samuel 4:5 says their shouts of joy were so loud that it made the ground shake. They were sure they were going to win now.

When the Philistines heard that the Ark had arrived they also remembered all the things that God had done and how great He is. They remembered ... (*get the children to repeat the "p" words again*). But this made them so scared as they knew if the Israelites had God's help, there was no way they were going to win.

But remember it was the Israelites plan to bring the Ark this time – NOT God's. They had brought the Ark there hoping it would make them win. They weren't trusting and loving God like they should. And so not only did the Israelites lose the battle but the Philistines managed to capture the Ark and put it in their temple next to their fake god statue called Dagon.

I love what God did next. He made the statue fall face down to the Ark. The Philistines were shocked. They put the statue, Dagon, back up and again the next day they found it face down but this time the head and hands had broken off. The Philistines soon realised that by just stealing the Ark, that didn't mean they had defeated God. The Ark was just a reminder of how great God is. Next God sent terrible sickness to any of the towns that tried to keep the Ark. Eventually the Philistines were so scared that they sent the Ark back to the Israelites with a guilt offering saying sorry to God.

When the Ark was returned, the Israelites rejoiced! They remembered ...*(get the children to repeat the "p" words again)*. The Israelites got rid of all their fake gods and chose to love and obey God and God alone. And the next time they went to battle with the Philistines – God made them win.

So let me now show you the picture of the Ark again. What does it remind you about God now? *(let the children try and rememebr the "p" words without reading them)*

So if a golden box, with just a few items in it, can tell us so much about how great God is, surely we can do the same. When people see you what do they see? Do they see that God is present, God is powerful, God is our provider and our protection. Do they see that God will keep His promises and will save them?

Do you know that God has chosen you to be a reminder to others of how great He is. If we love and follow God, then when others see us they will see the presence of God living in us. And our *testimonies* of all the thing God has done for us personally will help others see how great God is.

This term we are going to learn about how to boast about God and tell others about how great He is.

4) Review Questions

- What does the Ark of the Testimonies/Covenant remind us about God? *(the p's)*
- Was it the Ark that did all these things *(No, it was God that was present, provided, protected and led them)*
- How can you be a reminder to others of how great God is? *(tell them who He is and what He has done, live a life following and loving Jesus etc.)*

5) Craft

Option 1: Heart shaped folded box.


Children decorate a little box and then fill it with pictures, words or items that remind them of testimonies of how great God is. Encourage them to share these things with a new person every day of the next week.

Folding instructions: <https://www.youtube.com/watch?v=laPTPKrkt3A>



Option 2: Ark of the covenant Shoe box

Children decorate a shoe box and every week add in the picture that reminds us about what we have learnt about boasting about God.



Lesson 2: Boast through praise

Main focus for the lesson:

- God wants us all to praise Him wherever we are, in all different ways.



• Memory Verse

- Psalms 150:6 (NIV)

“Let everything that has breath praise the Lord. Praise the Lord!”

Idea to teach the memory verse

Option 1:

Divide the children into teams. Give each team the scrambled verse and see which team can unscramble the letters first to find out what the verse says.

Have each team read out the verse once they've unscrambled it and repeat the verse a few times as a big group.

--- everything ---
(etll) (ttha)
--- breath praise ---
(hsa) (eth)
LORD. Praise the LORD!
Psalms 150:6

Option2:

Write/print out the verse and cut out each word individually. Place each word into a balloon. Mark the balloons with numbers – enough for two teams

Have the children roll a dice and pop that numbered balloon and build their verse. The first team to get all their balloons popped and verse sorted “wins”

• Hands on

What you will need:

- 2 identical balloons (one filled with air and one filled with helium)

Morning everyone. I have 2 balloons with me today. *(Hold the balloons at the knot, so they look and are the same height)*

Can you spot the difference between the 2 of them? *(Allow the children to guess and let go of the balloons. One will fall down and one will float up).*

Which balloon do you think God wants us to be like? Yes, He wants us to be like the balloon that went up. He wants to use our breath to lift Him up, and up and up, praising Him and telling everyone how perfect and great He is.

You get to choose. Do you choose words that are like this balloon that just flops. Or do you choose to speak words that God and everyone else can see that you are lifting God up above everything else.



• Bible Story + Lesson:

The Bible doesn't say let somethings or let most things give praise to the Lord. The Bible says let **EVERYTHING** that has breath praise the Lord. Everyone quickly take a deep breath in. We all have breath and that means we need to praise the Lord.

To praise someone means to do or say things that show how important they are to you, or how much you respect and admire them. Praising can also mean you tell that person how thankful you are for all the things they have done for you. Do you think God deserves to be told how important He is? Or to be thanked for things that He has done? Of course He does! In fact so much so that EVERYTHING that has breath should praise Him.

But maybe you think you're too small or too young to praise God. Quickly take a deep breath. What did the Bible say? "Let everything that has breath praise the Lord." so we all need to praise the Lord.

When we praise God we take time to thank Him for all the blessings He has given us. We tell the world around us about the incredible things He has done. But what if we don't use fancy words to tell people about what Jesus has done? Maybe we should just keep quiet. Hang on! Take a deep breath. What did the Bible say? "Let everything that has breath praise the Lord." Remember it's not the words that are giving God the praise it is the love and respect we have for God when we say them. Even if we think our words aren't good enough, we just have to keep on speaking about how great God is, because praising God isn't about having the right words it's about having a heart that loves and adores Jesus.

Do you think there is only one way to praise God? Often, we think that praising God can only be done by singing songs to Him, but there are many many different ways in which we can praise Him.

Have these pictures placed around the venue. Read out a way in which we can praise God, e.g. dancing. The children then have to find the picture and quickly sit by it. At each picture remind the children that it is not about the actual act of drawing or dancing or how well we sing or play an instrument it is all about our hearts finding another way to tell God how great He is.

 <p>Bowing or kneeling before God</p>	 <p>Making music with instruments</p>	 <p>Singing</p>
 <p>Dancing</p>	 <p>Painting or drawing to show God you love Him</p>	 <p>Creating things like pottery</p>
 <p>Praying and speaking to God</p>	 <p>Writing poems, songs or a letter to God</p>	 <p>With all of your heart!</p>

God has given us all different gift and talents. Some people can sing and play instruments and make beautiful music. Some people can create beautiful dance routines. Others are creative with their hands and can create beautiful drawings or painting or sculptures. Other people are

very creative in the way that they write things. Some people do sport and are good at that and give thanks to God when they win or lose.

All of these different talents can be used to praise God.

When we choose to focus our hearts towards Jesus and create something beautiful to thank Him for all the wonderful things He's done, then we are praising Him.

An important thing to remember is that God has created us to be HIS instruments of praise. We don't need anything to praise Him – we just need our hearts, and once we start praising, we won't want to stop.

We also need to remember that there is power in praise. It's not just words or actions. It is a demonstration of how much we love God because He loved us first.

We can praise at anytime and anywhere. We can praise in the morning or at night. We can praise Him at home or at school. We can praise Him when we're happy or sad. Quickly take a deep breath and remember "Let everything that has breath praise the Lord."

• Review Questions

- How do you want to praise Jesus?
- Name one thing you can praise Jesus for.
- Is it the words or actions that you do that are important when you praise God? *(No, the most important thing is that you heart loves and is praising God)*

• Craft

Create time and space for children to praise God in ways that they feel comfortable. Whether through art or music. Take some time to pray together and thank God for all the things He has done. Put worship music on and allow the children to make up their own dance moves or art piece.

Option 1: Colour Page

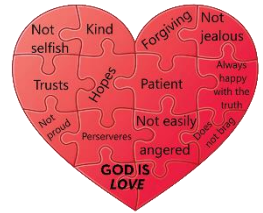


Remind the children to hang their verse somewhere that can remind them to praise God for how great He is!

Lesson 3: Boast in God's love

Main focus for the lesson: I can boast in God's love because -

- God is love.
- His love will last forever.
- God's love cannot be measured.
- His love is perfect.
- We boast in God's love by sharing His love with others.



1) Memory Verse

- 1 Chronicles 16:34

“Give thanks to the LORD because he is good. His faithful love will last forever.”

Idea to teach the memory verse

Cut out the memory verse hearts and shuffle them. Have children help you put the memory verse in the right order.



2) Hands on

What you will need:

- A puppet made out of a sock (With antennae to make it look like a bug)
- Abig heart badge



Leader	Hello Sox. Wow, that is a BIG badge. What is it for?
Sox	Can't you see what its for? It says, I. AM. THE. BEST! This badge is to let EVERYONE know that I am the most loving person. I am so loving, that I have even given myself a new name - Love Bug!
Leader	Alright, I see now. Can I ask how you decided that YOU love the best?
Sox	Of course, that's easy! I measured it. I kept a record of everything that I did that showed love and it's a lot! Look, here's my list <i>(Sox rolls out a scroll)</i>
Leader	Wow, it sure does look like you've done a good job!
Sox	Mmhm, on Valentines day I let Bobby use the swing first, and I even gave my teacher a box of chocolates <i>(whisper)</i> but I did eat a few, I let my brother watch his show because I didn't feel like watching something, I told my mom I love her because she bought me a new toy, Ooh, this one is good... I gave some of my clothes to the needy at the Cornerstone drive-thru, I pray for my family and friends, And, I just helped you understand how awesome I am!
Leader	Sox <i>(Sox clears his/her throat)</i> , I mean Love Bug, I think that you're doing something called boasting. It's when we tell everyone how great we are at something.
Sox	Yes, that's what I am doing. Everyone needs to know how great my love is!
Leader	Well, the Bible tells us that we aren't meant to boast in ourselves, but in God.

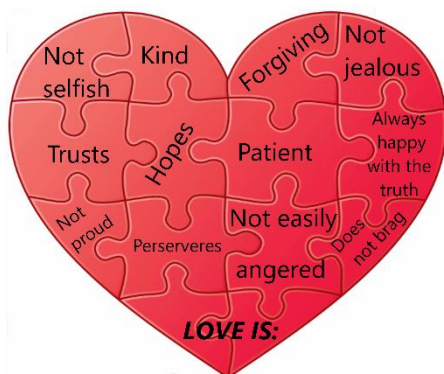
	In Jeremiah 9:24, it says that we should boast in God's love.
Sox	What?! Ok, I can fix this. I can make a badge that says God's love is the greatest!
Leader	Hang on, I don't think that's what the Bible means about boasting in God's love. The Bible tells us in 1 John 4:16 that God is love! It also tells us that when we know God, we know His love. God wants everyone to know Him and know His love. We don't have to wear a badge on the outside because Romans 5 tells us that God's love is poured into our hearts though the Holy Spirit who has been given to us. The Holy Spirit helps us to boast in God's love from inside out. He helps us to show people God's love by helping us to be patient, kind and humble. He helps us not to get angry too easily, and to be forgiving. He helps us share God's hope to people and teach them how to trust Him, to tell the truth and to keep on trying when things get tough.
Sox	Wow, God's love is really amazing! I want to boast in His love! Can you pray with me to ask God to help me?
Leader	Dear God, thank you that you are love. Thank you that your love is poured into our hearts by the Holy Spirit so that we can show others love. Please help us to boast in your love, because your love is perfect. In Jesus name, Amen.

3) Bible Story + Lesson:

Have you every thought about what love is? How do you know that you are loved? (*Allow the children to answer. Encourage them as they answer, even if it is not how you would describe love*)

We can use 1 Corinthians 13: 4 - 7 to help us understand what love is.

(*Use the puzzle by cutting out each piece and re-assembling it on a piece of paper or on a board using prestic. Do not glue it down.*)



⁴ Love is patient and kind. Love is not jealous, it does not brag, and it is not proud. ⁵ Love is not rude, it is not selfish, and it cannot be made angry easily. Love is forgiving. ⁶ Love is never happy when others do wrong, but it is always happy with the truth. ⁷ Love never gives up on people. It always trusts, never loses hope, and never quits.

I know that I love my family (*teacher makes it relevant to themselves*), but I know that I'm not always patient or kind to them (*Remove some of the puzzle pieces*). I know sometimes I can also be a bit selfish (*remove another puzzle piece*). But I do know that I love them. As people, we make mistakes and sometimes our love doesn't measure up to the Bible's definition of love, but God's love is perfect (*Add all the puzzle pieces back*) because He is perfect (Matthew 5:48b).

... We can boast in God's love because God's love is perfect!

God loves each one of us with His perfect love. God loves us so much that he gave up Jesus, His only son, to die on the cross for all of our sins so that , when we believe in Jesus, we can have eternal life with God (John 3:16). That means that we have an eternity, forever and ever and ever, to experience God's love! And do you know what? We don't even have to do anything to earn God's love! Romans 5:8 says, "⁸ But God showed his great love for us by sending Christ to die for us while we were still sinners." That means that God loves us before we do anything. ANYTHING! Even before we choose to follow Him He loves us!

... We can Boast in God's love because we don't have to do anything to earn God's love!

God wants us to understand how much love He has for us. In Ephesians 3:18 it says, “¹⁸ And may you have the power to understand, as all God’s people should, how wide, how long, how high, and how deep his love is.”

Can you think of the tallest mountain that you have ever seen? Does it look like this? (Show the hill) or this? (Show the picture of Table mountain) or this? (Show the picture of the tallest mountain in the world – Mount Everest).



If we were to try and measure God’s love, it would be even higher than the highest mountain. Psalm 108:4 says that God’s faithful love is higher than the highest clouds in the sky! God’s love is so high, so wide, so deep and so long that we can’t measure it. God’s love is never ending!

... We can Boast in God’s love because His love is never ending

And, we can be convinced that nothing can separate us from the love of God!

Romans 8:38

³⁸ And I am convinced that nothing can ever separate us from God’s love. Neither death nor life, neither angels nor demons,^[b] neither our fears for today nor our worries about tomorrow—not even the powers of hell can separate us from God’s love. ³⁹ No power in the sky above or in the earth below—indeed, nothing in all creation will ever be able to separate us from the love of God that is revealed in Christ Jesus our Lord.

... We can boast in God’s love because nothing can separate us from God’s love.

God’s love is so amazing that it is easy for us to boast in His love. God wants us to tell everyone about His love, but He also wants us to share His love with others.

How can we share God’s love? (1 Corinthians 13:4 – 7, with our words and in our actions)

We don’t have to worry that we don’t have enough love to share with anyone because God actually pours His love into our hearts through the Holy Spirit, and His love will never run out!



... We can boast in God’s love by sharing His love with everyone we meet.

4) Review Questions

- Who is love?
- How do we boast in God’s love?
- Who can we ask to help us to share the love of God?

5) Craft

Option 1: Word search on love

1 Corinthians 13:4 – 7 Word Search

Find each bold word from 1 Corinthians 13:4 – 7.



1 Corinthians 13: 4 – 7

Love is **patient** and **kind**. Love is not **jealous**, it does not **brag**, and it is not **proud**.⁵ Love is not **rude**, it is not **selfish**, and it cannot be made angry easily. Love is **forgiving**.⁶ Love is never happy when others do wrong, but it is always happy with the **truth**.⁷ Love never gives up on people. It **trusts**, never loses **hope**, and never **quits**.

s	u	n	n	t	p	h	z	y	b
e	e	d	u	r	w	o	r	m	r
l	o	v	e	u	k	p	i	s	a
f	b	p	a	t	i	e	n	t	g
i	j	r	a	h	n	k	f	r	s
s	a	o	n	d	d	e	t	u	h
h	i	u	a	q	u	i	t	s	v
n	o	d	e	e	r	k	i	t	m
o	j	e	a	l	o	u	s	s	g
t	f	o	r	g	i	v	i	n	g

Option 2: Sox Puppet

Make your own Sox puppet and tell your friends and family how great God's love is.

You can use paper bags or old (clean) socks.

You can use buttons, ribbon, glitter glue, pipe cleaners, pompoms etc to make a Sox.

Option 3: Paper plate craft



higher than the
highest
mountains



Let the children draw their mountain and use cotton wool for the clouds. Write "God's love is" and Psalm 108:4 as above in a marker. Children paste "higher than the highest mountain" onto the paper plate.

Thread a ribbon/string through the top so that the children can hang it from their door.

Lesson 4: Boast in God's plans

Main focus for the lesson:

- No matter what we go through we can boast in the plans that God has for us.



1) Memory Verse

- Jeremiah 29:11

“For I know the plans I have for you,” declares the LORD, “plans to prosper you and not to harm you, plans to give you hope and a future.”

Idea to teach the memory verse

Leader 1	<p>Good morning everyone. Today's memory verse is one of my favourite verses. It's from Jeremiah 29:11 and it says, For I know the plans I have for you," declares the LORD, "plans to prosper you and not to harm you, plans to give you hope and a future."</p> <p>Now I need your help today because I've been trying to teach my friend this verse for such a long time and she/he keeps getting it wrong. When she/he arrives will you help me teach her/him the verse.</p> <p>Awesome thanks. Let's say the verse together a few times just so we can make sure we all know it. <i>(Say the verse 2 or 3 times with the children)</i></p>
Leader 2	Hi guys! Sorry I'm late. What did I miss?
Leader 1	Well I was just telling everyone about that verse in Jeremiah 29:11.
Leader 2	Ooh I know that verse! Wait... no... yes. It says "For I know the...uhm.. the to do lists I have for you."
Leader 1	Hang on. Guys do you think we can help leader 2 out? Let's all say the first part together. "For I know the <i>plans</i> I have for you."
Leader 2	Ooh oh okay okay I've got it now. "For I know the plans I have for you, declares...uhm Peter."
Leader 1	Oh boy this is going to be harder than I expected. Come on guys let's help leader 2 out with the next little bit. "For I know the plans I have for you, declares <i>the Lord</i> ."
Leader 2	Ooh yes now I remember it I've got it now. "For I know the plans I have for you, declares the Lord, plans to ... uhm.. kick you and not to help you."
Leader 1	Are you guys ready to help leader 2 out? "For I know the plans I have for you, declares the Lord, plans to <i>prosper you and not to harm you</i> ."
Leader 2	Oh yes of course. It's all coming back to me now. "For I know the plans I have for you, declares the Lord, plans to prosper you and not to harm you, plans to give you...uhm... sweets and chocolates."
Leader 1	So close. Come on guys lets help leader 2 out one more time. "For I know the plans I have for you, declares the Lord. Plans to prosper you and not to harm you, plans to give you <i>hope and a future</i> ."
Leader 2	Okay I really think I have it this time. For I know the plans I have for you," declares the LORD, "plans to prosper you and not to harm you, plans to give you hope and a future."
Leader 1	Yes! You got it well done. Thanks for helping me teach leader 2 the verse guys.

2) Hands on

What you will need:

- White paper
- Wax Crayons
- Clear tape/ Contact Adhesive
- Toothpick/ Kebab stick
- Paint brush
- Dishwashing liquid
- Black Acrylic paint

Premix 2 parts paint with 1 part dishwashing liquid. ***(Don't let the children see the paint until later)***

When we are born our lives are like this blank white page.

(Show the children a blank white page)

Our memory verse today told us about an incredible promise God has for our lives. God has said that He knows what the plans are that He has for our lives. I had a plan for this blank page. I wanted to fill it with beautiful colours and patterns. God's plans for our lives are good plans. They are plans that will prosper us and give us hope and a future.

(Have a pre coloured a page with different colours and patterns. Stick contact adhesive over it. Show the page to the children)

God's plans are for our lives to be like this page. Covered in colour.

(Paint the mixture of black paint and dishwashing liquid over the contact adhesive)

But sometimes things happen that aren't nice. Things that hurt us. Things that make us feel like we can't see the good or we can't see the plan God has for our lives. We need to remember that God never changes, and His promises never change. No matter what happens around us God still has a plan for our lives. Plans to prosper us and give us hope and a future. Even if it doesn't make sense. Even when it feels dark, scary and maybe even unfair. God has a plan. God is in control.

(Have a pre painted picture because the paint will take long to dry. Use the toothpick and scratch away the paint to make a new picture)

Even when bad things happen God still does something good and beautiful. It probably won't be what we expected or maybe even what we wanted. It probably won't happen how we thought it would, but God still has a good plan. God uses even the bad things and moments in our lives to make something beautiful. Sometimes it takes long before we see the good again, but it doesn't mean the good plan isn't there.

(Show the children the new picture)

Watch this link for instructions on how to create a scratch pad:

https://www.youtube.com/watch?v=ek_boj4a_6Y

3) Bible Story + Lesson:

Today I want to tell you the story about a man named Joseph. When Joseph was a young boy God gave him 2 dreams. These dreams were about the plans and future God had for his life. In his dreams Joseph saw himself as a great and powerful man, so great that his older brothers and his parents actually bowed down to him.

How do you think Joseph must have felt when God told him about this plan? How would you have felt? Yes, Joseph must have been pretty pleased about this plan as he shared it with his whole family.

Joseph's brothers weren't happy with what he was saying, and they decided to throw him into a pit and later sell him as a slave. They even told their father that he had died! Joseph was taken all the way to the land of Egypt. Do you think God's plan for Joseph is ruined? **NO!**



There Joseph worked as a slave for a man named Potiphar. Was Joseph all alone? No, God was with him and so Joseph had success in everything he did. We don't know if Joseph told Potiphar about God but we do know that Potiphar could see that God was with Joseph, helping him succeed in everything he did. Can people around you see that God is with you, bringing you success?

Potiphar decided to put Joseph in charge of his whole household, in fact in charge of everything he owned! But one day Potiphar's wife told a lie about Joseph and had him thrown into prison. Now do you think God's plan for Joseph is ruined? **NO!**

Do you think God was still with Joseph in prison? Yes! God even made Joseph a favourite with the prison guard and so Joseph was soon put in charge of all the prisoners. Sometimes when unfair things happen to us, we forget to see that God is with us and still helping us each step of the way. Even more so we forget that right now is also still part of the plan and He wants to use us so others can come to know and love Him too.

While Joseph was in prison, he met a man that used to work as the cup bearer for Pharaoh (the king of Egypt) and this man had a strange dream. God gave Joseph the ability to interpret and understand the cup bearer's dream. Joseph told the cup bearer that he would be released from prison in three days and after three days the cup bearer was set free. Joseph begged the cup bearer not to forget about him and help get him out of prison. But unfortunately, the cup bearer did forget about him and Joseph was stuck in prison. What about now? Do you think God's plan for Joseph is ruined now? **NO!**



Two years later Pharaoh had a strange dream that he couldn't understand. Only then did the cup bearer remember about Joseph and told Pharaoh that he would be able to understand the dream. Joseph immediately told them that it wasn't his power that could interpret the dream but God's. How easy would it have been for Joseph to take the credit and say how great he was but instead he knew there was only one he could boast about and that was God!



God gave him the ability to understand Pharaoh's dream. It was a warning that the land of Egypt would grow abundant crops for seven years and then for seven years everything would change and there would be a great famine. (That means there would be a shortage of food in the whole land.) Pharaoh was so impressed with the wisdom that Joseph had that he made Joseph second in charge of all Egypt.



When the seven years of famine came Joseph's, brothers travelled to Egypt to buy food because there was no food in their land. When they saw Joseph, they didn't recognise him. They saw a great and powerful man and they bowed down in fear and respect for him. The dream Joseph had as a young boy had come true. The plan God had for Joseph's life had finally been fulfilled.

In life things happen that are difficult and can be very scary but remember that God is with you every step of the way! Even in those hard situations God wants to use you so that your life is a testimony about how great He is.

God sent Jesus to die on the cross so that we could be forgiven of our sins and put our hope in Jesus. Our hope is not in having a perfect life where nothing ever goes wrong. Our hope is in knowing that Jesus loves us and our future is eternity with Him in heaven. We can boast and be sure that no matter what happens, God has a plan!

4) Review Questions

- a) Do you think God has a plan for your life? (Yes)
- b) Do you think there is anything that can take away or ruin the plan He has? (**No**)
- c) Who is with you through the tough times? (*God is always with you*)

5) Craft


Option 1: Scratch pad

Have each child make their own scratch pad using the instruction from the video under the hands on section. (**Note the paint will take long to dry**)

Alternatively buy scratch pads and have the children decorate them or write down the memory verse. They can be bought at China City and cut in half for larger groups of children.



Option 2: Joseph paper doll



Lesson 5: Boast in God's Grace

Main focus for the lesson:

- Grace is a free gift from God.
- We can boast in what God has done for us through Jesus.
- Provide an opportunity for children to accept Jesus as their Saviour.



1) Memory Verse

- Ephesians 2:8

“God saved you by His grace when you believed. And you can’t take credit for this; it is a gift from God.”

Idea to teach the memory verse

Play a game of pass the parcel – this is best done in smaller groups.

In preparation for the game:

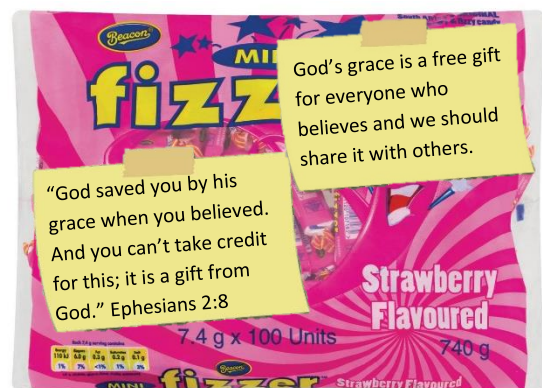
- Have a packet of sweets (make sure there will be enough for the group)
- Print out about 5 copies of the memory verse.
- Attach one copy of the memory verse to the packet of sweets.
- On the packet of sweets also stick on a note that says, “God’s grace is a free gift for everyone who believes and we should share it with others” (See example)
- Wrap the packet of sweets,
- Then wrap an additional 4 layers, with each layer include one of the copies of the memory verse.

When you play the game, every time a layer is opened, let the person who opened the parcel read the verse and have everyone repeat it.

When you get to the bag of sweets, once again, let everyone repeat the verse and have the person who opened the gift read the other note. Then ask if that person should share the sweets out to the group just the way we should share with others the good news that God’s grace is a free gift for everyone.

For smaller children, simplify the verse:

- Grace is a gift from God; or
- God saved you by His grace and it’s a gift from God.



2) Hands on

2.1) Share your testimony on how you were saved, making sure the details are “kid friendly”.

2.2) Skit about Grace

Today we are going to be learning about God’s GRACE. Now, I hear you asking, what is “God’s grace”? Isn’t grace something we say before we have dinner? Maybe you have a friend called Grace... That isn’t what we are talking about.

Let’s go to our friends to find out a bit more about what grace is...

(You can do this as a skit with a puppet or two people or you can tell it like a story)


Brother	<i>(Walk up to sister looking sad and worried, holding broken tool)</i> You won't believe what just happened; I broke dad's special magnetic tool. He told me not to touch or take it away from the house.... But I didn't listen to him.
Sister	OH NO! WHAT DID YOU DO?
Brother	I took it to school to show my friends how cool it is; and as I was showing them, it got all bent and broken because we were too rough with it. <i>(start crying)</i>
Sister	DAD IS GOING TO BE SO ANGRY!! He told you not to touch it and you did anyway! I definitely don't want to be around when you tell him.
Brother	I think I'm going to try and hide the tool away – maybe he won't notice...
Sister	I don't think that's the best idea... You should rather tell him what happened and say you're sorry.
Brother	Do you really think so? I'm so nervous... He is going to punish me for disobeying him!
Sister	<i>(Looking unsure)</i> It'll be alright – I think. Maybe the punishment won't be so bad...
Brother	<i>(working up courage)</i> Ok, I'm going now to tell Dad... <i>(exit the stage)</i>
Sister	<i>(To the audience)</i> I'm so glad I didn't break my dad's tool. He will be so angry. <i>(Put hand to your ear like you're listening)</i> Hmm, that's strange I can't even hear any shouting... I wonder what is going on?
Brother	<i>(Come back confused but smiling and holding a chocolate)</i> You won't believe it! I went to dad and showed him the tool. I told him that I had disobeyed him and I was very sorry. And then I waited for him to yell at me and to give me some awful punishment... like cleaning out the garage or not being allowed to watch TV for a month...
Sister	And what happened....
Brother	He took me in his arms, hugged me and said he forgives me. And then he gave me this chocolate!
Sister	WHAT!! That makes no sense... That's not fair. You should have been punished...
Brother	I know... It was crazy!!!! Dad then said that is GRACE.
Sister	Grace?
Brother	Yes, Dad said grace simply means not getting what you deserve. I deserved to be punished but Dad hugged me, forgave me and even gave me a chocolate.
Sister	Grace sounds amazing...
Brother	It really is. And you know what else Dad told me? He told me that God is just like that. Even though we have all done wrong things, when we believe in Jesus and say we are sorry, He forgives us and doesn't punish us; in fact He promises us the most amazing gift instead, He promises that we will go to heaven to be with Him.
Sister	That IS the most incredible gift.
Brother	I can't wait to tell my friends about grace... <i>(Both exit)</i>

Just like the memory verse tells us, grace is a gift from God; it is not based on anything we have done. In the Bible story today, we will hear about someone else who received the gift of God's grace...

3) Bible Story + Lesson:

THE CRIMINAL ON THE CROSS (Luke 23:33,39-43)

Today we are going to hear about a criminal who received an incredible gift! I hear you asking, why would anyone give a bad person a gift? Let's go straight to the story and find out...





We first hear about this criminal, who was most probably a thief, you can look it up in the Bible in Luke 23:33, when Jesus was being crucified, that means He was being put to death on a cross. The Bible tells us that two others were led away to be put to death with Jesus, they were criminals.

After Jesus had been put on the cross, a Roman soldier nailed some words on the cross above Jesus. The words said, 'This is the King of the Jews.' This was to mock Jesus – isn't that horrible?





People in the crowd and the Roman soldiers shouted insults at Jesus saying, "If He is God's Chosen One, the Messiah, then let Him save Himself. He saved others, didn't He?" They were nasty and cruel to Jesus.

One of the criminals hanging on the cross next to Jesus, began to shout insults: "Aren't you the Messiah? Then save yourself, and save us too!"



But the other criminal stopped him. He said, "You should fear God. All of us will die soon. You and I are guilty. We deserve to die because we did wrong. But this man, Jesus, has done nothing wrong."

Then he said, "Jesus, remember me when you begin ruling as king!" He believed that Jesus could save him even after all he had done wrong. Then Jesus said to him, "I promise you, today you will be with Me in paradise."




The man was forgiven and his heart was filled with peace and joy because he believed that Jesus was the Messiah, the Son of God. WOW, that criminal just received an incredible gift. Even though this man was a criminal and ended up being crucified for his crimes, he accepted the gift of God's grace right there on the cross.

(Note to leaders: this is a wonderful chance to share the salvation message and give the children an opportunity to accept Jesus as their Lord and Saviour. You can also use the “Lead me to Jesus” Booklet and take the children through that.)

This gift of grace is available to all of us. Do you remember the memory verse? Yes, it says (*add emphasis*): “God saved you by His grace **when you believed**. And you can’t take credit for this; it is a gift from God”

We need to **believe** to receive this gift. What do we need to believe? We need to believe in Jesus, that He really is God’s son who came to earth as a man. That He died on the cross for our sins and that He rose again. We also need to admit that we have done wrong things, that we have sinned and that we need God to be the leader of our lives.

We can pray right now and receive this gift.



Lord,
I know that I have sinned and I am sorry for the things I have done wrong; please forgive me.
I believe that Jesus came to earth to die for my sins and that He rose again. I accept Your wonderful gift of grace.
Thank you for loving me so much. I want to live all my days with You as the Leader and Lord of my life.
Amen



To help us remember this amazing gift of grace, we will add a cross into the Ark. When we see the cross let’s boast about God’s grace.

4) Review Questions

- a) What do we have to do to receive God’s gift of grace? (*We need to believe*)
- b) Do we have to work to earn God’s grace? (*No*)


5) Craft

Option 1: Gift Boxes



Make a simple gift box using a toilet roll; inside the gift have a copy of the memory verse and a sweet. Encourage the children to give the gift to a friend who doesn’t know Jesus. (You can find a few different homemade gift box ideas on this website: <https://www.redtedart.com/diy-gift-box-ideas/>)


Option 2: Colour by Number



Lesson 6: Boast in God's Glory, not your own

Main focus for the lesson:

- Never boast about yourself; but always give God the glory



1) Memory Verse

- 1 Corinthians 1:31

“So that, as it is written, “Let the one who boasts, boast in the Lord.”

Idea to teach the memory verse

Use the craft hand to say the memory verse.
Point at yourself, then up to the sky.

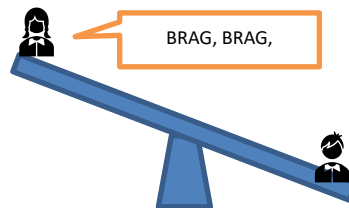
2) Hands on



Start off by having the seesaw level.

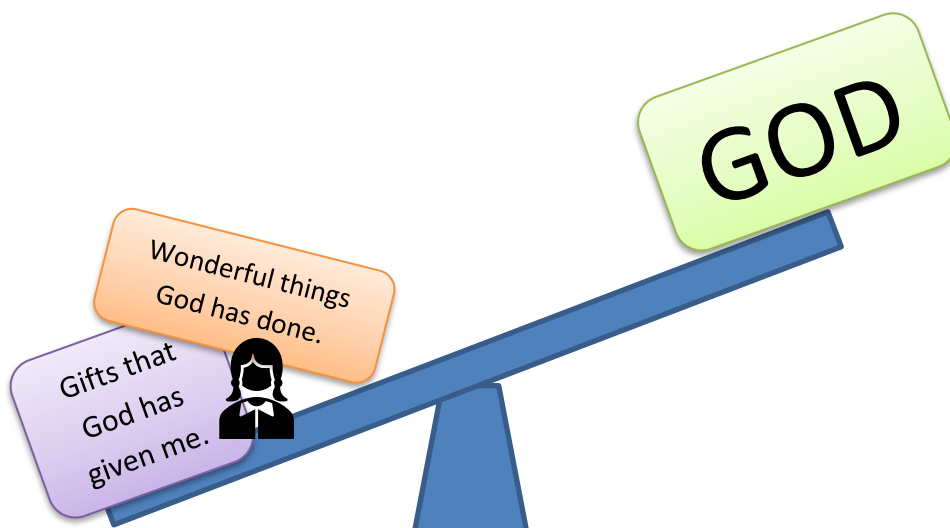
Say: When I boast about all the things I have done, then I lift myself above other people. I might say “I’m so good at singing! I’m the best at soccer! No one can beat me at running!”

But what happens when we boast and brag?



We lift ourselves above others. We tell others how we are better than they are. Bragging and boasting about ourselves makes others feel bad about *themselves*. The Bible tells us that we should not brag and boast about ourselves. James 4:16 *“But now you are proud and you brag. All of this bragging is wrong.”* (ICB)

The Bible tells us instead to boast about the Lord! When we tell everyone about all the things God has done for us, we lift Him up instead! We can boast about all the gifts He has given us so that we can fulfil the plans He has for our lives because that lifts up God and not ourselves!



3) Bible Story + Lesson:

It's very easy to become puffed up with pride in ourselves isn't it. We can easily run our mouths about all the things we think we are good at or all the prizes we may have won. But do we ever stop to think about how the wonderful God who created us and gave us all our gifts and talents, feels when we are bragging and boasting?

In Isaiah 10:15 it says: Can an axe say it is more important than the one who uses it? Is the saw more important than the one who saws with it? A stick of wood does not lift up a man. A man lifts up a stick.

Can you imagine an axe saying it is more important than the person who is using it? And how funny would it be for a saw to say that it is more important than the person using it? And can you just imagine a stick picking up a man? All these things are so crazy aren't they? Well that's what the Bible is trying to tell us, how crazy it is for us to boast about the things we can do when it is God who made us and gave us all the talents we have!

Now we are going to hear about a very proud and boastful king, King Nebuchadnezzar. This story can be found in the book of Daniel, chapter 4.



Pic #1: King Nebuchadnezzar ruled over the Kingdom of Babylon but he did not worship God. Daniel was a Israelite man who served in the royal palace. He had always worshipped God, even when it was difficult and put him in danger. God had given Daniel the gift for interpreting dreams.

Pic #2: One day the King woke up afraid because of the dream he had had. He called Daniel to come and tell him what it meant. The dream was about a giant tree, full of green leaves and fruit growing so big that everyone could see it. Even animals came to live by it. Then a holy messenger came and the tree and all its fruit and leaves were destroyed. Only the stump was left and it would stay like that for 7 years.



Daniel was very worried about telling the king what it meant, the king was not going to like the meaning! The king saw that Daniel was worried but told him to be honest and tell him the meaning.

Daniel told him that the tree in the dream was the king and that God was going to remove him from his royal position and send him to live in the wilderness for 7 years because of his pride!



Pic #3: Now let's take a quick break from the story to look a little closer at Daniel. Daniel was a man who Loved God and knew God's heart. He had always worshipped God and stayed close to Him. So Daniel knew how the king's arrogant behaviour was not pleasing to the Lord. Let's read Jeremiah chapter 9: 23-26

The Lord says, "Let not a wise man speak with pride about his wisdom. Let not the strong man speak with pride about his strength. And let not a rich man speak with pride about his riches. ²⁴ But let him who speaks with pride speak about this, that he understands and knows Me, that I am the Lord who shows loving-kindness and does what is fair and right and good on earth. For I find joy in these things," says the Lord.

This passage is very clear about not being full of pride. If you want to boast about anything, the Lord says you should boast about knowing the Lord.

So Daniel knew God and would have seen that the king's bragging and boasting might get him into trouble with God! And the dream that the king had was clearly a warning from God to stop all his bragging and boasting. Let's continue with the story...




Pic #4: Clearly, the king was not too bothered about the warning from God. He continued to be boastful and proud. One day he was walking along, all puffed up with pride, talking about his "great kingdom" and his own "strength".

Pic #5: At that moment the king was struck by madness! He began to bark and howl like an animal. And just like Daniel said, he went off to live in the wild with the animals for seven years!



Pic #6: After that time, the king was very sorry for the way he had been. He gave God all the glory and went back to being the king, only now he was more humble and worshipped God.

Pic #7



4) Review Questions

- What lesson did the king learn about bragging? *That we cannot brag about ourselves because it is God who gives us all our gifts and achievements.*
- Why is it important for us to know God? *So we know what pleases His heart.*
- What gifts and talents do you have that God has given you? How do you bring glory to God with them?

5) Craft

Option 1: "Foam" Finger



Print and cut out the pointing finger template. Colour in and decorate. An ice cream stick can even be taped to the back of it to make a handle. Use it to practice the memory verse. Take turns using it to glorify God for all the things that you can do.

You can even play a "charades type" game using the pointing fingers. Each child gets a chance to act out something they are good at like singing or dancing or tennis. They must use the pointing finger somehow in their actions and the other kids have to guess what it is.

Lesson 7: Boast in God's strength

Main focus for the lesson:

- Sin leads to consequences.
- We cannot rely on our own strength.



1) Memory Verse

- Isaiah 41:10

“Don’t be afraid, for I am with you. Don’t be discouraged, for I am your God. I will strengthen you and help you. I will hold you up with my victorious right hand.”

Idea to teach the memory verse

Scripture:	Actions:
Don't be afraid	Shiver with your arms close to your body
For I am with you	Cross your arms over your body, like a hug
Don't be discouraged	Point your index finger and wave your hand to say, "no"
For I am your God	Point upwards
I will strengthen you	Flex your muscles
And help you	Hold your hands together
I will hold you up	Face your palms upwards and lift your hands to the sky
With My victorious right hand	Make a fist with your right hand

2) Hands on

God's Strength Object Lesson

Watch video to see how to do the same illustration with the kids:

<https://www.youtube.com/watch?v=W2y646OFilw>

Have two strong men, each holding a pole. They represent the difficulties we face.



Have a child stand in between them and try and pull the poles together. That represents us trying things in our own strength. When they are unable to pull it together it shows that we all have weaknesses.



Next loop a rope back and forth from one pole to another. The rope represents God's grace and the power we receive from Him.



Now as the child pulls the rope they are able to move the poles!

When you add God and God's strength into your life, you can do anything, and He will sustain you and help you with anything that you are struggling with.

3) Bible Story + Lesson:

Let's have a look at someone in the Bible who was given God's strength. You can all read about him in the book of Judges in the Bible.

At this time, the Judges ruled the people of Israel before there were Kings. The Israelites did a lot of bad and evil things, and so God let their enemies, the Philistines, control them for 40 years!



One day an angel of the Lord appeared to an Israelite woman from the tribe of the Danites. She was unable to have any children, but the angel told her that she will have a boy who would begin to save the Israelites from the Philistines. She ran and told her husband and the angel appeared to both of them again.

The angel gave the husband and wife very clear instructions about how to raise their baby boy. One of these rules was that the boy's hair must NEVER be cut. The angel also told them that this boy will save God's people.

When the baby was born, she named him Samson. The boy grew up and the Lord blessed him with super strength that would help him to defeat his enemies and allow him to do things that no one could do by themselves. He became ruler of the Israel for twenty years!



Here are a few of the things that his strength from God helped him do.

- He was so strong that he tore a lion to pieces with his bare hands.
- He killed 1000 Philistines, who even had spears and shields, with ONLY a donkey's jawbone.

Samson knew that the strength he had was from God and if he disobeyed God and cut his hair, he would lose that strength.

Towards the end of the time that he ruled Israel, Samson fell in love with a woman named Delilah. Samson's enemies paid Delilah to tell them where his strength came from. Many times Delilah asked and Samson told her the wrong thing until one day he finally gave in and told her the truth. And what did she do? She betrayed him! She cut his hair while he was sleeping and turned him over to his enemies, the Philistines.

Because his hair was cut, he lost all of his God-given strength and he couldn't fight anyone.



He became a prisoner of the Philistines. They brought him to the temple while they were having a big party just to make fun of him. As Samson stood chained between two pillar he must have felt so disappointed for having let God down – but thankfully God is so forgiving.





Samson prayed to God and asked him for His strength ONE MORE TIME to deliver his people and God did just that. Samson pushed on the giant stone pillars and they broke and the whole place crashed down and defeated the enemy. He killed more Philistines that day than throughout his whole life!

Do you think that Samson would have been able to defeat the enemy without God's strength? NO WAYS! It was God's plan and he needed God in order to do it.

Can you remember at the beginning of the story why God gave Samson this super strength. Yes, it was to save the Israelite people from the enemy. God doesn't give us strength to show off how strong and powerful we are. He gives us strength to do things no one else can so His plans can be done and so that we are able to get through tough times.

So when we are faced with something new or tough do you think we should be doing it on our own? NO WAYS! We need to rely on God's strength.


4) Review Questions

- Did Samson's strength come from his long hair? *(No, it came from God)*
- Without God, do you think that Samson would have been able to defeat the enemy? *(No, Samson needed God in order to have this strength)*
- How do you think this would relate to us in today's time? *(Our strength comes from God! Like with Samuel when we mess up, God is merciful to forgive – but the plan is for us to do our best not to mess up)*

5) Craft

Option 1: Ice Cream stick man

Use the template provided in the media pack to make a Samson Puppet. Write the memory verse along the craft stick to help them remember where their strength comes from. Add wool for his long hair.



Option 2: Samson Foldable

SAMSON DESTROYS THE TEMPLE

Craft Directions

- Print both pages onto white cardstock.
- Color each page. Then cut out the images from both pages.
- Fold picture on page 2 along the sides where indicated. On the outside of the folds, glue a pillar to each side.
- Glue Samson to one of the pillars.
- Open the folds so you can see the completed structure.

Finished Product

Lesson 8: Boasting about our Weakness

Main focus for the lesson:

- Instead of thinking we are not good enough, boast about your weakness.
- In our weakness others can see just how strong God is.



1) Memory Verse

- 2 Corinthians 12:9

“I am glad to boast about my weaknesses, so that the power of Christ can work through me.”

Idea to teach the memory verse

“Nah nah na nah nah” or any other commonly used sounds are fun to let the kids use to learn the memory verse.

At the end of the lesson, get the children to all sit in a circle. Give them time to think of what one of their “weaknesses” would be. Everyone says together “nah nah na nah nah” and then the first child says the verse. Give them the option to name their weakness if they choose to. Where possible, offer those that do share a way of how God could use that to show His power.

e.g. I don't pray well ... God answers them anyway, not the fancy words you are saying.

2) Hands on

(This is best performed at the end of the Bible story)

Have two material gloves ready. Before your lesson make one glove stiff and firm by soaking it in glue or paint and letting it dry.



Start by asking the children if they want to be weak or strong?

Do you know that Paul teaches us in 2 Corinthians 12:9-10 that it is better to be weak than it is strong? What? That seems confusing to us. Let's use these gloves to understand what he is telling us.

Look at this glove. It is stiff and can barely move. We would say that this glove is strong. Do you think this glove would be very useful though? *(Try to put your hand in the glove, but struggle.)* So even though this glove is very strong, by itself it can't do much because we can barely move it.

(show the other glove) While we might say this glove isn't as strong as the other glove because it flops and can be changed into any shape *(put the glove on)* this glove can be used to do great things. Why? Is it because the glove is strong? No! It is because the glove is weak and flexible.

It's not the glove doing the great things, but it is me doing great things through the glove. God doesn't want us to be like this strong glove. He wants us to be like this flexible easy to move and use glove. And when we allow God to work through us, He can do greater things than we could ever imagine.

Sometimes we think that the things we aren't good at are the reasons why we can't be used by God but in fact God is saying that when we are weak we are actually strong because then it is not us doing great thing but Him doing great things through us.

Here are some examples:





- I can't pray for people because I don't know the right words – but when you do pray and God answers that prayer everyone will know it wasn't your fancy words but God's power.
- I am too scared to tell others – but when God gives you the courage to tell someone about Jesus, people will see His power and not your own. And you will know too that you can trust God next time to help you.
- I don't know the Bible well enough to teach someone yet – but when God gives you wisdom and understanding of a verse you never thought you would understand His power is again shown and so you are able to teach someone.
- I get angry or scared easily – but when God gives you patience or peace in a circumstance where everyone else that it was God's power and not your own.

Our weaknesses can be celebrated because when there is less of us then there is more of God!





3) Bible Story + Lesson:

(Read *Philippians 3:1-11* and *2 Corinthians 11&12*)

In the days of Paul from the Bible, a Jew was someone that loved and followed God and that pleased God. The problem was they started adding to God's rules and making their own new rules more important than God's. Some of them began to boast how good a Jew they were, especially about the following things...

The family you were born from.	The rules and ceremonies you had done	The teaching you had	The work or things you had done as a Jew
			

The better these things were the more you could boast about. Let's have a look and see if Paul had any of these things that he could have boasted about.

	According to Jewish standards Paul was born into a really good family. He was a Hebrew and even from the tribe of Benjamin. Being from that tribe meant that people like King Saul, Queen Esther, Joseph (the one with coloured coat) were all relatives of his.
	Paul did all the ceremonies that a Jew had to follow, even from the age of 8 days old (<i>he was circumcised</i>). He followed every rule that there was in the Jewish law and he even joined the Pharisees which made sure others followed the law too.
	Paul was trained really well. He knew Hebrew and knew all the laws that the Jews should follow.
	Paul had worked very hard. He had even been shipwrecked, whipped, stoned, jailed, robbed and gone hungry. This would have given Paul lots to boast about.

At that time many of the religious men were boasting about themselves, saying what great things they had done and how well they were keeping the rules.

Paul told them (*As you name each one take the picture and crumple it up and throw it in the bin*)

I could boast about the great family I come from ...but I count this as garbage in comparison to knowing Jesus.

I could boast how I have done all the Jewish rules ... but I count this as garbage in comparison to knowing Jesus.

I could boast about how much I know and the training I have had ...but I count this as garbage in comparison to knowing Jesus.

I could boast about how much I have done and suffered...but I count this as garbage in comparison to knowing Jesus.

Paul could have boasted about many things. Do you know what he chose to boast about? (*Let the children try and guess. You could put a few fun options up for them to guess from such as his smashing good looks, his singing voice, piles of money, his weaknesses, his house, his amazing ability to pronounce people's names, all the stamps in his passport, how good he could take a selfie?*)

Paul chose to boast about ... *drum roll...***his weaknesses!**

It seems really weird that out of all the things he did he would choose to boast about his weaknesses. Let's read 2 Corinthians 12:9 and find out why.

I am glad to boast about my weaknesses, so that the power of Christ can work through me.

Let's use these 2 gloves to explain what he meant by this. (*perform object lesson*)

4) Review Questions

- a) What are things that you see as your "weaknesses".
- b) Share with someone a time when God used you for something you know you wouldn't have been able to have done on your own.

5) Craft

Option 1: Surgical glove character

Give the children each their own surgical glove to blow up and decorate. Get them to write the verse on it to remind them about God's power working through their weaknesses.

For added fun let them bend over the fingers (hair) to say the first part of the verse and then let it go and spring up when they say the part about Jesus' power.



Lesson 9: Boast in God's Protection

Main focus for the lesson:

- God is our protector.
- He is always with us and we can ask Him for His protection.



1) Memory Verse

- Psalm 46:1

“God is our protection and source of strength. He is always ready to help us in times of trouble.”

Idea to teach the memory verse

Split the group into 4 groups.

The first group says, **“God is our protection”** and pose like someone with a shield.



The second group says, **“And source of strength”** and flex their muscles.



The third group says, **“He is always ready to help us”** and pose like they are ready to start a race.



The fourth group says, **“in times of trouble”** and do the “Home Alone” scared face.



Now have the groups repeat the verse in sequence.

Have the pace get faster and faster and then slower and slower.

2) Hands on

What you will need:

- 2 Tissues (Draw a face on each one)
- One tall glass
- Big bowl/jug of water (It must be deep enough for the whole glass to fit in it)

Practice this before the lesson



Explain that the bowl/jug of water is “times of trouble”. Put one tissue in the water and show how it is affected by the trouble.

Then ask what the memory verse says, getting them to repeat it with you.
“God is our protection and source of strength. He is always ready to help us in times of trouble.”

So what do we need to do in times of trouble? We need to ask God for His protection and strength.



Then take the glass and explain that the glass represents God's protection and strength. Put the other tissue into the glass – make sure it is shoved right into the bottom of the glass. Then turn the glass upside down (the tissue shouldn't fall out) and put it straight into bowl of water.



Make sure you keep the glass straight, so the air bubble remains in the glass. Then take the glass out of the bowl and take the tissue out to show that it hasn't been affected by the times of trouble.

3) Bible Story + Lesson:

The fiery furnace (Daniel 2 & 3)

There are many stories in the Bible about God protecting His people.



Do you remember how God parted the Red Sea and the Israelites crossed safely to the other side and when Pharaoh's army arrived, the sea swallowed them up? God protected the Israelites from Pharaoh's army.



And how many of you have heard about Daniel? He was thrown into a den of lions and God protected him by keeping the lions' mouths shut.



Today we are going to hear the story of three of Daniel's friends and how God protected them. You can find their story in the book of Daniel chapter 2 and 3. This story is about Shadrach, Meshach and Abednego. These three guys were Jews who had been exiled from Jerusalem by King Nebuchadnezzar – that name is a mouthful, let's call him King Neb for now. That means they were forced to leave their homes and live and work in a different country. Shadrach, Meshach and Abednego loved God. They continued to worship Him and serve Him even though they lived in a different place where people worshipped other gods.




One day King Neb, had a golden idol made, that was nearly 28 meters tall. That's like 16 men standing one on top of the other! That is a huge idol!

Not only did King Neb have the idol made, he gave the order that EVERYONE in Babylon must bow down and worship the idol whenever they heard the musical

instruments playing. Not only did the King say that everyone must worship the idol, he said that if anyone does not bow down and worship the idol, they would be thrown into a fiery furnace.



When all the musical instruments started to play, all the people bowed down to worship the idol... actually not all of the people. Shadrach, Meshach and Abednego refused to bow down. They only worship the One True God! Some people reported Shadrach, Meshach and Abednego to the King and told him that they did not bow and worship the idol. King Neb was furious! He called the three friends and demanded that they bow down and worship the idol.




Do you know what Shadrach, Meshach and Abednego said? "If you throw us into the hot furnace, the God we serve can save us. And if He wants to, He can save us from your power. But even if God does not save us, we want you to know, King, that we refuse to serve your gods. We will not worship the gold idol you have set up."

King Neb was so angry that he told the guards to make the fire seven times hotter than normal. He tied the three friends up and had the guards throw them into the furnace. The fire was so hot that even the guards who threw them into the furnace died!



Do you know what happened next? God protected the three friends. King Neb jumped up and shouted, "We tied only three men, and we threw only three men into the fire. Is that right?" The guards agreed... Then King Neb said, "Look! I see four men walking around in the fire. They are not tied up and they are not burned. The fourth man looks like the son of God."



King Neb went to the opening of the hot furnace. He shouted, "Shadrach, Meshach, and Abednego, come out! Servants of the Most High God, come here!" So Shadrach, Meshach, and Abednego came out of the fire. When they came out, everyone could see that the fire had not burned them. Their bodies were not burned at all. Their hair was not burned, and their robes were not burned. They didn't even smell as if they had been near fire!

Then King Neb said, "Praise the God of Shadrach, Meshach, and Abednego. Their God has sent his angel and saved his servants from the fire! These three men trusted their God and refused to obey my command. They were willing to die instead of serving or worshiping any other god." He then gave Shadrach, Meshach and Abednego even more important jobs in Babylon and made a law that stated that no-one must say anything against God or they would be punished.

The three friends chose to follow God even though they knew it meant they could be hurt or killed. After they walked out of the furnace the three friends could certainly boast about God's protection. Even the great King Nebuchadnezzar declared that no other god could save people the way God did.

Shadrach, Meshach and Abednego trusted God to protect them. We too can trust God to protect us. Even when we are going through a difficult time, He is with us. Just like the memory verse says **“God is our protection and source of strength. He is always ready to help us in times of trouble.”**

Do you remember the action we used for God’s protection in the memory verse? *(Let the children demonstrate holding a shield)*
Yes, that’s right. And so to help us remember to boast in God’s protection, we will add a shield into our “box of testimonies”




4) Review Questions

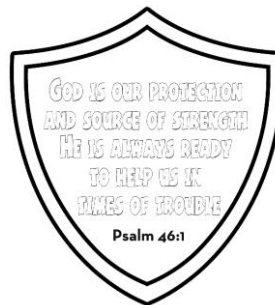
- Did Shadrach, Meshach and Abednego worship the idol? *(No)*
- Did the three friends trust God? *(Yes)*
- Where was God when the friends were in the fiery furnace? *(He was right there with them)*

5) Craft

Option 1: Colouring In Page




Option 2: Make a shield *(with the memory verse on it)*
Start collecting old boxes so you can make nice and firm ones.



Option 3: Crossword Puzzle

Shadrach, Meshach and Abednego Crossword

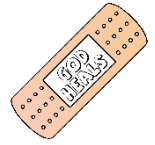


- Across**
- The three men were _____ because they didn't know if God would save them.
 - Shadrach, Meshach and Abednego wouldn't do this to any other god.
 - Even though the king put three men in the furnace, he saw _____.
 - The king believed that his _____ was real and could hear him.
 - The three men were completely _____ as they came out of the hot furnace.
- Down**
- When the music started to play everyone was ordered to do this.
 - God did this so that the men wouldn't burn in the furnace.
 - The name of the place where the story took place.
 - The three men were thrown into a very hot _____ for not bowing to a statue.
 - The three men _____ that God was real and that He listens to them.

Lesson 10: Boast In God's Healing

Main focus for the lesson:

- All miraculous healings point to God's Glory and power.
- Seeing and hearing about Jesus' healing miracles grows faith in the Lord.



1) Memory Verse

- **Matthew 8:17**

"He took our sickness and removed our diseases."

Idea to teach the memory verse

Get the kids to repeat the verse in different accents and voices.

2) Hands on:

What you will need:

- A bowl of water and a tray to work on
- Cinnamon
- A little bowl of dish soap
- A dish towel to wipe your hands on



Sprinkle the cinnamon onto the surface of the water in the bowl (don't mix up the water).

Say "Sometimes we or someone we love gets sick."

But the Bible says in Matthew 8:17 *He took our sickness and removed our diseases.*

That means that when Jesus died on the cross, not only did He take our sins upon Himself but also our sicknesses!



Now dip the tips of your fingers into the soap and dip your soapy fingertips into the water. The cinnamon should stick to your fingertips, leaving behind empty spots.



We can pray and have faith that Jesus will heal us. If He chooses not to bring healing it can be really hard for us to understand but remembering how much He loves us, how great His plans are for us and how perfect He is can help us to keep our faith in Him strong.

Jesus not only came to heal us physically as He did many times in the Bible and all over the world today, but He also wants our hearts to be healed of sin and unforgiveness. Only Jesus can heal our hearts of sin and only through Jesus can we be forgiven and have eternal life in Heaven. Why don't you spend some time praying now.

3) Bible Story

Set up the classroom as if it is the set of a talk show. You will need three leaders to practice and perform the skit. One leader will need to be the interviewer and the other three will be the Centurion (Matthew 8: 5-11), the lady with the blood issue (Mark 5:24-34) and the man who was lowered through the roof by his friends (Luke 5:17-20).

Use music and props to make it really engaging for the children.

Interviewer Tina Tinkerton	Welcome to today's episode of Testimonies with Tina. I'm Tina Tinkerton and today we have 3 guests who all have some very interesting testimonies to share. Let's dive right in.
T-T	So, my first guest is a VIP. He is a Roman Centurion, welcome to the show, Sir! Can you tell my audience all about your experience?
Centurion	Yes, Hello Tina. Well you see, I heard that Jesus was in Capernaum. One of my young servants was in bed paralyzed and in pain. I went to Jesus and told him all about my servant.
T-T	Yes, mmh... (nodding)
Centurion	Jesus immediately said that He would come to my house and heal the servant. But I told Jesus that He didn't need to come all the way to my house. He has authority just like me! When I tell someone to do something, (<i>clicks his fingers</i>) they do it! And so, if Jesus just said that my servant would be healed, I knew that he would be!
T-T	Wow! This man you talk about, Jesus did you say? He really sounds incredible. He healed the servant without even being in the same room as him! Thank you for sharing this amazing testimony with us, Sir. Next to tell us about her incredible testimony is a lady who would rather stay anonymous. (<i>Try to disguise her</i>) Madam, I know it is a little sensitive, but could you describe to us what happened to you.
Lady with blood issue	(<i>looking down</i>) Yes, well I heard that Jesus was coming to the town where I lived. I was very scared of being in crowds and usually stayed alone at home but that day I decided to go and see Jesus because I had heard of His amazing healing miracles, and I had faith that He could heal me too.
T-T	Oh, you know Jesus too? Tell us more...
Lady with blood issue	Well, I did not want to bother Jesus so I simply pushed through the crowd and I thought to myself, if I can just touch the hem of His robe, I know I will be healed!
T-T	Just His hem? What happened next?
Lady with blood issue	Well, I didn't expect for Jesus to know that I had touched Him – there were so many people there - but He did! He instantly turned around to see who had been healed by Him. I nervously confessed that it was me and that I had touched His cloak.. and do you know what He said?
T-T	Ooh no, was He mad?
Lady with blood issue	Not at all! He was so kind. And He told me that because of my faith in Him I am healed.
T-T	That is an amazing testimony! Wow, Jesus really does sound like a great man. Thank you for sharing it! Next up, you're not going to believe this, but we have the very man whose friends lowered him through a roof. Sir, welcome to the show.
Man	Thank you, I'm so happy to be here.
T-T	So why on earth did your friends lower you through a roof? This we've gotta hear.

Man	Well you see I was paralyzed and my friends tried to get me into the house where Jesus was performing healing miracles.
T-T	Jesus? The same man they were talking about? Go on, go on.
Man	Actually, yes. That day the house where He was, was very crowded and they could not even carry me through the door. So they made another plan. They carried me up onto the roof, still on my mat, and made a hole in the roof so that I could be lowered down and placed right in front of Jesus.
T-T	Phew, your friends really had faith that Jesus would heal you.
Man	Yes, and I am so glad they did because right there on my mat ...Jesus healed me! (<i>stand up and show can walk</i>)
T-T	Wow! What amazing testimonies we have heard today and they are all about one amazing man – Jesus. Each one of them received healing in a different way but each one of them has faith in Jesus! And now that I have heard about Him too, I know that I can have faith in the power of Jesus to heal the sick! Thank you to all my guests and you, my audience. Join us again next time on Testimonies with Tina where I will be interviewing a young man who found a coin in a fish’s mouth and a man who spoke to a donkey! From me Tina Tinkerton, keep sharing those testimonies! Bye!

Note to the leaders: You may have one of your children ask this question: Why does God heal some people and not others? Be prepared to answer: Isaiah 55:8-9

“For my thoughts are not your thoughts,
neither are your ways my ways,”
declares the Lord.

“As the heavens are higher than the earth,
so are my ways higher than your ways
and my thoughts than your thoughts.

Not receiving healing should never stop us from trusting Him. He has bigger plans for our lives and just because we don’t get the healing we want it does not mean that God does not heal. Our role is to keep on doing what He asks us to do, to pray and pray and pray. To be bold and pray for healing as that is being faithful and it becomes part of our testimony.


4) Review Questions

- Can you think of other people in the Bible who were healed by Jesus?
- Do you have a testimony of healing?

5) Craft

Option 1: Testimony plasters

Write or draw a picture of your healing testimony onto the back of the plaster template and put it into your Ark of Testimonies



Lesson 11: Boast in God's wisdom

Main focus for the lesson: I can boast in God's wisdom because –

- His ways and thoughts are higher than our ways and thoughts.
- He has ALL wisdom.
- His wisdom is pure.
- God's wisdom is more precious than any treasure we could ever find.
- Wisdom is found in Jesus.



1) Memory Verse

- **Daniel 2:20**

“Praise the name of God forever and ever, for He has all wisdom and power.

Idea to teach the memory verse

Scripture:	Actions:
Praise	Raise your arms in worship
The name	Use the sign language symbol for name
Of God	Point upwards
Forever and ever	Spin around twice
For He	Point upwards
Has all	Move your arms in a big circle
Wisdom	Point to your head
And power	Flex your muscles

2) Hands on

The aim of this is skit is for Leader 1 to try and make someone look wise and Leader 2 to explain that wisdom from God is totally different and so much more important.

Leader 1 comes in and tells the children that he has decided he is going to make this volunteer have “wisdom”. As he puts on the following items he explains why the volunteer will now have wisdom. Make it a little silly.

Grey wig	So that they look like they've had lots of experience and have had lots of time to become wise.
A lab coat	So they look successful and are good at their job.
Big textbook	So they look like they have studied a lot and have remembered lots of facts.

Leader 2 then asks the children if they think the volunteer now has wisdom because they have all of these things? *No!* Leader 2 then explains that the Bible talks about two kinds of wisdom.

1) People's wisdom to be clever and do well in life.

2) God's wisdom which is explained as being greater than anything other way or thought.

Isaiah 55:9 says, “For just as the heavens are higher than the earth, so my (God's) ways are higher than your ways and my (God's) thoughts higher than your thoughts.”

Leader 2 takes off each item as he explains each one. To have God's wisdom ...

Grey wig	You don't have to be old to be wise. God gives you wisdom now.
A lab coat	You don't have to be super clever and good at your job, God makes you wise by showing you His ways and His thoughts.

Big textbook

It's not about knowing all the facts, wisdom comes from letting the words in the Bible change your life and living by what they say.


God's wisdom is knowing God, knowing what His Word tells us about how to live a life that pleases Him and putting that knowledge into action!

So anyone who knows God and is obedient to what He tells us to do is wise. Even (point to the volunteer) and you (point to a child) and you (point to another child, and another and another.)

3) Bible Story + Lesson:

Today I want to talk to you about the person often called "the wisest man who ever lived". Can anyone guess who we are going to talk about? *(if the children answer Jesus they would be right. He is the wisest because the Bible says Jesus is the wisdom of God. But today we are going to talk about another person known as wise because God gave him this wisdom that is explained as being far greater than anyone else would have 1 Kings 3:12) We can read about his story in the Bible in 1 Kings 3.*

His name was Solomon. His dad was king David, and when David died, Solomon became the king of an entire nation. Solomon loved God and he showed his love for God by making many sacrifices. This pleased God.



1 Kings 3:5 – 14 (NLT)

⁵That night the Lord appeared to Solomon in a dream, and God said, "What do you want? Ask, and I will give it to you!"

If you could ask God for anything, what would you ask for? *(Allow the children to answer)*

What do you think king Solomon asked for? *(Allow the children to answer)*

Let's continue to read to see what he asked for.



Solomon replied, "You showed great and faithful love to your servant my father, David, because he was honest and true and faithful to you. And you have continued to show this great and faithful love to him today by giving him a son to sit on his throne.


⁷"Now, O Lord my God, you have made me king instead of my father, David, but I am like a little child who doesn't know his way around. ⁸And here I am in the midst of your own chosen people, a nation so great and numerous they cannot be counted! ⁹Give me an understanding heart (wisdom) so that

I can govern your people well and know the difference between right and wrong. For whom by himself is able to govern this great people of yours?"

Solomon didn't ask for riches or power or victory over his enemies, although he could have. He understood that the true treasure is God's wisdom. He recognised that only God is wise, and that only God can give wisdom. Proverbs 2:6 says: "For the Lord grants wisdom! From his mouth come knowledge and understanding."

I WILL BOAST IN GOD'S WISDOM BECAUSE ALL WISDOM COMES FROM HIM.

¹⁰ The Lord was pleased that Solomon had asked for wisdom. ¹¹ So God replied, "Because you have asked for wisdom in governing my people with justice and have not asked for a long life or wealth or the death of your enemies— ¹² I will give you what you asked for! I will give you a wise and understanding heart such as no one else has had or ever will have! ¹³ And I will also give you what you did not ask for—riches and fame! No other king in all the world will be compared to you for the rest of your life! ¹⁴ And if you follow me and obey my decrees and my commands as your father, David, did, I will give you a long life."



God blessed Solomon with heavenly wisdom, not man's wisdom.

James 3:17 says:

¹⁷ But the wisdom from above is first of all pure. It is also peace loving, gentle at all times, and willing to yield to others. It is full of mercy and the fruit of good deeds. It shows no favouritism and is always sincere.

This is how king Solomon ruled his kingdom and all marvelled at how wise he was.

I WILL BOAST IN GOD'S WISDOM BECAUSE HIS WISDOM IS PURE.



God wants us to search for wisdom and understanding as though they were hidden treasures (Proverbs 2:4) for wisdom is more profitable than silver, better than gold and more precious than rubies (Proverbs 3:14 – 15).

I WILL BOAST IN GOD'S WISDOM BECAUSE HIS WISDOM IS MORE VALUABLE THAN EARTHLY TREASURES.

Do you know that the Bible says that the treasures of wisdom and knowledge are hidden in Jesus? (Colossians 2:2 – 3) The Bible also says that for our benefit God made Jesus to be wisdom itself. When we accept Jesus as our saviour, He makes us right with God; He makes us pure and holy, He frees us from sin and we receive wisdom. The more we spend time with Him, the more God's wisdom grows in us so that we can live a life that is pleasing to God.

I WILL BOAST IN GOD'S WISDOM, BECAUSE IN HIS WISDOM, JESUS, CAME TO SAVE ME.

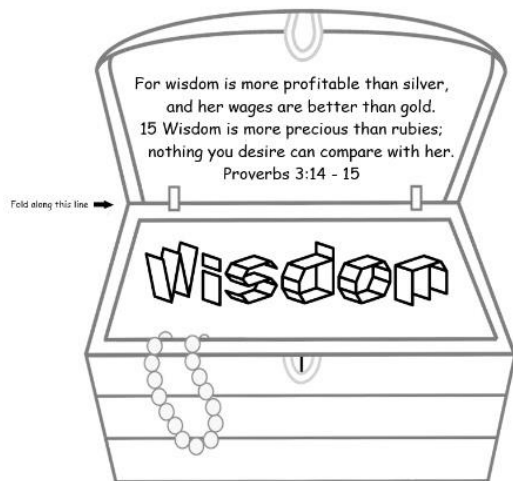
4) Review Questions

- What is wisdom? (*Having wisdom is having knowledge and understanding above others but the wisdom that can only come from God is much greater and helps us understand and know His ways.*)
- Do you think God can make you wise? **YES**
- Where are the treasures of wisdom and knowledge hidden? (*In Jesus*)

5) Craft


Option 1: Treasure chest

Make and decorate your own treasure chest.



Cut out the treasure chest and fold as shown. Decorate the inside and outside of your treasure chest


Option 2: Solomon's dream



Option 3: Colour in dots activity

Jesus is God's wisdom.

Colour in all the spaces with a •. What words do you see?



1 Corinthians 1:24

But Christ is God's power and wisdom to the people God has chosen

Lesson 12: Boast by telling others

Main focus for the lesson:

- How to share your story/ testimony.
- Telling others about who Jesus is.
- Telling others about what Jesus has done for you.



1) Memory Verse

- 1 John 5:11

“And this is what God has testified: He has given us eternal life, and this life is in His Son.”

Idea to teach the memory verse

Scripture:	Actions:
And this is what	↻ make a circular motion with both arms from top to bottom
God has testified	Put your hands against the sides of your mouth and move them outwards
He has given us	Palms up, move both hands forward together as if giving someone a gift
Eternal Life	⇔ extend both arms outwards on either side of your body forming an image of a cross
And this life is in His Son	↑ ↑ using both hands and with index fingers pointing back up towards the sky

2) Hands on

Play an adapted version of the game “I went to the shop and bought...”

Each person has to add something and the next person has to add something but remember all the previous items too. Try it out using all the things we have learnt throughout the term...

For example:

Person 1, I will boast about Jesus and not about myself, He loves me.

Person 2, I will boast about Jesus and not about myself, He loves me and He is our healer.

Person 3, I will boast about Jesus and not about myself, He loves me, He is our healer and He has a plan for me...and so on.

3) Bible Story + Lesson:

Stories are so powerful and true stories are even more so. As we've learnt and seen throughout the term, there are many wonderful and true Bible stories of people who shared and told of the amazing things that Jesus did for them.

We see and read of so many exciting stories where Jesus healed the sick, raised the dead, and fed thousands of people at one time. His disciples, followers and people around Him could not help but share these awesome truths.

Let me tell you about one of these special stories...

John 9 tells us about a man who was born blind. If being blind was not enough, the people that lived around him, neighbours and towns people would argue amongst themselves whether it was his sins or his parents' sins that caused his blindness.

Jesus meets the blind man and makes clay with His spit, (Yes, His SPIT, God really can use anything!) and puts the clay on the blind man's eyes. He then tells him to go wash in the pool of Siloam. The blind man obeys Jesus and comes back seeing!

John 9:7 ⁷ He told him, "Go wash yourself in the pool of Siloam" (Siloam means "sent"). So the man went and washed and came back seeing!

So, the neighbours and those who knew him began to wonder how this had happened and he gladly shared his experience of what Jesus had done for him. This was his amazing testimony!

He answered and said in John 9:11 **"The man they call Jesus made mud and spread it over my eyes and told me, 'Go to the pool of Siloam and wash yourself.' So I went and washed, and now I can see!"**

Easy and simple right! He just shared what Jesus had done for him. The man did not need a fancy story with big words, he only needed to tell the story of what Jesus did for him.

It's the same for us. Sharing our testimony isn't about fancy words or a crazy story. It doesn't mean something shocking has to have happened to you either. It simply means that you tell others about who Jesus is to you, what He has done for you and how He has changed your life!

Jesus told His followers, **"You are witnesses of all these things."** in Luke 24:48

Everybody has a story. This is a chance to practice yours.

How can you share YOUR story/ testimony?

- **Pray** for guidance, your testimony is a strong tool that you can use when praying for others. The purpose of your testimony is to bring glory to God and advance His Kingdom so praying to the Holy Spirit for guidance is a very important first step.
- **What** does Jesus want you to share?
Reading the Bible can help you with sharing your testimony. Knowing more about who God is and what He does helps us share with others what He has done and is doing. Ask Jesus to help you and show you which of your stories He wants you to share! Take a look at Paul's testimony in the Bible Acts 22:6-21.
- **How** can you share?
You can share a simple statement about why you chose to follow Jesus. You can share your "before" and "after" story, what your life was like before you knew Jesus and what your life is like now. Simple and powerful.
You can also share your "with" or "without" story, what your life is like "with Jesus" and what it would be like "without Him".

You can also simply share what Jesus has done for you...for example guiding you through a tough time at school or a relationship with a friend or helping you overcome something that was holding you back.

- **Who** does Jesus want you to share with?
Read these two verses and see if you can work out who Jesus wants you to share your testimony with.

Mark 16:15

15 And then he told them, "Go into all the world and preach the Good News to everyone."

Romans 10: 14-15

14 But how can they call on Him to save them unless they believe in Him? And how can they believe in Him if they have never heard about Him? And how can they hear about Him unless someone tells them? 15 And how will anyone go and tell them without being sent? That is why the Scriptures say, "How beautiful are the feet of messengers who bring good news!"

Jesus wants us to share the good news with everyone and anyone!

Testimonies are very powerful because they build up the faith in others and remind us of how great our God is!


Revelations 12:11

"And they have defeated him by the blood of the Lamb and by their testimony. And they did not love their lives so much that they were afraid to die."

4) Review Questions

- a) What is YOUR personal story/ testimony?
- b) How can you share your story?
- c) Why is it important to share your testimony?

5) Craft



Option 1: Stain glass window testimony

Get the children to write or draw their testimony into the cross on the picture. They can decorate the background. Let them divide into pairs and practice telling their testimony to someone else.

Encourage them that when they leave they should try and share their testimony with as many other people as they can this next week.