

Quack Quack Craft!

(Jesus is the obvious choice)

Lesson Idea:

Every day we have to make choices. While many of these don't really matter, like which shoe to put on first, there is one choice that is very important. The choice to **believe in Jesus!** John 14:6 tells us that Jesus is the only way to God the Father. Choosing Jesus leads to eternal life whereas choosing to reject Jesus means eternal separation from God.

Thankfully the Bible is filled with reasons why choosing Jesus is the obvious choice! This quack quack craft is a fun way for children to learn, and to teach others, that Jesus is the obvious choice!

Each time the children open up a reason the children will say "Jesus is the obvious choice because He..." (saves, forgives, gives me strength etc.)


Items needed per child:

- "Quack quack" craft template

Craft making instructions:


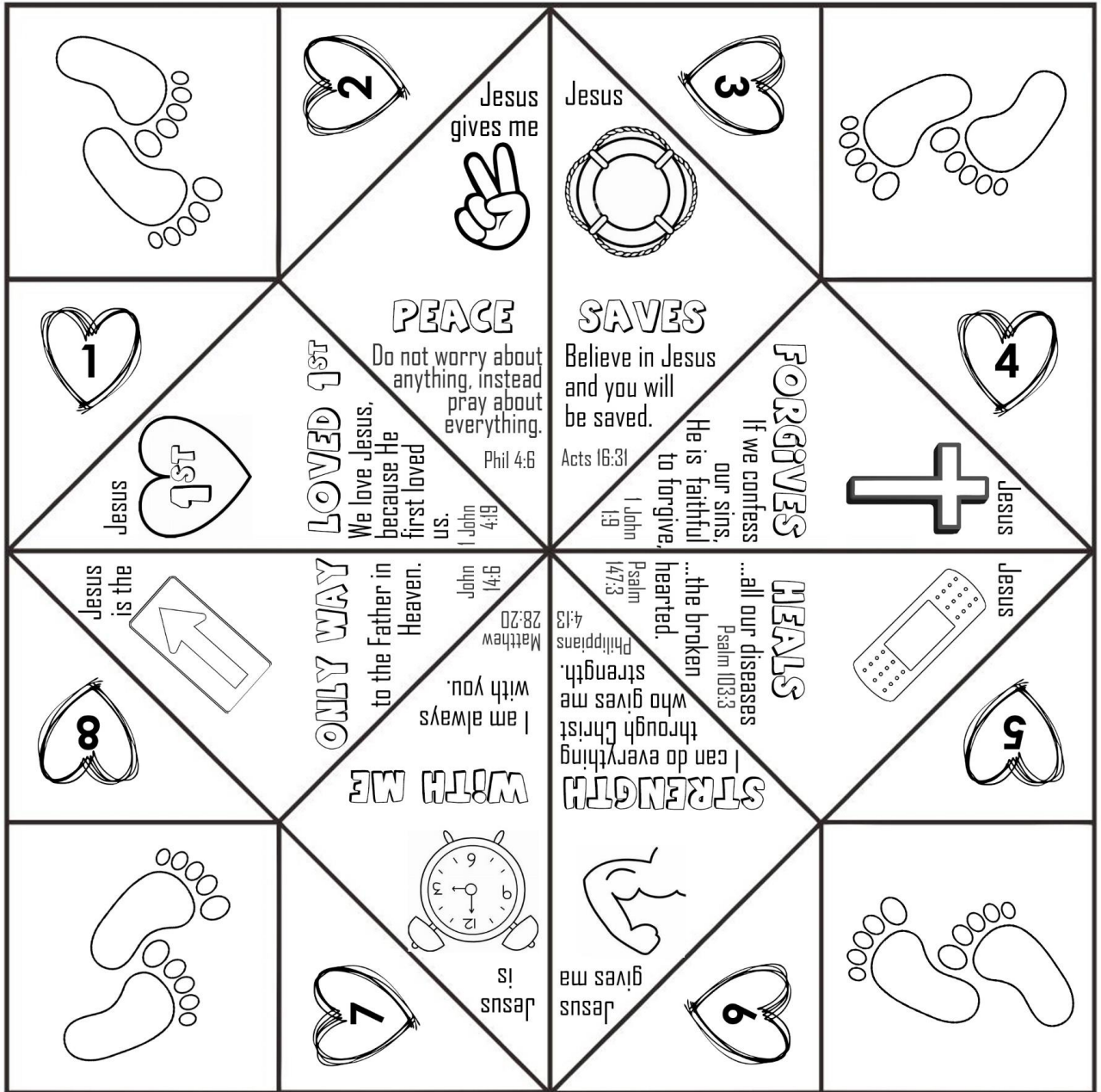
Link to video demonstration: <https://youtu.be/N3zEezO7QF8>

1. First make sure you are working with a square piece of paper. Cut it if necessary. Little ones may need your help following the folding instructions.
2. Fold on the diagonals so that you have four triangles.
3. Fold each corner towards the middle.
4. Turn over the square now.
5. Again, fold the corners to the middle of the square.
6. Now pull out the corners to make pockets for your fingertips to fit into.



How to use the “quack quack” craft:

1. Start by choosing one of the four outside options. These could be colours. So, if you choose “blue” you have to open and close your fingers while spelling out “B-L-U-E”
2. You could also say a verse and open and close your fingers on every word.
3. Next you choose one of the inside options, these could be numbers. So, if its “5” you open and close your fingers five times.
4. Lastly choose another option on the inside and open it up to reveal the picture and the verse.
5. Now complete the sentence “Jesus is the obvious choice because He...” (saves, forgives, gives me strength etc.)
6. Choose another colour and begin again.



How to use the "quack quack" craft:

1. Start by choosing one of the four coloured footprints. So, if you choose "red" you have to open and close your fingers while spelling out "R-E-D"
2. Next, choose one of the numbers on the inside layer that you have stopped on. So, if its "5" you open and close your fingers five times.
3. Lastly, choose another number and open it up to reveal the picture and verse.
4. Now complete the sentence "Jesus is the obvious choice because ... " e.g. Jesus saves or Jesus forgives.