

Jesus taught us HOW TO PRAY



OUR FATHER
WHO ART IN
HEAVEN
HALLOWED BE THY NAME

THY KINGDOM COME

THY WILL BE DONE ON EARTH AS IT IS IN HEAVEN
GIVE US THIS DAY OUR DAILY BREAD
AND FORGIVE US OUR TRESPASSES AS WE
FORGIVE THOSE WHO TRESPASS AGAINST US

AND LEAD US
NOT INTO
TEMPTATION
BUT DELIVER US
FROM EVIL
FOR THINE IS THE
KINGDOM
AND THE POWER
AND THE GLORY
FOREVER AND EVER
AMEN



THE LORD'S PRAYER

Contents:

	Teacher's letter	Page 3
	Parent's letter	Page 4
<u>Lesson 1</u>	God sent His son (Jesus teaches us to pray)	Page 5
<u>Lesson 2</u>	God is our Father	Page 9
<u>Lesson 3</u>	God's name is Holy	Page 12
<u>Lesson 4</u>	God listens	Page 15
<u>Lesson 5</u>	God's will be done	Page 19
<u>Lesson 6</u>	God provides	Page 23
<u>Lesson 7</u>	God forgives	Page 27
<u>Lesson 8</u>	God protects	Page 30
<u>Lesson 9</u>	God rules	Page 33
<u>Lesson 10</u>	God is for everyone	Page 36

LETTER TO THE TEACHERS

For many of us we have grown up learning and reciting the Lord's Prayer without really understanding what we are praying. Our hope is after reading and studying the Lord's Prayer God will reveal to you His perfect plan and purpose of prayer and will help you get excited to lead our kids in learning how to prayer to their Father in Heaven.

The focus of this term is that the Lord's Prayer is the most perfect prayer because it is Jesus praying it to God and so we are actually praying the very will of God. Children need to know that it is not the only words we can use when talking to God but that it is the perfect example. Jesus teaches us what to pray for using this example. We want to teach our children that prayer (speaking) to God is important, and these are a few things we can talk to Him about.

The aim is that they are not only able to say the prayer by the end of the term but that they understand and believe what they are praying.

How will we do this?

Each week we will look at a different line in the prayer and use examples from the Bible to explain them. We need to pray for our children that they receive a revelation from God on what His prayer means, how it applies to their lives and importantly the desire to communicate with God constantly because of relationship.

Nothing builds faith quite like seeing God's faithfulness. This term we would like each site to set up a "Prayer Board" where children are able to add their prayer requests. As their prayers are answered they move to "answered prayer" side. Help remind children that God is the one that answers prayers in His timing His way and even if they are not answered this term to keep trusting in God as He 100% has heard them and 100% is in control.



Please emphasise that we don't solely want to learn the Lord's Prayer. Many in the world know it and can simply say it. We want our children to see what Jesus says is important to pray for (as mentioned in the Lord's prayer) and use the example of the Lord's prayer for praying in the future.



CORNERSTONE Kids

LETTER TO THE PARENTS

As teachers of Cornerstone Children's Church, we count it such a privilege to walk alongside your children in their relationship with Jesus. We are passionate about Jesus, passionate about children and therefore passionate to see your children grow into a personal relationship with Jesus, one that will stand for eternity.

Every term we find delight in seeking God's leading in what He desires for us to teach to the children. We guarantee that our curriculum is not a "watered-down" version of the gospel, but rather we seek scripture to lead our lessons and accurate doctrine to be our foundations.

For Term 2 we have chosen to spend time looking at the Lord's Prayer (Matthew 6:5-14). The Lord's Prayer is common to many, and many can recite it, but that is not why Jesus taught it. Jesus, through the example of the Lord's prayer, is teaching us what we ought to pray for. When we feel uncertain of what to say to our Father, the Lord's Prayer can act as a template of things we should pray for. It also teaches us such vital truths, such as: We can call God, Father.

Every week we will be teaching a phrase from the prayer and teach our children what Jesus is telling us to pray for. With the many Biblical examples, hands on lessons, crafts and memory verses, we are hoping to see our children become prayers, who pray in great faith.

Please join us this term in walking this journey with your children:

- Spend time praying with them.
- Inform them of personal areas you know they can pray into.
- Share your testimonies with them.
- And allow them to pray for you.

We are excited to see our children grow in their relationship with Jesus. We know that He is excited too.

Please feel free to communicate at any time with the teachers at Children's Church. As mentioned, we look forward to partnering with you in this incredible journey.

Lesson One: God sent His son to teach us

Main focus for the lesson:

- Jesus is our teacher.
- He taught us how to pray and what to pray.
- The Lord's Prayer is a perfect example of prayer that we need to learn.

1) Memory Verse

- Matthew 6:9-14

This term we are going to be teaching the children the Lord's prayer. Depending on the age and experience of the child, some may need to learn a line a week while others will already know it. **See craft (option 1) which can be used as a game to learn the Lord's prayer.**

Choose the version most of your children already know. Younger children will learn it the easiest by singing a song.

2) Hands on

2.1) Puppet Show:

Open by welcoming the kids and telling them that we have an exciting new theme for the term and that once we have opened up in prayer you are going to tell them. Bobo then comes up and interrupts.

Bobo	Hey Aunt Cindy I am so excited to be back at Cornerstone Kids. I love coming here.
Cindy	That's great Bobo, I love coming here too. Children do you love coming to Cornerstone kids?
Bobo	I love learning about Jesus and all the important things He taught us. Like when Jesus taught us to show other people GLOVES . I mean I never knew that. Now I carry around a glove in my pocket wherever I go. (<i>wave a glove</i>)
Cindy	Show others <i>gloves</i> ? Bobo that doesn't make any sense.
Bobo	Remember the Bible verse says, "Beloved, let us glove one another, for gloves are from God"
Cindy	No no Bobo. Not gloves. LOVE. Let us love one another for love is from God.
Bobo	Ohh, hee hee (<i>sheepish chuckle</i>) that makes a lot more sense. LOVE one another for LOVE comes from God. Guess I don't need these any more. (<i>throw gloves over</i>)
Cindy	Well we were just about to open up in prayer and then I was going to tell the children what the theme is this term.
Bobo	You were? Oh that is so exciting. I hope it is something that Jesus taught us. Is it? Is it?
Cindy	Before I tell you, would you like to pray for us Bobo?
Bobo	Yes sure. (<i>clear throat ... take deep breath like going to ... look around again then repeat</i>) Ummm umm
Cindy	Go on Bobo – please pray for us. (<i>close eyes and put hands together</i>)
Bobo	Ok sure. Ummmm? (<i>repeat actions as before</i>)
Cindy	What's wrong Bobo? Why aren't you praying?

Bobo	<i>(sheepishly)</i> Aunty Cindy, I don't know how to pray.
Cindy	You don't?
Bobo	No, no one has ever taught me. <i>(head down sad)</i>
Cindy	Well Bobo have I got great news for you.
Bobo	You do?!
Cindy	Yes, this term we are going to learn HOW TO PRAY?
Bobo	We are?! That is so exciting.
Cindy	Just like you Bobo, Jesus' disciples weren't sure how to pray either and so they asked Jesus and Jesus taught them the most perfect prayer called the Lord's prayer.
Bobo	Oh I'd love to learn the most perfect prayer. Especially if Jesus says it's how we should pray.
Cindy	Praying to God is really just talking to God so just like you talk to your mom and dad you can talk to God. You don't have to only say the words in the Lord's prayer
Bobo	I can just talk to God
Cindy	Yip
Bobo	Aunt Cindy I think I'm ready to pray now. Could I try again?
Cindy	Sure thing Bobo
Bobo	Dear Father God, thank you that you are so big and mighty. Thank you that you love me, I love you too God. I'm sorry that I mess up sometimes, please forgive me. Please help me to learn how to pray the way you want me to. Please bless all my friends at children's church and help them to love you forever. Amen
Cindy	Thank you Bobo. See you can pray. We can all pray. And we are going to learn the perfect prayer this term, the prayer Jesus taught us to pray.

2.2) Youtube Clip:

- <https://www.youtube.com/watch?v=YhDYhlmKQQA>

2.3) Youtube Clip: (Older Children)

- <https://www.youtube.com/watch?v=vwmnapzx-yg>

3) Bible Story + Lesson

Many years ago, God sent his son, Jesus, to be born to a young woman named Mary. Although every year we celebrate Jesus's birth at Christmas time fortunately for us Jesus did not stay a tiny baby but grew into a strong wise man, who would one day go on to save us all. Isn't it so exciting to know that Jesus, God's own son, once walked on Earth?

At the age of about 30 years old Jesus left home and began to travel from town to town. Jesus told people about God's love and how they could show love to God and each other. Jesus also healed people who were sick and helped people in many different ways.

Jesus also disciplined the people around him on how to live. He taught them important truths like how to love your neighbour, forgive others and most importantly to love God. Jesus asked 12 men to become his disciples. They would follow Jesus, watch all that he did and learn about who God was so that they could one day teach others.

Many times Jesus spent time praying to God. He would find a quiet place on his own no matter what was going on around him (Mark 1:35). We can learn from his example and see the great importance of praying to God.

By watching Jesus pray, His friends knew it was important to talk to God. One day the disciples asked Jesus how they should pray. Jesus taught the Lord's prayer and told stories about prayer so that we would all know how to talk to God. Jesus wants everyone to know that God loves us and wants to listen to our prayers.

This term we will be learning about what Jesus taught His disciples about prayer. I am sure many of you have heard or even have said the Lord's prayer but may not understand what it actually means. No worries. God's Bible is full of examples and together we're going to learn about what Jesus was teaching about and by the end of the term you will be able to teach others about the Lord's prayer and importantly, how to speak to God.

Read Matthew 6 vs 5-15 (the Lord's prayer). He told them "pray like this"... It is important to note that Jesus said pray *like* this. He didn't say only pray using these words but used the Lord's prayer as an **example** of important things that we should be praying to God about.

- Mark 1:35 – and rising early in the morning it was still dark, He departed and went out to a desolate place, and there He prayed. And Simon and those who were with him searched for Him and they found Him and said to him “Everyone is looking for you.” And He said to them that they all should go and preach in the next town.
- If you couldn't be found anywhere what would you be doing when someone eventually found you?

Spending time praying to God is very important. The best way to learn how to pray is to try. Have the children sit in a circle and hold hands. Let them each have a turn to pray. Do not force, only encourage, and so let them know they can squeeze the person's hand next to them to pass on to the next person.

4) Learning outcomes

How does this apply to me?

- God wants us to spend time praying to Him, just like Jesus did.
- Do you know the Lord's Prayer? It is the most perfect prayer because it is Jesus praying it to God. When we pray this way, we are praying the very will of God. That's why it is important to learn it and pray it.

5) Craft






Option 1: (Can use for a game)

Print and laminate the verse and the missing words separately. Make a few copies. Each week use them to teach the prayer to the children. Ideas to teach the Lord's prayer:







- They allocate the missing word to the right space – with a completed version nearby
- They allocate the missing word to the right space – without the completed version
- They allocate only the pictures for the missing words
- Teams race to find the missing word hidden in the garden and then build the prayer.
- Divide children into 2 groups. One says the prayer as written and the other says the word missing. Swop and repeat.
- Leader says the verse and when they stop they race to put their hands up to say the next word.

- All say the verse together.

“Our _____ in _____
 hallowed be your _____,
 your _____ come,
 your will be done,
 on _____
 as it is in _____.”

 forgiven	 we
 bread	 not
 deliver	
Matthew 6:9-13	

Give us today our daily _____.
 Forgive us our debts as _____
 have also _____ our debtors.
 And lead us _____ into
 temptation but _____ us
 from the evil one.” _____

 father	 name
 heaven	 earth
 kingdom	
 heaven	

Option 2: My Little Prayer Rock

i'm just a tiny little rock
 picked up from off the ground.
 you won't forget to say your prayers
 if you keep me around.

put me on your pillow
 when you make your bed,
 and when you crawl inside at night
 i'll hit you on the head.

but please don't scream or holler
 or like a lion, roar.
 just close your eyes, say your prayers
 and drop me on the floor.

in the morning when you wake up
 and i make your stub your toe,
 shout "Glory Hallelujah!"
 say a prayer and off you go.

put me back upon your pillow,
 let the cycle never end.
 i'll be your little prayer rock
 and maybe your best friend.



Lesson Two: God is our Father

Main focus for the lesson:

- God is our Father in Heaven
- Praying is talking to our Father
- God desires relationship with us (Father to child)

1) Memory Verse

- Our Father who is in Heaven
- 1 John 3:1 "How great is the love the Father has lavished on us, that we should be called his children of God! And that is what we are!".

Verse actions to teach the memory verse:

(start off small and softly and then each time at the word great get a little louder and make actions bigger)

great - arms open wide

love - arms crossed across the chest

Father - point up in the air with index finger

lavished (given) - both hands "give" something

us, we - point thumbs at chest

children - move hands outward as if patting children's heads

God - point up in the air with index finger

And that is what we are! - shout with fist cheers

2) Hands on

Perform the following game/s:

2.1) Object lesson:

Get the children to all hold their breath and see how long they can hold it for. Ask them ... Why could you not continue holding your breath?

Yes, you need to breathe to live! That's just how our bodies work.

Prayer can be a lot like breathing. Paul states in 1 Thessalonians 5:17 that we are to "pray without stopping." We need to connect with God in prayer. It is essential to our spiritual health and survival!

When we breathe, we inhale oxygen and exhale carbon dioxide. Breathing cleanses us! During the next few minutes take several long deep breaths. As you breathe in ask God to fill your life, to draw you closer to Him. As you breathe out, confess to God areas of your life in which you've been disobedient to Him and ask for His forgiveness.

Just as breathing can bring cleansing to our physical bodies, so can prayer to our spiritual bodies.

Memorise 1 Thess. 5:17 now and let your constant breathing remind you also to continually pray - talk to God. He is always with you!

3) Bible Story + Lesson

Read Luke 18:9-14

Jesus gave the disciples a lesson on how to pray. Jesus told them a story about a Pharisee and the tax collector who went to the temple to pray. The Pharisee tried to obey all of God's laws. The tax collector took money from people and gave it to the government.

Jesus said that when the Pharisee prayed, he stood up and spoke loudly so that everyone could hear him. He bragged about all the good things he had done and said how glad he was that he didn't sin.

The tax collector stood quietly by himself looking down. He quietly asked God to forgive him for the wrong things he had done. The tax collector knew that he needed God's forgiveness.

Jesus told this story because He wants us to know that when we talk to God we shouldn't brag about how great we are. We should be honest and tell God when we've done wrong things.

Jesus tells us that prayer is between us and God our father. We do not pray so that everyone can hear us praying and think wow they are great and holy - look they are praying. Instead he says "go into your room and shut the door and pray to your father who is in secret." (Read Matthew 6:5-6) Of course God still wants us to pray in public and for others. It's just saying make sure you are not praying out loud just to look good.

Isn't it wonderful how in verse 8 He even says that "God knows what we need before we ask Him." We don't need a lot of words or to use special "holy Christian language". We can just enjoy our special intimate conversation with God.

So let's have a look at the Lord's prayer.

The first line that Jesus taught the disciples on praying is "Our Father in heaven". This is the perfect way to start a prayer. Why? Because that is exactly who we are praying to. There is no doubt with whom we are talking to. Our dad who lives in Heaven and that is exactly who God is.

In the book of Genesis we read that God created the heaven and earth and everything in it. Read Genesis 1 verse 27 "God created man in his own image in the image of God he created him male and female he created them and God blessed them." God is our father because He created us.

Did you know? Jesus travelled and taught for three years. There are about 110 pages in the Bible dedicated to Jesus's ministry and message. This means we have about 25,000 words that Jesus spoke recorded in the Bible. Of those 25,000 words, Jesus taught about the Father in heaven at least 181 times.

This means one out of every 140 words, Jesus was speaking about his father. His central message and purpose was to restore access to a relationship with our dad in heaven.

Some of these verses are Matthew 6:26; Matthew 18:12-14; Luke 6:35-36; Luke 12:32; John 14:1-2; John 16:27; Romans 8:15-16; Matthew 7:9-11

Read 1 John 3:1 "How great is the love the father has lavished on us, that we should be called his children of God! And that is what we are!".

When we pray as Jesus taught us, we declare that we belong to the holy and powerful Father who loves us like no one else can. Praying in this way is not a means of getting God to do what we want done but it is our way of saying we desire what He desires.

(Note to teachers: When talking about a father, be sensitive that some children in the group may not have a good dad or one at all. You may need to remind them that earthly fathers can make mistakes but their heavenly Father will never let them down. God our father is perfect and his love for us never fails. We can always trust him and he is always there to watch over us and hear our prayers. Even when he corrects us it is from love.)

4) Learning outcomes

How does this apply to me?

- Prayer is between you and God.
- Are you a child of God? He wants you to talk to Him and build a relationship with Him. Do you spend time talking to Him?

5) Craft

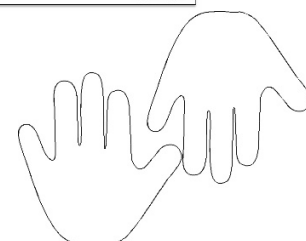

Option 1: I pray to only ONE GOD – my Father in Heaven.



Option 2:



- Children draw and decorate the face.
- Use a long strip of card to make the arms.
- Cut out and glue on the hands
- Most importantly learn the verse and teach it to their family at home!



Lesson Three: God's name is holy

Main focus for the lesson:

- To learn that God's name is Holy
- We must not use God's name in vain
- There is **POWER** in the name of God
- When we pray to God we need to worship and praise Him because he is Holy

1) Memory Verse

- Matthew 6:9 "Hallowed be thy name"
- Psalm 113:3 "From the rising of the sun to its setting, the name of the LORD is to be praised!"

<https://www.youtube.com/watch?v=JS-T5dlcV4M> (song) Let the children use the instruments they have made to praise God as they learn the verse.

2) Hands on

Perform the following game/s:

2.1) Puppet show:

Cindy	Good morning boys and girls how are all of you doing today? (<i>children respond</i>) Oh wonderful. Guess who has come to visit us today? Yes it's Bobo! Let's call him
Bobo	Hello children, wow it is nice to see you all again, how are all of you? (<i>children respond</i>) Hasn't it been such fun learning the Lord's prayer? Last week we learnt that we are praying to God our FATHER IN HEAVEN. WOW that was my FAVOURITE part! I just love praying to God.
Cindy	That's wonderful Bobo! Do you know what the next part of the prayer says.
Bobo	I sure do ... HELLO be your name. But aunt Cindy – God's name isn't "Hello" why does it say that?
Cindy	Oh Bobo it's not HELLO be your name – it's HALLOWED be your name. It means God's name is Holy.
Bobo	Yes, God's name is Holy. I think we should praise and worship God all day long. He is wonderful and marvelous and special and amazing ...
Cindy	Wow Bobo, I can see that you really love God.
Bobo	I sure do and HALLOWED is His name! Aunt cindy?
Cindy	Yes Bobo.
Bobo	It makes my heart feel so sad, when I hear other people using God's name in the wrong way. I mean I know sometimes they're just joking but God's name is so Holy I wish they wouldn't use it in vain.
Cindy	You're right Bobo we shouldn't use God's name in the wrong way. Do you know what? I have a little game we could play to teach the children how powerful the name of God is. Do you wanna play it? (<i>children respond</i>) <i>Explain Game:</i> Children for this game I am going to give you some words which describe a job that someone does and if you know the answer you need to put up your

	<p>hand and when I choose you then you can give me your answer. Have you all got it? (Let Bobo help give some clues like "I heard that when I was at the hospital" etc)</p> <ol style="list-style-type: none"> 1. Nurse I need a scalpel (doctor) 2. I am ready to hit a six (a cricket player) 3. I'm ready with these bricks and cement (builder) 4. Sunflowers, daisy and tulips brighten up my day (florist) <p>Etc.</p>
Bobo	Wow that was such a fun game! AND it taught me something important ... our words are like clues and they show others who we are.
Cindy	Excellent Bobo! And it also teaches us that it's important that our words come from a heart which truly loves God.
Bobo	It's like one of those 10 commandments God gave to Moses. (<i>say in deep voice</i>) Commandment number 3: DO NOT USE GOD'S NAME IN VAIN. I remember learning that "In vain" means that we use God's name in a way in which his name has no real value, we almost make his name like a swear word (<i>whisper swear word</i>). People do this all the time especially on TV but we should never do that. We need to praise God when we speak to Him and we need to remember that there is power in His name!
Cindy	Wow Bobo you are so right! The next time I hear someone using God's name in vain I am going to praise God instead and use that opportunity to worship Him because hallowed be thy name.
Bobo	Yes "Hallowed be thy name" now that's my FAVOURITE part of the Lord's prayer
Cindy	Well next week we are going to learn Your kingdom Come, Your will be done.
Bobo	What? God's will be done. Now THAT'S MY FAVOURITE part!
Cindy	Oh Bobo!
Bobo	Bye children. Don't forget to pray to our Holy Father.
Cindy	Bye

3) Bible Story + Lesson

(Get the children to dress up and act out this story.)

Read Acts 3:1-10

1 Now Peter and John were going up to the temple at the hour of prayer, the ninth hour.
2 And a man lame from birth was being carried, whom they laid daily at the gate of the temple that is called the Beautiful Gate to ask alms of those entering the temple.
3 Seeing Peter and John about to go into the temple, he asked to receive alms.
4 And Peter directed his gaze at him, as did John, and said, "Look at us."
5 And he fixed his attention on them, expecting to receive something from them.
6 But Peter said, "I have no silver and gold, but what I do have I give to you. In the name of Jesus Christ of Nazareth, rise up and walk!"
7 And he took him by the right hand and raised him up, and immediately his feet and ankles were made strong.
8 And leaping up he stood and began to walk, and entered the temple with them, walking and leaping and praising God.

9 And all the people saw him walking and praising God,
10 and recognized him as the one who sat at the Beautiful Gate of the temple, asking for alms. And they were filled with wonder and amazement at what had happened to him.

So from this story we can see that there is power in using God's name in the right way. God is amazing and he is Holy and we need to use every opportunity we get to praise Him, even when we are praying to Him, we should praise and worship God. In Psalm 150:6 it says let everything that has breath, Praise The Lord. Let's remember to praise His name.



4) Learning outcomes

How does this apply to me?

- Our words and actions may be the nearest that people will come to seeing God's face or hearing about Him. Help me God to honour you name and use it for your Glory.

5) Craft


Option 1: Musical instruments

You can use these to praise and worship God, even when you are praying to Him.



Most milk bottle tops fit perfectly in the end of a loo roll. Fill them with rice, decorate and tah dah, Cornerstone Kids will be praising in no time.

<https://www.youtube.com/watch?v=JS-T5dlcV4M> (memory verse song from above)



Lesson Four: God listens

Main focus for the lesson:

- God is our loving, powerful Father who listens to our prayers.

1) Memory Verse

- “Ask and it will be given to you” Luke 11:9

Idea to teach the memory verse

Knock, knock,
Who's there?

Ask

Ask who?

Ask God and it will be given to you.

Let children stand in a line one behind the other. Give the person at the back of the line a small gift. They tap/ “knock” the person’s back in front of them and begin ... “knock knock...” when they say “Ask and it will be given to you they pass on the small gift. And so it continues until everyone has said the verse and the gift has reached the front.

2) Hands on

2.1) Skit: Perform all/one of the skits

Matt	Hi how are you? I'm so glad I bumped into you I have something so important I really need to share with you.
Paul	Oh that's nice.
Matt	Um paul are you listening?
Paul	Ja sure. Hey what's that - ooooo dibble me. <i>(pick up some chips)</i>
Matt	Well I just
Paul	Crunch
Matt	Well I just
Paul	Crunch
Matt	Wanted
Paul	Crunch
Matt	To say
Paul	Crunch
Matt	That well I
Paul	Crunch
Matt	I mean
Paul	Crunch
Matt	Paul?
Paul	Crunch
Matt	Are you listening?
Paul	Ahh man - they're finished. I can't listen now gotta run. Great seeing you.
Matt	Gee wiz, will no one listen to me?
	<i>(Sue walks in with earphones on)</i>

Matt	Hey sue so glad to see you!
Sue	(Sue says shouting over her music) HI MATT HOW'S IT GOING?
Matt	Great. I'm so glad I bumped into you. I have something so important I really need to share with you.
Sue	WHAT?
Matt	I SAID I HAVE SOMETHING I WANT TO TELL YOU!
Sue	WHAT? YOU WANT TO SELL ME SOMETHING?
Matt	NOT SELL YOU SOMETHING - TELL YOU SOMETHING. I WANT TO TELL YOU SOMETHING.
Sue	SORRY MATT I DON'T HAVE ANY MONEY. Cheers catch you later.
Matt	Wait. Not sell. I want to tell you something. Seriously will no one listen to me? <i>(Sit slumped with head in hands)</i> <i>(Jump up.)</i> Hang on I know someone that will ALWAYS LISTEN to me! Dear God (YES MATT, I'm here) Thank you God that you always listen to me. You are a great and mighty God.... <i>(exit as talking to God)</i>

OR/AND

Matt	<p><i>(Matt on his cellphone)</i></p> <p>Hey Julie I just wanted to check we were still on for this Friday? Great. So I'll see you there at 6 'o clock.</p> <p>Listen before you go I just wanted to tell you something really important... You see Julia I really ...</p> <p>Hello? Can you hear me? Can you hear me now? Can you hear me now? Can you hear me now? <i>(walk around and act as if trying to get signal)</i></p> <p><i>(act as if line gets dropped and phone back)</i> Oh there you are. So as I was saying ... Hello ... can you hear me now? <i>Repeat quite few times until he leaves the room.</i></p> <p><i>(leader comes out)</i> When it comes to cellphones we often have problems getting our message across to someone. Maybe they can't hear us or maybe the line even gets cut off. With God this never happens. There are no missed calls, no lost messages and no <i>(have boy come in and walk out again saying "can you hear me ")</i> and NO CAN YOU HEAR ME NOWs. We can be sure that when we pray, God hears EVERY word clearly!</p>
------	--

3) Bible Story + Lesson

Read Luke 11:1-10 *(Craft option 3 can be used to tell the story)*

Jesus told his friends about a man. One night after the man was in bed, a friend who had travelled a long way came to the man's house.

The friend was very hungry. Please can I have something to eat he asked. But the man didn't have any food to give him. It was late at night, but the man wanted to help his friend.

Then he thought of a neighbour who lived nearby. Even though it was late, the man went to his neighbour's house and knocked on his door. He asked "Could you lend me some bread? A friend has come to visit and I have nothing to feed him!"

The neighbour didn't want to get up. After all, it was late and cold. "Don't bother me. It's late!" he called back. "If I get up, I'll wake the children. I don't want to get up and get you anything."

But the man kept on knocking. He kept on asking him for help. "Please help us! My friend is very hungry. He's come along way and needs some food! " he must have said.

Pretty soon, the neighbour got out of bed, even though it was cold and he woke up the children. He helped a man and gave him the bread he needed. Jesus finished the story by telling his friends, "That's how it is when you pray. **Keep on asking!** Keep on believing that God will give you the best answer. Don't give up. God loves you. He will help you!"

Jesus wanted his friends to know that if the neighbour will help a man who knocked on his door, God will help us even more. God helps us because God loves us.

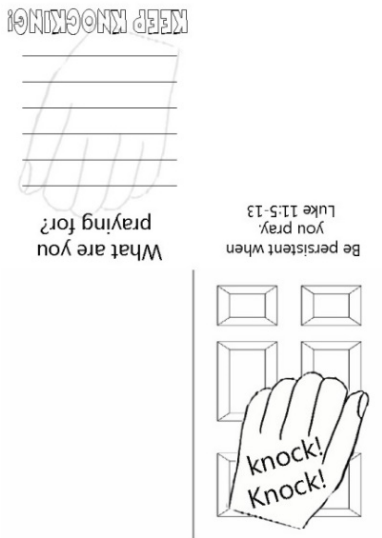
4) Learning outcomes

How does this apply to me?

- Is there something you have asked God for and He hasn't answered?
- Sometimes God makes us ask more than once before He answers our prayers.
Don't give up – He wants you to keep on asking!

5) Craft

Option 1: Knock on the door



Get the children to fold the template to look like a door. Recap the main points of the Bible story. Let them fill in their personal prayer requests that they are still praying for. Remind them to persist as God loves them much more than the neighbour did in the story.

Option 2: Door hanger reminder

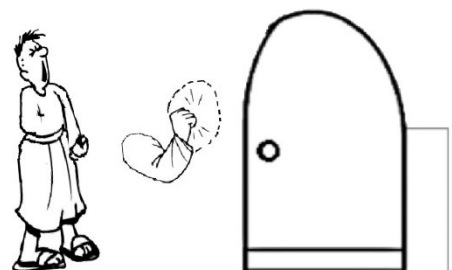



Today our Bible story was about a man who kept knocking on the door and till he got what he needed. Jesus told us this story to teach us to be persistent when we pray. Hang this door hanger reminder on your door to remind you of the story learnt today and to KEEP ON PRAYING! Children can also write the personal things they are praying for on the back.

Option 3: Knocking man

Make a large version and use it to TEACH THE LESSON.

Colour parts. Cut out man, door and arm. Fold door at box. Paste door where indicated. Position feet of man where indicated and paste. Position arm at shoulder and secure through all layers with metal split pin



Lesson Five: God's will be done

Main focus for the lesson:

- To understand the difference between their will and God's will.
- To learn about God's will for Joshua and the Israelites.
- To personally pray for God's will to be done in their lives.

1) Memory Verse

- Matthew 6:10 Your will be done on Earth as it is in Heaven.

Idea to teach the memory verse

Ask: Do any of you know what the word "will" means?
It means plan, Or way. We are praying here for God's **plans** to be done.
We want His plans to be done on earth and in heaven.

Write each word from the memory verse on a different cup or box that you will use to tell the story as explained below. Get the children to help you lay it in the correct order and repeat it together a few times.

Once they mostly know it, remove a cup/box and get them to repeat it until there are no cups/boxes left. The children should then be able to say all of it.

2) Hands on

2.1) Games: Hit the target

Set up target games, see ideas below, where the children have to hit the target to get the highest score. Small prizes/sweets will encourage them to do their best.

At the end of the game ask the children a few questions:

- Who loves playing games where you can be winner?
- What do you feel like before your turn? Are you trying your very best?
- What was your plan when you played the game? Was it your plan to hit the target, get the highest score, win a sweet?
- Whose plan was successful? How did that make you feel?

Our plans can be simple ones like trying our best to win a game or win a sweet. Sometimes we have big plans like doing well at school or helping a friend. When we achieve these plans it's like hitting the target and we are so excited. We are winning!

But when Jesus taught us to pray He said we need to be praying that "God's will be done". We need to be trying our best to do God's plans even if they are different to our plans. God's plans for us are much greater than our plans! Praying for God's will/plan to be done is the very best prayer that we can pray because **God is always the winner!**

Game ideas: Use pavement chalk, paper plates, tape, or even draw targets on board. Here are some other fun ideas.



3) Bible Story + Lesson

Get the children to build a wall using boxes/cups.

Ask them: What would you do if you wanted this wall to fall down? (*use force*) You mean you wouldn't use a trumpet? You wouldn't march?

Does this remind you of a story from the Bible?



<https://www.youtube.com/watch?v=BAkwWE2UGLo>

In Joshua 6:1-21

Many of us already know the story of Joshua and the battle of Jericho. We've often seen it as a fun cartoon of how Joshua used trumpets to make walls fall down. But there is much more to the story than we think. For those of you who have never heard it before, get ready to be amazed at how awesome God's plans are.

In Genesis, that's the first book of the Bible, God told Abram His plan and that was that He would give the Israelite people a special piece of land just for them. This was known as the Promised Land and God had chosen it especially for His people whom He loved, the Israelites. This land was so special that the Bible even talks about it being the land flowing with milk and honey." Leviticus 20:24.

God continued to remind the Israelites many times of His plan. After Abram, He told Isaac and much later He told Israel, then He reminded Joseph and later told Moses too, until eventually it was His plan that Joshua would lead the Israelites to the Promised Land that God had promised so many years before.

Don't you think it was unfortunate that the Israelites had taken so long to follow God's plan as all their mistakes had stopped them from entering the Promised land sooner – it even meant they spent forty years in the desert!

Finally the day had arrived. But wait there was a huge wall and a very powerful nation on the other side of it. But it was **God's plan** that the Israelites would enter the Promised Land. Joshua and his men weren't going to win – God was!

Read Joshua 6:1 The first step of God's plan was that He made the people of Jericho afraid and so no one came out and attacked the Israelites.

Next God reminded Joshua that His plan meant they would be winners. **Read Joshua 6:2**
² But the LORD said to Joshua, "I have given you Jericho, its king, and all its strong warriors.

I'm sure that Joshua was pumped at this moment and then God told him the rest of the plan. **Read Joshua 6: 3-5**

³ *You and your fighting men should march around the town once a day for six days.*

⁴ *Seven priests will walk ahead of the Ark, each carrying a ram's horn. On the seventh day you are to march around the town seven times, with the priests blowing the horns. ⁵ When you hear the priests give one long blast on the rams' horns, have all the people shout as loud as they can. Then the walls of the town will collapse, and the people can charge straight into the town."*

So I think if God had told me of that plan I would have questioned Him. What God? Have you seen the wall? Do you know what a trumpet is used for? But I read the Bible for Joshua's reaction. Nope, not one word of debate. He doesn't question God even a little bit. The very next verse is Joshua calling together the priests and telling them the plan. And then the priests get on with that very plan without even questioning it.

What happens? The walls fall down just like God said they would and Joshua and the Israelites win. From here on Joshua keeps following God's plan and they win battles of many other cities and finally get into the Promised Land as God had planned.

After you have told the children the story, get them to walk around the cups/boxes and blow their trumpets while singing 'Joshua fought the battle of Jericho'.
(<https://www.youtube.com/watch?v=H3QUS4B0iaM>)

Make sure that the cups don't fall down. Conclude by saying: So children we have done exactly what God told Joshua to do and our cups haven't fallen down. Why?

Joshua had faith in God. It was God's very best plan or will for Joshua and the Israelites to follow His instructions and see the walls of Jericho fall down. By marching and blowing trumpets we can't make a wall fall down. But God can. He is so powerful and so mighty. His plans are perfect and they are the best plans.

The next time you pray, before you start listing your requests, stop and ask God what are His plans and remember, even if they are different to yours, or even if they sound a little crazy, trust God. He knows best!

4) Learning outcomes

How does this apply to me?

- God has the very best plans for you.
- The story of Joshua teaches us that God is mighty and powerful.
- When we pray the Lord's Prayer, we pray that His will be done on Earth as it is in heaven, because we know that His will is perfect. When we pray for His will, we are always a winner.

5) Craft

Option 1:



Option 2: Review questions

1. How can we make sure that God's will is done?
We need to know what His will is

2. How do we know His will?

- praying
- reading the bible
- discussing decisions etc. that we are making with our parents or with teachers or older people who know Jesus.

Lesson Six: God provides

Main focus for the lesson:

- God loves us and gives us what we need.
- God meets all our needs and uses us to meet others' needs.
- God gives us daily what we need so we can live out His will.

1) Memory Verse

- Give us this day our daily bread. Matthew 6:11
- God will meet all your needs according to His glorious riches in Christ Jesus. Phillipians 4:19
- Jesus said to them, "I am the bread of life, whoever comes to me shall not hunger, and whoever believes in me shall never thirst." John 6:35

Idea to teach the memory verse

Set up chairs in a circle, facing out. There should be a chair for every child, minus one. Before the children sit in these seats, give them a word from the memory verse. There should be at least two children with each word from the verse. Have all the children sit in a chair, except for the child who is "it" first. Have "it" stand in the middle of the chairs. Together everyone says the memory verse then the leader calls out one word from the verse. Everyone with that word must get up and find a new seat. "It" must try to find a seat, too. The child who does not find a seat is the new "it."

Variation: At any point, "it" can say "bread basket upset!" All children must get up and find a new seat. Play continues until everyone has had a turn to be "it" or it is time to move on to the lesson.

2) Hands on

2.1) Skit: (based on Luke 11:11-13)

Joe	Hey Pam, do you know the man at the shop on the corner?
Pam	Grumpy Pete. Yes, everyone knows Grumpy Pete. What did he do this time?
Joe	Well I went to his shop and I asked him for some fish and do you know what he gave me?
Pam	A snake! I bet he gave you a snake!
Joe	No, he gave me some fish.
Pam	Oh, ok? Are you sure it's not a snake in a fish outfit?
Joe	Nope it's definitely a fish. So I went back to him later to go get some eggs.
Pam	What did you say?
Joe	I said hey Pete, can I have some eggs?
Pam	Let me guess he gave you a SCORPION!
Joe	Nope. He gave me some eggs.
Pam	Really? I thought he would have given you a scorpion. Joe, I don't understand? If he gave you what you asked for why are you telling me this?

Joe	Well I was reading in the Bible in Luke 11: 11-13 and it says that if an evil man, or a man like Grumpy Pete, will give you what you ask for how much more will our wonderful Father in Heaven give to us when we ask.
Pam	You are so right Joe! God provides us with everything we need. He looks after us in every way and even gives us His Holy Spirit.
Joe	Now I understand why the prayer Jesus taught us says "Give us this day our daily bread." God provides for us daily.
Pam	I'm so glad God loves us all. Come let's go and tell Grumpy Pete that God loves him too. <i>(exit)</i>

**2.2) Youtube clip: <https://www.youtube.com/watch?v=fC3FLqDgWRE>
(Song about 5 loaves and fish – Give what you have)**

3) Bible Story + Lesson

One day, Jesus said to his disciples, "Come with me to a quiet place and let's rest." Jesus was hoping to get away from the crowds of people who had been following him wherever He went. Jesus and his disciples got into a boat and rowed across the sea of Galilee to the far shores. Since there were no large towns nearby, they thought they would be alone and away from the crowds.

When they got there, they were surprised to see that THOUSANDS of people were waiting for them! Some people had seen them leave and word had spread quickly. People had run all the way to the other side of the lake. More than 5000 people from towns near and far came to see Jesus! When the tired disciples saw the crowd of people, they must have wondered if they would ever rest again!

Even though Jesus needed time to rest, he cared so much about these people that He wanted to help them. Some people were sick and he made them well. Many people wanted to hear about God, so he told them about his Father.

It was nearly suppertime at the end of the day, BUT the people weren't ready to go home. Nobody wanted to miss anything Jesus said or did! Jesus' disciples were hungry. They knew Jesus and all the people were hungry too.

Jesus knew what to do, but he turned to his disciples and asked, "Where will we buy bread for the people to eat?"

Now Jesus' disciples knew there were no towns nearby. And even a big town wouldn't have enough food to feed such a huge crowd. "It would take a fortune to feed all the people!" cried Philip, one of the disciples.

Jesus knew that feeding this huge crowd of hungry people was a big problem, but he had a plan. Another disciple, Andrew, had met a boy with a small basket that held five small barley loaves and two small fish – just a small lunch! Andrew took the boy to Jesus. He said, "Here is a boy who will share his five loaves and small fish. But this little lunch surely won't feed 5000 people! "

Jesus simply smiled. "Have all the people sit down in groups on the grass," he said.

The disciples hurried away to seat the people. Jesus took the food in his hands. He thanked God for the food. Then Jesus began to break the bread and fish into pieces. The

boy who gave his lunch to Jesus must have gasped. He probably rubbed his eyes and looked again, for his little lunch of five loaves and two fish had GROWN – there were hundreds and HUNDREDS of pieces of bread and fish. Right before his eyes, Jesus was making more of everything!

Jesus gave food to each disciple to pass out to the hungry people. No matter how much food Jesus gave away, there was always more!

The disciples gave food to every single hungry person. When they finished, many people had food left over. They filled 12 baskets with leftover bread and fish! Jesus had made enough for everyone to have plenty to eat – there was even food left over!

Everyone was full and amazed! Jesus had taken that small lunch and made it into enough food to feed thousands and THOUSANDS of people! Because the boy shared his lunch, Jesus could feed every hungry person and show how much He cared about what they needed.

Besides feeding 5000 people, Jesus did many other things to take care of the people's needs. He made sick people well. He was kind to people nobody else cared about. He told stories to help people understand how God loves them. And he taught us that God will give us the things we need when we pray to him and ask him. God will never send you away for talking too much! So don't be afraid to tell him what you need.

(Did you know: Aside from the resurrection, the story of Jesus feeding the 5,000 is the only miracle recorded in all four Gospels. Obviously, the Gospel writers considered this a significant miracle.)

4) Learning outcomes

How does this apply to me?

- What are the things that you need?
- What are the things that you are thankful to God for that He has given you?
- What do you have that you can use to help others?
- Have you given over your basket of fish and loaves?

5) Craft

Option 1: Fish and loaves lunch packet

Put the string in the bag.

Let the child tell the story:

One boy had a lunch bag
(open the lunch bag)

He had 5 rolls & 2 fish
(put in the loose fish/bread)

When Jesus blessed it,
it became enough to feed
everyone!


(reach in bag and pull out
string
with ALL the fish and bread)



Option 2: Fishing Pond review

Write the story review questions onto paper fish. Place a metal paper clip on the fish. Children then use a magnet fishing pole to try and catch a fish. If they can answer the question correctly they can earn a point/ jelly bean. Help them as needed.

• What is a miracle?	• How many baskets were left over?
• Who brought their lunch to share?	• Why were all the people there?
• How many fish did the boy share?	• Which disciple brought the boy to Jesus?
• How many loaves did the boy share?	• Why didn't they buy bread?
• What were the names of 3 of the disciples?	• What did Phillip say was the problem?
• What did you learn from the story?	• Who provides the things you need?



Lesson Seven: God forgives

Main focus for the lesson:

- God forgive us and helps us to forgive others.

1) Memory Verse

- And forgive us our debts, as we forgive our debtors.
- Be kind and compassionate to one another, forgiving each other, just as Christ God forgave you. Ephesians 4:32

2) Hands on

2.1) Object lesson: A little bit of sin

Theme: In God's eyes, even A LITTLE BIT of sin is too much.

Items needed: A small can of cat food with a pop-top lid, a package of brownie mix, water, an egg, nuts, a mixing bowl, etc.

Scripture: For whoever keeps the whole law and yet stumbles at just one point is guilty of breaking all of it. James 2:10

Do you like brownies? Have you ever baked any yourself? This morning I thought we would make a batch of brownies to eat.

First, we'll add a box of brownie mix. (pour it into a big bowl)

Next, the instructions say that we need just A LITTLE BIT of water, so let's pour just a LITTLE BIT of water into the mix.

Then we need just A LITTLE BIT of egg (break an egg and add it to the mix) and a LITTLE BIT of nuts (add nuts). Now, let's mix everything up A LITTLE BIT.

There is one more thing that the instructions don't call for that I think will make our brownies A LITTLE BIT better. I am going to add just A LITTLE BIT of cat food and we'll be done. (Of course, the kids will go nuts. "You can't put that in! It'll ruin the brownies!")

I am only going to put in A LITTLE BIT of cat food in, surely just A LITTLE won't hurt! It's not that big a deal! Just this one time, just one little tablespoon won't make a big difference! Do you really think that just A LITTLE BIT of cat food will ruin the brownies? Well, of course, you are right. Even A LITTLE BIT of cat food would ruin the brownies.

Sin is like this cat food. Sometimes, you might think if you only let yourself sin A LITTLE BIT, it won't hurt. Maybe you think that if you only allow yourself to do LITTLE sins (like thinking mean thoughts about your teacher, or saying you don't have any sweets left to share when you do, or telling your mom you cleaned your room when you didn't) that it won't hurt you, that it is no big deal. A lot of times, we think it is only BIG SINS (like stealing or killing someone) that hurt us or separate us from God. But sin is like this cat food. Even A LITTLE BIT in your life isn't good and can really mess things up, like this LITTLE BIT of cat food will mess up our

brownies. We are all sinners, we know that, and we know Christ died for all our sins, but he wants us to put up the good fight against sin and to try not to let sin keep us away from him, not even A LITTLE BIT of sinning.

Dear Jesus, we thank you for forgiving us of all our sins -- both big and small. Help us to remember that they are all the same in your sight. Help us to forgive others just like you have forgiven us. Amen.

Before you leave, I have some GOOD brownies that I baked without even a little bit of cat food for you. (Pass them out to all of them to eat.)

3) Bible Story + Lesson

Peter had a hard question he wanted to ask Jesus. Jesus had been talking to his disciples about what to do when someone does something mean or no one is kind to you. Peter knew he should love and forgive other people, but he wondered, what about people who are not kind over and over? How many times should I forgive them? So Peter asked Jesus, "how many times must I forgive someone? Should I forgive seven times? "

"Not just seven times, "Jesus answered, "but 77 times."

That was a big number. Jesus meant that we should forgive people over and over! Forgiving others didn't sound easy to Peter! Jesus told a story so that Peter would understand how important it is to forgive. Jesus' story was about a king who had many servants. One of the servants borrowed a lot of money from the King. One day the king called for the servant.

"You must pay me the money you owe me" the king ordered. Well, the servant owed millions of Rands. There was no way the servant could pay back that much money!

"I don't have the money," said the servant. The servant must have been very scared. What will the king do to me? He must have wondered.

"Then you and your family must be sold as slaves, and everything you own will be sold to repay the money, "declared the King.

"Oh, please, your majesty, "the servant cried. "I will pay back everything I owe. Please be patient."

The King felt sorry for his servant. "Okay," the King said, "you don't have to pay back your debt now or EVER. You no longer owe me any money!"

The servant must have been very happy. The king had forgiven him his enormous debt! But that wasn't the end of the story.

While the servant was walking home, he saw a friend who had borrowed a very small amount of money from him. When the servant saw his friend, he grabbed him. "You owe me money," he growled. "Pay it now!"

"I'm really sorry," said the friend. "I don't have the money now. Please be patient. I will pay back what I owe you."

"No," said the servant, "I won't be patient!" And he had his friend thrown in jail because the friend could not immediately pay back what he owed.

Other people saw what the servant did to his friend. "Do you remember the servant who owed you so much money – the one whose debt you forgave?" the people might have said to the King. "He just put his friend in jail because the friend couldn't pay him back a SMALL amount of money."

The king was furious! He sent for the servant immediately. "I forgave you a LARGE amount of money. In the same way, you should have forgiven your friend for a small amount!" The king said. "Now you will be put in prison!"

Then Jesus said, "God is like the king who forgave." Jesus wanted people to know that God forgives us, and he wants us to forgive others too!

The king forgave his servant, but the servant didn't forgive his friend. **Jesus told the story so that we would know God wants us to forgive others because He forgives us.**

4) Learning outcomes

How does this apply to me?

- Are there things you need forgiveness for?
- Are there others you need to forgive?
- Because God has so lovingly forgiven us, we need to also forgive others.

5) Craft

Option 1: Children can use playdough/ magazine cut outs to make happy faces on the pictures below.

Forgiving Makes Us Happy



Lesson Eight: God protects

Main focus for the lesson:

- God helps us to do what is right.
- God helps us to say no to temptation.

1) Memory Verse

- And lead us not into temptation but deliver us from evil. Matthew 6:13
- I have hidden your word in my heart that I might not sin against you. Psalm 119:11

Idea to teach the memory verse

Let the children each take turns with a shield and knock off the “temptation” balls from the “hands on” section. As they knock them away they say
“Lead us not into temptation but deliver us from evil. Matthew 6:13

Or

Have little hearts hidden around the classroom. Let the children find them and bring them to you. Give them a jelly bean for saying the verse correctly (help them as needed)

2) Hands on

Perform the following game/s:

2.1) Object lesson

You will need:

- A marked out area for the person resisting temptation.
- Small balls/socks or sponges you can throw. Some can be labelled with temptations relevant to your group of kids.
- A marked out area for the volunteers throwing the “temptation” balls.
- A large sheet of material with “God’s word” written on it.

Say:

Being tempted is being drawn to doing something that is wrong. Often we know that it is wrong but we feel attracted to trying to do it any way.

We are tempted every day of our life. Like when a teacher tells us to not to copy but you know your friend has the right answer, or when you mom says you can’t watch age restricted movies but you’re at your friend’s house and she will never know.

(Give examples that the children can relate to and label some of the plastic balls with these “temptations”.)

It is sometimes hard to resist temptation. Let me show you how hard it is. *(Choose one volunteer to stand in their marked out area and have a group of volunteers stand across from him in another marked out area.)*

Say to the volunteers: On my mark I want you to see if you can hit the leader/volunteer with your temptation ball. Remember you are not allowed to leave your marked off area. Ready GO!

Then ask the leader/volunteer: Did any of the temptation balls hit you?

They were somewhat hard to avoid. Temptation is like that, it comes at you from everywhere.

Then ask the kids: Do you think I can stand here without being hit by temptation?

Before they start have two leaders take the "God's word" sheet of material and stretch it out in front of you as a shield. The balls will just bounce off of it and you won't be hit.

Conclude: See, God has given us His Word so that we might be able to fight off temptation and defeat Satan. God's word is very powerful. It can act as a shield between us and whatever Satan tries to throw at us.

Today we are going to learn about a time Jesus was tempted by Satan. What do you think He will use to resist him?

3) Bible Story + Lesson

Before Jesus began the important work that showed that He was God's son, Jesus went to a very quiet, lonely place in the desert. He went to be alone and pray, Jesus went to talk with God and prepare himself for the big job that God had given Him to do. He stayed for 40 days! And during that time Jesus did not eat anything!

At the end of the 40 days in the desert, God's evil enemy, Satan, came to see Jesus. Satan planned to stop Jesus from doing what God had sent him to do. Satan didn't want Jesus to heal people. Satan didn't want Jesus to tell everyone about God's love. And Satan ESPECIALLY didn't want Jesus to take the punishment for sins so that God would forgive people! So Satan planned to get Jesus to do something that was wrong.

Satan knew Jesus was very hungry. Jesus was probably very tired too. So Satan figured this was a good time to tempt Him. First Satan showed Jesus a stone and he asked, "Since you are the son of God, Why don't you make some of the stones into bread?" Some nice fresh bread would taste so good! Would Jesus give into the temptation?

Jesus knew Satan was out to trick him. He remembered what was written in the Scriptures. Jesus answered, ***"It is written: 'Man does not live on bread alone, but on every word that comes from the mouth of God.'"***

Jesus meant that knowing and obeying what God said was more important to Him than eating – even when He was very hungry. Whew! Jesus made it through Satan's first test.

But Satan wouldn't give up so easily. He had another idea. He took Jesus to the top of the temple in Jerusalem, one of the tallest buildings in Bible times.

"Why don't you prove to everyone that You are God's son?" Satan taunted. "If you jump off this building, angels will come and save you. It would be really amazing!" Satan even quoted a Bible verse to make it sound good.

Of course, Jesus wanted many people to know that he was God's son. He knew that jumping off the temple without hurting himself would impress A LOT of people to believe in him. Would he give in to the pressure?

Jesus answered him, **"It is also written *do not put the lord your God to the test.*"**

Jesus knew better than to test God's love for Him. The Bible said it was wrong to try to make God prove Himself to people. Yes! Jesus passed the second temptation.

Satan STILL did not give up. Satan took Jesus to the top of a very high mountain. Looking from there, he showed Jesus all the beautiful kingdoms of the world. Then he said to Jesus, "I will give you all of this – everything in the world – if you would just bow down and worship me, instead of God."

Satan would give Jesus anything if it meant he could get Jesus to disobey God. Jesus said to him, "away from me, Satan! **For it is written: *worship the lord your God, and serve Him only.***"

Jesus passed the last test! Jesus hadn't come to earth to show off, do tricks or get things for Himself, or even to become king of the world. He came to obey God and to help people know how to love and obey God too. And what happened to that evil tempter, Satan? He left, DEFEATED. HE LOST and God sent his angels to take care of Jesus.

From the time Jesus was a young child, He had learned God's word. Knowing God's word helped Jesus turn away from Satan's temptations. When we are tempted to do wrong things, knowing God's word can help us say NO to temptation too.

We can also ask God to help us stay away from temptation. That's why in the Lord's prayer we pray, ***and lead us not into temptation, but deliver us from evil.***

REMEMEBR: Being tempted is not sin. Even Jesus was tempted. Only when we choose to accept the temptation and follow it, is it sin.

4) Learning outcomes

How does this apply to me?

- Do not be scared that Satan is trying to tempt you but rather be excited in knowing that God has given you His word to help protect you.
- Remember to pray and ask God to help protect you from temptation and He will!
- If you mess up and give in to temptation, know that God will forgive you when you ask Him to.

5) Craft

Option 1: Shields

Captain America is known for his powerful strong shield but God's word is even stronger! It can resist even fiery darts.

Let the children use paper plates to make their own shields. Get them to write/stick on memory verses that will help them resist temptation.



Lesson Nine: God rules

Main focus for the lesson:

- God is always in control.
- God will never change.
- Nothing is more powerful than God.

1) Memory Verse

- For yours is the kingdom, and the power, and the glory, forever. Amen.

Idea to teach the memory verse:

Have the words each written in a piece of paper. Hide the paper around the room or in the garden. Get the children to find the paper and bring it to you. Then say the memory verse and get the children to help you rearrange the words to get it into the right order.

2) Hands on

2.1) Game:

Play the musical chairs game, each child will have to leave their chair and run around. When the music stops they need to find another chair and sit down. If the child does not get a chair then they are out. Every round the teacher removes another chair. Eventually one child will be left on a chair. Use the game to explain that God is our King and he will never leave His seat, He will never get off His throne. He is the King, He is powerful and we are part of His wonderful Kingdom.

2.2) Object lesson:

Have two cut twigs or small branches, one that is dead and one that has been recently cut. Show them to the children.

Ask them if there is anything that they can do to make this old twig look like the new twig?
Ask them what will happen to the new twig?

Who has the power to bring something back from the dead?

Today we are learning about Jesus and what He did on the cross. He died and he rose again or came alive again. God is so powerful that He brought Jesus back to life. No other person can do that, only God.

3) Bible Story + Lesson

Today we are going to learn the last part of the Lord's prayer. "**For yours is the kingdom, and the power, and the glory, forever. Amen.**" It is a super exciting part because it reminds us that God is in control, He will never change and His Kingdom will always reign. It also tells us that God has all the power and Glory FOREVER. God will never change and He will continue to be the greatest and strongest.

Amen is the last part. The word Amen is Aramaic for 'so be it'. So we always say it at the end of our prayer because we are saying to God "and so be it", may you answer our prayer.

Sometimes when we pray we make it all about our list of requests. But prayer is about focusing on God. When we become aware of whom we are speaking to, the One who cares for us far more than we even care for ourselves, we begin to realise that the God we are addressing is infinitely more powerful than our circumstances.

We must realise that in every prayer we offer that God alone is ruler of the kingdoms of heaven and Earth. We need to trust that God has the real power and deserves all the glory because of who He is and what He has done.

By raising Jesus from the dead, He has proven His control over everything and by giving us a place in His eternal kingdom, He makes His greatness personal, deserving our eternal adoration.

Read Matthew 26:36-28 before telling the story:

(Websites such as <http://kinderbijbeltijd.nl/flanelbord/> or https://drive.google.com/file/d/0ByMy2_AV3VDWUm5yVINKUWRZNXC/view have lovely coloured pictures that you could use on a magnetic board or as puppets. Tip: placing a piece of sand paper behind a laminated picture will help it cling to a board wrapped in felt.) During Jesus's life, He spent a lot of time with his friends the disciples. His disciples wanted to learn everything He had to teach Him. Not only His friends loved Him, but THOUSANDS of people also loved Jesus and believed God had sent him.

But not everyone was glad about what Jesus was saying or doing. In fact, some people thought that He was getting to be a little too popular. They hated Jesus. And they planned to get rid of him – for good!

One evening, Jesus wanted to talk to God. He and his disciples went to a garden to pray. Jesus knew that soon he would face a really hard time – even harder than when Satan had tempted Him in the desert. Before Jesus went off by himself to pray, He asked his friends to pray, too. Later when He came back, He saw His disciples had fallen asleep.

"Couldn't you stay awake with me for just a little while and pray?" Jesus was disappointed.

Suddenly soldiers rushed into the garden with swords. They arrested Jesus and took Him away. He went to trial that very night. Many people – even the judge – knew that Jesus had done nothing wrong. But the angry people demanded that Jesus be sentenced to death. It was decided. He would die by crucifixion.

Later the next morning, Roman soldiers made Jesus carry a heavy cross on his back. Jesus had been badly beaten. He could hardly walk. When he stumbled and fell under the weight of the cross, the soldiers forced another man to carry the cross for Jesus. When they were at the place of crucifixion, the soldiers nailed Jesus to the cross and placed it into the ground. People came to Jesus and spat on him. They said terrible things to him. Jesus let them, even though he could have stopped them. Jesus was willing to be hurt and killed because he loved people so much. It was all part of God's plan. Jesus CHOSE to take the punishment for our sins.

While all of this was going on, the sky got very dark. After three long hours, Jesus took his last breath and died. At that moment a powerful earthquake shook the ground! The rock split apart! Everyone was terrified! Many people exclaimed, "Jesus MUST be the son of God!"

After Jesus died, his body was put into a tomb— a little cave in the side of hill. A huge rock was rolled in front of the doorway so that no one could get inside and two soldiers guarded the tomb. Jesus's friends went home feeling sad and hopeless. To them, it looked like everything had gone wrong! But they didn't know about God's plan to show his love and power to the whole world.

On the third day after Jesus died, some women who were Jesus' friends got up very early and went to the tomb. When they got to the tomb, another earthquake shook the ground. It shook so hard that the rock that sealed the tomb rolled back and the tomb was opened. Suddenly the woman saw an angel from God, sitting right on top of the rock! The guards shook with fear!

The angel spoke to the women, "Don't be afraid. I know you are looking for Jesus. But I have got good news! He isn't here because he's alive! Look! Look inside the tomb! Then go tell his disciples! Jesus will meet them in Galilee."

The women began to run to tell the good news, their hearts beating fast. Suddenly there was Jesus – right in front of them! They stopped, amazed. What, is it *REALLY* Jesus? They may have thought.

"Greetings," Jesus said.

It WAS Jesus! They rushed to Him and bowed at His feet, worshipping Him. Now they were POSITIVE that Jesus was God's son. Jesus told the women to tell His friends that He was alive. They must have run like the wind! Coming through the door to the house where Jesus' friends were they said, "Jesus is alive! We've seen him! "

Before long, Jesus met with His friends. They saw for themselves that God's power had risen Jesus from the dead. Now, everyone who believes in Jesus' powerful resurrection can be forgiven and can be God's child for ever.


4) Learning outcomes

How does this apply to me?

- We can praise God for raising Jesus from the dead and for giving us a place in His Kingdom when we accept Him into our hearts.
- When I pray I must remember that I am praying to my powerful Father who is the ruler over everything and that He deserves all the glory.
- Discuss a time in your life when you have seen God do a miracle or a work in your life? How did this show you that God is powerful?

5) Craft

Option 1:



Today the symbol of the cross reminds us of Gods power over death, and that Jesus' death gave us a place in God's kingdom forever. That's why we pray "For yours is the Kingdom, and the power and the glory forever, amen". God is powerful and mighty. We must remember to give Him all the glory when we see amazing things happen in our lives. God rules, He is always the winner.

Let the children decorate their cross to remind them what Jesus did for them.

Lesson Ten: God is for everyone (teach others how to pray)

Main focus for the lesson:

- God desires everyone to be in a relationship with Him.
- God loves it when His children talk to Him.
- To know the Lord’s Prayer and believe in what they are praying.
- God answers our prayers and we can use these testimonies to tell others how amazing God is.


1) Memory Verse

- Matthew 6:9-14


So now over the last few weeks we have learned parts of the Lord’s Prayer but today we see it all come together. God loves it when we pray and He wants to answer prayers.

Idea to teach the memory verse:

Break up into small groups. Let the children throw the dice and whichever part it lands on they have to say that part of the verse. This could also be done with pictures for smaller children.



Our Father who art in heaven, hallowed be Thy name;




Thy kingdom come; Thy will be done on earth as it is in heaven.



Give us this day our daily bread; and forgive us our trespasses



as we forgive those who trespass against us;



and lead us not into temptation, but deliver us from evil.



Amen.

	Amen.
	Thy kingdom come; Thy will be done on earth as it is in heaven.
	and lead us not into temptation, but deliver us from evil.
	as we forgive those who trespass against us;
	Our Father who art in heaven, hallowed be Thy name;
	Give us this day our daily bread; and forgive us our trespasses

2) Hands on

2.1) Object Lesson:

Place a dried out hard sponge on a plate. Pass it around so that everyone can feel it. Explain that when the sponge is tough like this it actually has very little purpose.



But when water is poured over the sponge the sponge soaks up the water and then the sponge becomes purposeful and functional. A sponge can then do what it is meant to do - clean and dry up messes.



When we spend time with God, when we spend time in His presence, praying to Him, it is like God pouring water over us. He makes us functional.



And when tough times come, when we get squeezed then it is God that oozes out of us. The best place to be is in God's presence talking and praying to Him. Let God fill you and use you for the purpose He created you for.

2.2) A story of answered prayer

Who knows Marcus and Adele? Well they lead our church.

Adele told me a wonderful story of a prayer that she prayed and how it was answered. Now Marcus and Adele went down to the coast to teach at one of the churches. They stayed in a guest house for a few nights.

While at the guesthouse Adele realised that her wedding ring was missing. She, Marcus and the owners of the house searched everywhere for the ring.

Adele was feeling terrible to have lost her wedding ring. Before bed Adele decided to pray and ask God to help her find her ring.

When she woke up in the morning she had a clear picture of the drawer next to her bed where she had been sleeping at the guesthouse. God showed her exactly how the drawer looked and where her ring was in the drawer.

When Adele phoned the guesthouse she told the lady exactly where to look in the drawer and there the lady **found it**.

What an awesome answer to prayer! What an amazing testimony Adele now has that she can share with others. **God is a God who answers prayers!**

3) Bible Story + Lesson

Read James 5:13-18

13 Is anyone among you suffering? Let him pray. Is anyone cheerful? Let him sing praise.

14 Is anyone among you sick? Let him call for the elders of the church, and let them pray over him, anointing him with oil in the name of the Lord.

15 And the prayer of faith will save the one who is sick, and the Lord will raise him up. And if he has committed sins, he will be forgiven.

16 Therefore, confess your sins to one another and pray for one another, that you may be healed. The prayer of a righteous person has great power as it is working.

17 Elijah was a man with a nature like ours, and he prayed fervently that it might not rain, and for three years and six months it did not rain on the earth.

18 Then he prayed again, and heaven gave rain, and the earth bore its fruit.

So here in the book of James, James has written this book to encourage Christians to live Godly lives. In James 5 he encourages us to pray.

At every stage we need to pray. When we are suffering, when we are cheerful, when we are sick and when we confess our sins. We can pray for people who don't know God and God can answer their prayers. Then we know that He is amazing and mighty and He wants a relationship with everyone.

Making the Lord's Prayer applicable to me:

(Jesus said) Pray like this,

Our Father in heaven, may your name be honoured

How does it feel to be able to call God your Father? Tell him how you feel.

How can I honour God's name today?

May your Kingdom come soon



How does your community need to change to be more like what God wants? Pray it happens soon.

What can I do today to help bring God's kingdom to my community?

May your will be done here on earth, just as it is in heaven.

What can you pray for today for God's will to be done on earth? Check out the news and pray.

What is God asking me to do today?

Give us our food for today

God provides for our day to day needs and gives ways for us to take care of ourselves. Thank him.

What do I need to do to trust God today?

and forgive us our sins

Why is it important to ask for God's forgiveness every day? **(1 John 1: 9)**

Go on then, Ask!

just as we have forgiven those who have sinned against us

Why is it important to forgive others who have hurt us? **(Matthew 6: 14-15)**

Is there anyone I need to forgive today?

And don't let us fall to temptation but deliver us from the evil one.

God helps us recognise temptation and gives the strength to overcome it. **(1 Corinthians 10: 13)** Ask him to help you do the right thing today?

I will try to stay away from anything which tempts me to do wrong.

4) Learning outcomes

How does this apply to me?

- Work through the **"Making the Lord's Prayer applicable to me"** section above with your children

5) Craft

Option 1: Daily Prayer Journal

Encourage children to keep a record of the things and people they are praying for. Help them find and record Bible verses that have inspired them this term as well as ones that will keep them firm in trusting God to answer their prayers.

Option 2: Lord's Prayer Mini Book

Print them back to back. Fold and trim edges so book can open.

