


**SEEK & YOU WILL FIND**



**GOD'S  
TREASURES**



## **Contents:**

	<b>Seek and you will find ...</b>	<b>Page</b>
<b><u>Teacher's letter</u></b>		<b>3</b>
<b><u>Lesson 1</u></b>	<b>...God is the greatest treasure</b>	<b>5</b>
<b><u>Lesson 2</u></b>	<b>...Salvation</b>	<b>11</b>
<b><u>Lesson 3</u></b>	<b>...the answer in the Word</b>	<b>15</b>
<b><u>Lesson 4</u></b>	<b>...your value as God's treasure</b>	<b>20</b>
<b><u>Lesson 5</u></b>	<b>...your talents are your treasures</b>	<b>23</b>
<b><u>Lesson 6</u></b>	<b>...the Holy Spirit</b>	<b>27</b>
<b><u>Lesson 7</u></b>	<b>...you are a treasure to others</b>	<b>32</b>
<b><u>Lesson 8</u></b>	<b>...lost treasures</b>	<b>34</b>
<b><u>Lesson 9</u></b>	<b>...treasures in Heaven</b>	<b>37</b>
<b><u>Lesson 10</u></b>	<b>...where your heart is</b>	<b>40</b>

## **Seek and you will find...**

### **LETTER TO THE TEACHERS**

If ever we come across something valuable, we will often do what we can to obtain that item. If we own something valuable, we would often do whatever we can to protect and keep that item. However, sometimes we can forget or not be fully aware of the value of something that we possess. Our pray this term is that we would become far more aware of what we have through Jesus our Lord and Saviour, and in having revelation of how valuable this is, we pray that you would do everything you can to keep these treasures in Jesus.

This term, you need to remember the incredible treasure we have in Jesus, so that our children can believe in this incredible treasure too. Jesus is not a “nice-to-have”. Jesus is a “must-have” and he gave himself to us. Our response needs to be to desire him more than anything else.

Have fun this term in searching deep Biblical truths and seeing great revelation change the lives of our children and you. Have faith that they will seek Jesus, find Jesus and cherish him above all else. Our prayer this term is that, while many feel poor in what the world may offer, our people will feel rich in simply having Jesus as their own.

Let us seek together, let us find together, and when we see Jesus, let us glorify him together. What a great treasure we have in him.

Introduce the theme each week:

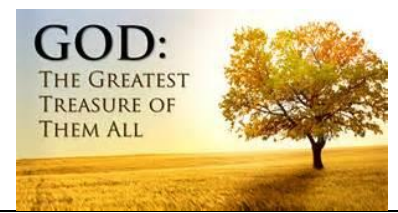
	<p>Have magnifying glasses and variety of jewels set out with price tags for the children to decide which is worth the most. Fun fact: Tanzanite \$1000 per carat; black opal \$2 300 p.c; Red Beryl \$10 000 p.c; painite \$60 000 p.c and the rare pink diamond has been sold for over <b>\$1 000 000 per carat</b>  <b>Lesson:</b> But there is an even greater treasure than this!</p>
	<p>Use the picture to find the missing object from the bottle and work out the treasure of the week.</p>
	<p>Take a drawstring bag fill it with a few items, including a Bible. See if the children can feel which one is the Bible.</p>
	<p>Spot which jar has the treasure in. (<i>seek between the squishies</i>)</p>
	<p>As the children arrive let them play I-spy using the picture to try and find the blue sapphire.          Then play I-spy with them naming talents, other qualities about them that you love</p>
	<p>Use the “You will receive power” circuit board to find out this week’s theme.</p>
	<p>Big weekend report back followed by game stations in the garden</p>
	<p>Set up a tray of “moon sand” and have 10 coins hidden in the mixture for the children to scratch and count how many they can find.  <i>(recipe ratio: 8 cups of flour to 1 cup of baby oil)</i></p>
	<p>Children shake the oyster to try and guess the object inside. Have a peak in the window to see if you are right! Which one of these is the treasure we will be learning about today?  <i>(have oyster sticker there to compare)</i></p>
	<p>Set up a “pan for gold station” using colanders and gold nuggets.</p>



# Lesson One: Seek and you will find God is the greatest treasure

## Main focus for the lesson:

- God is our greatest treasure.
- God says if we will seek Him, we will find Him.
- Like the sick woman seek Jesus and come close to Him.




## 1) Memory Verse

- Jeremiah 29:13

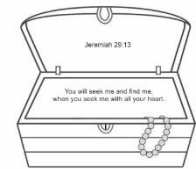
**You will seek me and find me when you seek me with all of your heart.**

## Idea to teach the memory verse

Let older children use magnifying glasses to find each word of the verse.



Younger children can say "You will seek me and find me" before using the magnifying glass to find the different treasures about God.



Add actions to the verse by using their hands as binoculars. Each time they say the word seek they change from standing to crouching.


## 2) Hands on





### 2.1) Skit:

Have someone dressed up as a treasure hunter: with khaki clothes, glasses, and big spade. You could have a rolled up map in her pocket and she could come in with a big pack that looks full of treasure.




Leader	<p>Morning children. Who can tell me what the greatest treasure is? <i>(let them give some answers)</i></p> <p>Well those are all great examples of treasure but none of them are the greatest treasure. The greatest treasure is God and I'm going to tell you why ...</p>
Treasure seeker	<p><i>(treasure hunter stumbles in and interrupts)</i> Oh good morning everyone. My name is Sophia and I am a treasure hunter. I have been all around the world. I seek and then I find different treasures. I love treasure. It's so shiny and sparkly and costs so much money. I have been searching all over the world to find the GREATEST treasure.</p> <p>Let me show you what I have found so far and you can help me decide if it's the <i>greatest</i> treasure. <i>(decide if you</i></p>



	<p>want to make her a photo album with all of the pictures or make a slide show if you have a T.V.)</p> <p>When I was seeking for treasure in Egypt I went into the depths of the pyramids and found this treasure. It's the oldest treasure I've ever seen! Do you think this is the greatest treasure?</p>
Leader	Children, is that the greatest treasure? Nope. That treasure is old but the <i>greatest</i> treasure I was going to tell the children about existed even before the world began.
Treasure seeker	<p>Wow! Before the world began!!</p> <p>Well to find this next treasure I put on my scuba gear and went into this sunken ship and look at the treasure I found. Gold coins!!! They're a little rusted and worn away from being under the sea ... but do you think this is the greatest treasure?</p>  
Leader	Are these worn away coins the greatest treasure? Nope. The greatest treasure I want to tell you about <u>lasts forever!</u>
Treasure seeker	<p>I even went to Buckingham palace to visit the Queen. I love her crown. It's so shiny and beautiful. Unfortunately she wouldn't let me have it. Is the Queen's crown the greatest treasure?</p>  
Leader	The greatest treasure we're going to learn about isn't just for the Queen. This great treasure is for everyone!
Treasure seeker	Oh please you have to tell me where I can find this treasure!
Leader	This treasure that we have is the most valuable and most important treasure you will ever find. This treasure can't be bought with money. Each and every child here has this treasure because they looked for it and they found it.
Treasure seeker	They all have this treasure?
Leader	<p>Children can you tell Sophia who the greatest treasure is?</p> <p>Yes God is the greatest treasure...</p> <p>God has always existed</p> <p>God lasts forever</p> <p>God is for everyone</p> <p>And God lives in our hearts.</p>

	When you read the Bible and seek God more you will find out so much more about Him and how great He really is!
Treasure seeker	What there's more!
Leader	Oh Yes. MUCH more. Seek and you will find God is the greatest treasure because God never stops loving me. God always provides what I need. God protects me every minute of the day. God heals me when I am sick. God gives me joy when I am feeling sad. God gives me courage when I am feeling anxious.
Treasure seeker	<i>(Sophia gets all excited and shouts out.)</i> I have searched all over but this really is the greatest treasure I have ever found. God really is the GREATEST treasure!!!

### 3) Bible Story + Lesson



In Matthew 9:18 it tells us about a lady that was very sick for 12 years!!!! The Bible doesn't tell us much about how she felt or what she did but I know if I was that lady this is what I would have done... *(drape a piece of material over your head to look like the lady with the blood issue as you tell her story as if it was your own.)*

I am the lady that was battling with my health. I had an issue with blood. You can see that I am smiling but it is only since I found my greatest treasure, God, and He healed me that I can smile like this.

I was sick for 12 long years. My tummy was so sore and I was so weak from my illness. Put your hand up if any of you have been sick? So I can see you all know how I must have suffered for 12 years!!!

I was desperate to find a cure. I looked everywhere for someone that could help me. I went to so many different doctors but none of them could help me. I took so many different medications but none of them could help me. I even went to some people who weren't doctors but who said they could help me but none of them helped me. They gave me medication but none of that made me better. Every morning I would wake up with this problem and every evening I would go to bed with this problem. I needed a solution, I needed something to change.

On several occasions when I was walking in the market to get food, I had heard people talking about this man. They called him Jesus. They said that He had been healing people. At first I thought it sounded strange. I mean how could this man heal people? I had been to every doctor in this city hoping for healing and I had left feeling disappointed. Could this man really heal me? There was a little flicker of hope in my heart.

For several days I could not stop thinking about this man. JESUS. My heart kept saying, 'if you seek me you will find me'

That phrase went around my head thousands of times. I just knew I had to go and find this man.

One morning I got up early, I said to myself today is the day that I am going to find this man Jesus. I went into the market at around 10am and asked some of the store owners if they had seen Jesus. They hadn't. I walked around the market and walked around again.

Suddenly there was shouting and screaming. A ruler in our town came crying, he fell down on his knees at this other man's feet. He cried out and explained that his daughter had just died, and he wanted this man to come and touch his daughter and raise her from the dead. My heart was pounding and I had a lump in my throat. The ruler wanted this man to raise his daughter from the dead. That must be Jesus. My mind was racing. No Jesus, don't leave. I need you, I need your healing, help me, and these thoughts were running around in my head.

I just knew He could heal me, I had to, I just had to I ran up behind him and touch Him or even just His cloak. I knew that if I did that He would heal me.

As I brushed the rim of His cloak, He turned around and looked at me. His eyes were so loving, it was as if He looked right inside me. He said to me "take heart, daughter, your faith has made you well".

Straight away I was healed. In an instant I was set free from 12 years of pain and discomfort. I knew I had to seek this man. I found Him. He healed me. He is my greatest treasure.

#### 4) Questions and discussion points

*Remove material and discuss with the children:*

How long was the lady sick for? (12 years) That's a long time isn't it!  
We don't know for sure what this particular lady tried to do to get better but we do know that when she looked for Jesus and had faith in Him she was healed!

We need to learn from this lady ... we need to come to Jesus ... we always need to be seeking to find out more about Jesus... not only when we are sick or need something... but just to get to know Him more and to love Him more.

The Bible tells us in Jeremiah 29:13 ***You will seek me and find me when you seek me with all of your heart.***

It doesn't say "you *might* find me" or "if you are good you'll find me" or "only some people will find Him." It says seek me with all of your heart and YOU WILL find me.



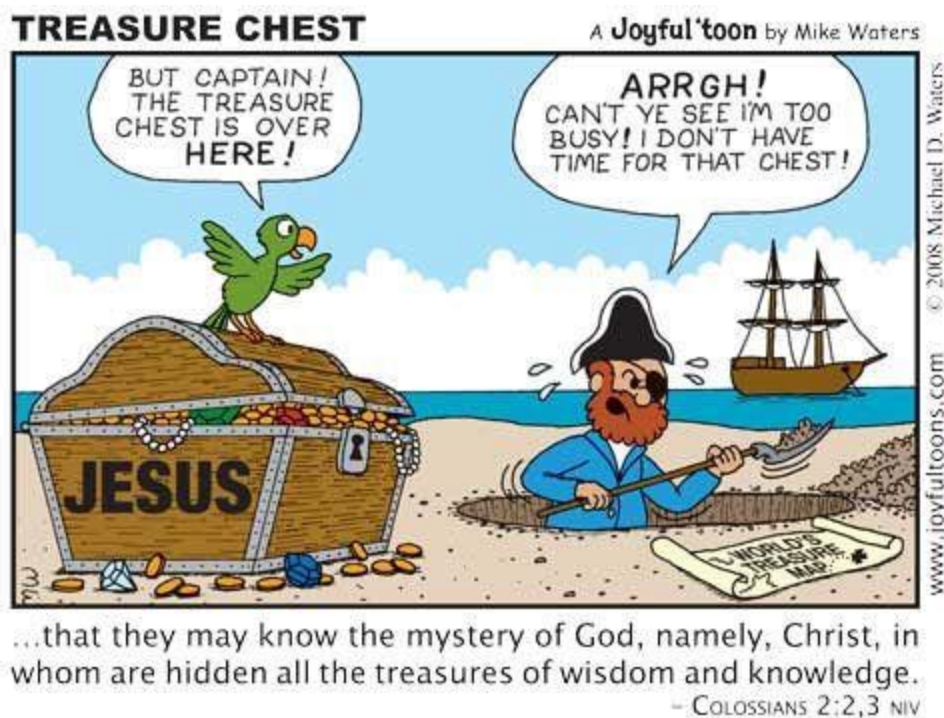
Today we learnt that God existed before anything else, He lasts forever and **He is for everyone.**

When this lady touched Jesus' cloak there were so many people around Him – but yet He noticed her! Jesus always notices us. He is our great treasure and He wants us to find Him! Are you ready to seek Him more?

1. Do all the children in your class know of this treasure? Has everyone invited Jesus to live in their hearts? Give children a chance to ask Jesus to forgive them of their sins and to come and live in their hearts.
2. How can we seek God more?




3. If we have this treasure in our hearts should we share God with others? And how do we do that?



## 5) Craft

Encourage children to take crafts home and use them to teach the lesson

**Option 1:** Children decorate their treasure chests on their sticker treasure map. ( A map with stickers each week will be provided)














**Option 2:** Make a treasure chest or treasure chest for them to fill with all the wonderful things we know about God. Or store memory verse game inside.



### Option 3:

Make a memory game for the children

GOD IS OUR GREATEST TREASURE	GOD IS OUR GREATEST TREASURE	God is mighty  Deut 10:17	God is mighty  Deut 10:17
God is forever  Deut 33:27	God is forever  Deut 33:27	God is for everyone  John 3:16	God is for everyone  John 3:16
God always loves  Psalm 136:26	God always loves  Psalm 136:26	God can be found  Jer 29:13	God can be found  Jer 29:13
King of Kings  Rev 19:16	King of Kings  Rev 19:16	God is strong  2 Cor 12:10	God is strong  2 Cor 12:10

### Option 4:

Activity pages for older children

#### Quiet Time With God

Spending time with the Lord brings sweet rest

a	t	q	i	q	s	e	e	s	i
y	y	i	l	u	b	p	n	e	
o	n	y	t	s	l	i	e	o	p
e	e	d	e	i	r	b	e	i	y
r	t	u	s	i	n	l	r	t	c
s	u	t	t	n	s	e	i	o	a
n	e	s	b	a	y	s	r	v	l
n	o	i	t	a	t	i	d	e	m
o	i	t	r	r	u	e	o	d	s
p	n	p	e	a	c	e	a	r	e

Bible  
Listen  
Prayer  
Spirit

Calm  
Meditation  
Quiet  
Study

Devotions  
Peace  
Serenity

## Lesson Two: Seek and you will find salvation

**Main focus for the lesson:** (Be sensitive to children fearful of dying)

- Children understand that Jesus takes away our sin
- Children know that Jesus has gone to prepare a place for them in Heaven
- Simple explanation of what Heaven will be like according to Revelation 21

**NB: Revelation 21 is John's attempt to describe the vision he sees. So we cannot teach it as a literal/exact picture of Heaven. The jewels and imagery are his efforts to describe something so beautiful beyond words. I encourage you to teach Heaven as an amazing place, beautiful and beyond words but where we live with God always. Scripture teaches of a new Heaven AND Earth so this will become our home. Similar to now in ways, but perfect and beautiful as God designed it to be.**

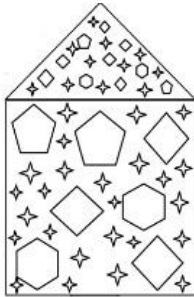
### 1) Memory Verse

- *John 14:2*

***In my Father's house there are many mansions... I go to prepare a place for you.***

#### Idea to teach the memory verse

Play an adapted version of pin the tail. Have the background be an example of Heaven and each child gets given their own small cut out house. They can even write their name on it. *(an example template is provided as a craft option)*



Leader says Jesus said *"In my Father's house there are many mansions ..."*

And children personalise it by saying ***"Jesus goes to prepare a place for me!"***

### 2) Hands on

#### 2.1) Object lesson:

You will need: Signs saying "God" and a happy/sad face as well as a box of each colour and with the following labels: Green –God made me; Yellow –Heaven; Red- Jesus' blood; white –forgiven; black -sin; blue- Holy Spirit

Today we are going to show you some different coloured boxes. Each colour teaches us something very important. I want to see if you can remember what each colour means.

First we have the green box. Just like the green trees and green grass God made us! We were created by God. That makes me feel happy (stick the happy face on the green box) God created us so that we could love Him and be with Him in Heaven one day. (Take the green box and place it next to the yellow box)

(Make the black box move the green box away from the yellow box – 3 box spaces away. Yellow remains where it is) But when we choose to sin it separates us from God. Sin cannot get into Heaven – so as long as we have sin we cannot be with God in Heaven. That makes me sad (turn over face to be sad face)

But God loves us and He made us to be with Him one day so He made a plan for us to get

rid of our sin. Do you know what that plan was? (Hold up red box for them to answer and then put the red one in front of the black one. Make the red one push the black one backwards out of the line) Yes, God gave us His son Jesus. Jesus' blood covered our sin. So now we are forgiven! As white and pure as snow! That makes me so happy again (place white box in the line next to the red box. Turn over to happy face)

When we accept Jesus not only are we forgiven but we are filled with the Holy Spirit (place the blue box in the line) The Holy Spirit helps us and teaches us how to live a life that is pleasing to God.

Aren't you so excited to know that God made us, He gave us Jesus so we can be forgiven and the Holy Spirit lives in us to guide us and best of all Jesus has gone to Heaven to prepare a place where one day we will live with Him in Heaven! God gives the best treasures of all!

### 3) Bible Story + Lesson (Revelation 21)

Today we learnt that God gives us great treasures like Jesus, forgiveness, the Holy Spirit and eternity in Heaven living with Him. Aren't those wonderful treasures!

I have never been to heaven before so I can't tell you exactly what it is going to be like but the Bible does give us a few clues. Would you like to know what it looks like?

We can find out what Heaven is like by reading the very last book of the Bible, called Revelation where John tries to describe what he sees Heaven as using similes and metaphors. Chapter 21 tells us that Heaven is a very beautiful place. It is a city and its streets are made of GOLD.

There is a river in the city with water that is crystal clear and sparkling. Not murky and filthy like some of the rivers we've seen. Next to the river there is a tree.



Did you know that trees only usually give fruit during certain parts of the year... for instance pear trees produce pears in February so if you had to try pick one in July there wouldn't be any pears to pick. Apricots however grow only in November and oranges in July. But the tree in Heaven gives fruit all year long!

Put your hands up if you know what a foundation to a building is? When this building was built they would have had to build foundations. The foundations are deep trenches that they dig and then fill with cement and then build the walls onto these foundations to make the building strong!

Let's read what the foundations of Heaven are made of? (Revelation 21:18-20)

<sup>18</sup> The wall was made of jasper, and the city of pure gold, as pure as glass. <sup>19</sup> The foundations of the city walls were decorated with every kind of precious stone. The first foundation was jasper, the second sapphire, the third agate, the fourth emerald, <sup>20</sup> the fifth onyx, the sixth ruby, the seventh chrysolite, the eighth beryl, the ninth topaz, the tenth turquoise, the eleventh jacinth, and the twelfth





amethyst.

Wow how beautiful they must look sparkling with these green, red, blue, purple and yellow precious stones.

The city in Heaven has 12 gates and each gate is compared to as made of a large pearl. Wow now that's a big pearl. But wait Revelation tells us more!



But first who can tell me... what did God create so that we can see all the things around us? (*show picture as a hint*) Yes, the sun. And He made the moon and the stars to shine at night. In Heaven it is describes as if there is no sun, moon or stars but it is ALWAYS light. The Bible says that God is the light and because God is always there it is never dark!

It will be so wonderful to see God and Jesus will also be in Heaven sitting on His throne. And everyone will be happy, because there is no sadness in Heaven. No one will be sick, no one will get hurt, no one will be afraid and no one will do bad things in Heaven. There will be no sin and no disease in Heaven.

I wonder what we will do in Heaven. The Bible says that we will worship God and this means in all different activities of life. We are going to tell Him how much we love Him and how wonderful He is. We will do work for God that we will enjoy and it won't make us tired.

There is also a very important book in Heaven called the Lamb's book. If you are a child of God your name is written in the book. And if your name is written in this book you are allowed to enter Heaven. Because of Jesus our names are in this book.

Jesus gives us righteousness so our names can be in.

Jesus gives us grace and mercy that our continual sin won't blot us out of His book.

Heaven is a place that is beautiful but most importantly where God is fully and displays His glory fully. We will one day be in the new Heaven and Earth with Him forever, as we were made to be.

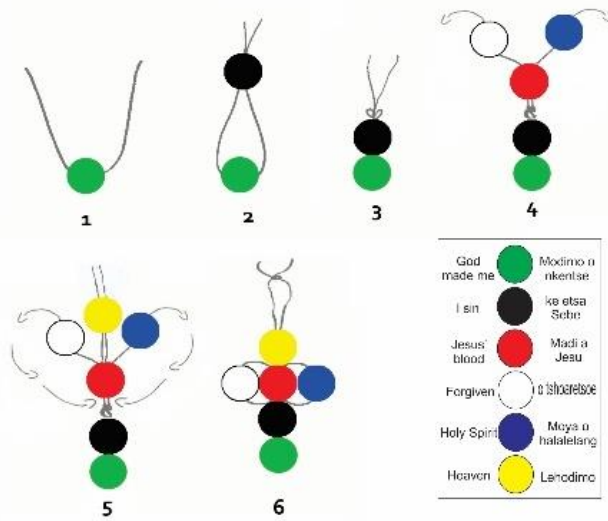
#### 4) Questions and discussion points

- Who lives in Heaven?
- What are the streets made of in Heaven?
- Why is it not dark in Heaven?
- How is the tree in Heaven different to trees on Earth?
- Whose name can be written in the book in Heaven?
- What can never go in Heaven?
- Are people sad or happy in Heaven?
- What does the river in Heaven look like?
- What are the walls decorated with?

## 5) Craft

Encourage children to take crafts home and use them to teach the lesson

### Option 1: Coloured Salvation Cross



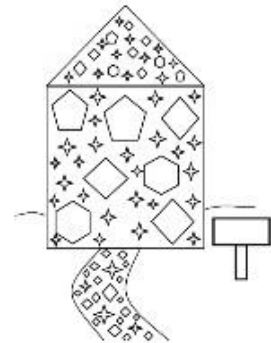
Using the same colours and explanation as the object lesson in the hands on section let the children make their own salvation cross. Help them remember what each colour means so that they are able to teach friends and family by showing their keyring.

Send the explanation home with them to help them remember.

### Option 2:

Let the children decorate the picture of the mansion using gems, glitter and shiny paper as they think Heaven will look like. Let them draw in other things that Revelation 21 tells us will be in Heaven. E.g. tree, river, gates, light etc.

In my Father's house are many mansions ...  
I go to prepare a place FOR YOU: John 14:2



Older children may prefer to not use the template.

## Lesson Three: Seek and you will find the answer in the word

### Main focus for the lesson:

- We want children to know that God gives us His word, the Bible.
- The Bible is like a treasure map and in it we will find all the answers that we need to live the way God wants us to live.
- God wants us to learn scriptures and have them written in our hearts, so that when we need them we can remember them and use them.

### 1) Memory Verse

- *Proverbs 2:1-6*

***My children listen to what I say and treasure my command.***

### Idea to teach the memory verse

Use actions to teach the verse and say it together a few times.

Let the children play broken telephone repeating the message down the line. To make sure they are sending the message correctly, have the leader join the line every now and then or get them to say it out loud before it reaches the end.

### 2) Hands on


#### Perform the following game/s:

##### 2.1) Game:

Hide a box with coloured beads (that look like treasure) somewhere at your site.

Divide the children into two groups:

Group 1:



Either make a treasure map like below with directions to the hidden treasure *or* give the group verbal instructions as to how to find the treasure. e.g. take 5 big steps forward. Turn left and make 3 big hops.

Consider what will work best for your specific site.

Group 2:

Don't give them any map or clues and expect them to find the same treasure.

The idea is that the group with the map or clues will find the treasure easily, because of the instructions but the other group feels disappointed and cheated in a way because they didn't have a map.

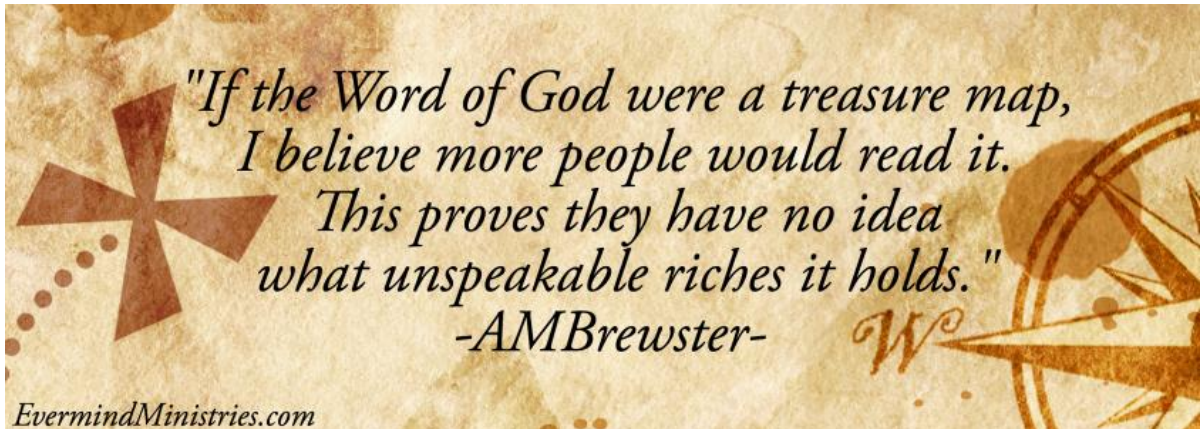
Get the groups to sit down and ask them these questions

1. The group that found the treasure, how did you manage to find the treasure so easily (*there answer should be along the lines of we had a map to follow and so it was easy*)



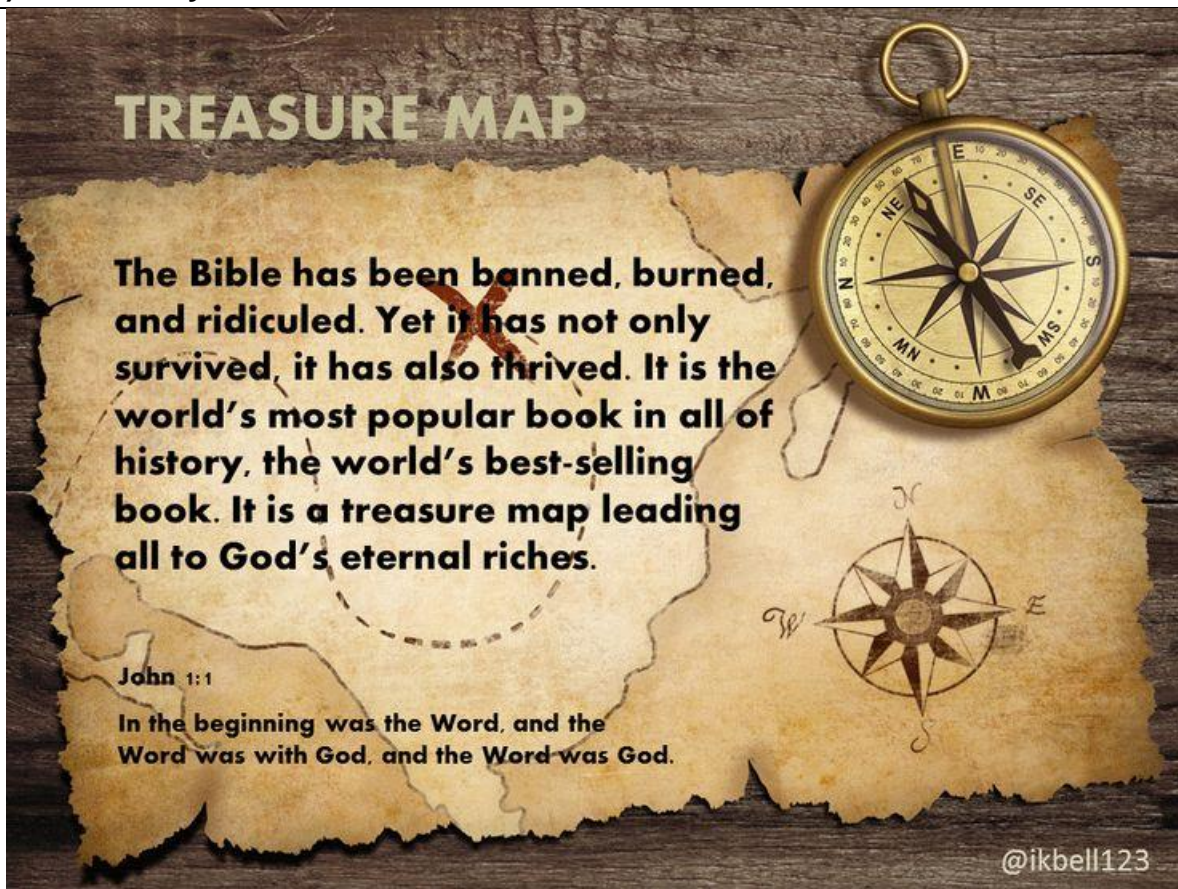
2. The group without the map, why do you think it was so difficult to find the treasure. (they should answer something along the lines of they had no instructions to follow and so they didn't actually know where to look).

Then go on to talk about how God's Word is like a map for us. We don't really know where we are going or how we should act or what we should do, we just don't have answers for those questions. But God has inspired the Bible to lead us and guide us and to answer many of the questions that we have.



This lovely quote really sums up the Bible. It is a treasure map and the Bible holds so many riches in it that we so badly need in our lives.


### 3) Bible Story + Lesson



The Bible uses a lot of pictures to explain what God's word is like.



For the little guys print this picture of a boy and then as you read out the scriptures and explain them give the children the pictures to stick on the boy



**Hebrews 4:12**

**For the word of God is alive and active. Sharper than any double-edged sword, it penetrates even to dividing soul and spirit, joints and marrow; it judges the thoughts and attitudes of the heart.**

So even though the Bible was written so long ago, it is so relevant and meaningful to us now.

God challenges our hearts and the way we think when we read the Bible.



**2 Timothy 3:16-17**

**All Scripture is God-breathed and is useful for teaching, rebuking, correcting and training in righteousness, so that the servant of God may be thoroughly equipped for every good work.**

All the scriptures that we read in the Bible are made by God. God uses the Bible to teach us, to challenge us, to correct us, and to train us so that we can do what He has called us to do.



**Psalms 119:105**

**Your word is a lamp for my feet,  
a light on my path.**

God's word shows us where we should go.



**Psalms 18:30**

**As for God, his way is perfect: The Lord's word is flawless; he shields all who take refuge in him.**




God's word protects us. When the enemy is lying to us we can stand, we can declare God's word, His word is powerful.





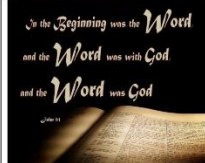


**Matthew 4:4** Jesus answered, "It is written: 'Man shall not live on bread alone, but on every word that comes from the mouth of God.'"

God's word is food for us. It nourishes us.

For the older children: Divide into small groups and give each a different verse reference (middle column) for them to look up in the Bible. Together each small group then chooses the verse and picture that matches theirs and then discusses what they think it means. After, let each group give their feedback to the rest of their class.

	<b>Hebrews 4:12</b>	For the word of God is alive and active. Sharper than any double-edged sword, it penetrates even to dividing soul and spirit, joints and marrow; it judges the thoughts and attitudes of the heart.
	<b>2 Timothy 3:16-17</b>	All Scripture is God-breathed and is useful for teaching, rebuking, correcting and training in righteousness, so that the servant of God may be thoroughly equipped for every good work.
	<b>Psalm 119:105</b>	Your word is a lamp for my feet, a light on my path.

	<b>Psalm 18:30</b>	As for God, his way is perfect: The Lord's word is flawless; He shields all who take refuge in him.
	<b>Matthew 4:4</b>	Jesus answered, "It is written: 'Man shall not live on bread alone, but on every word that comes from the mouth of God.'"
	<b>James 1:22</b>	Do not merely listen to the word, and so deceive yourselves. Do what it says.
	<b>Matthew 7:24</b>	Therefore everyone who hears these words of mine and puts them into practice is like a wise man who built his house on the rock.
	<b>John 1:1</b>	In the beginning was the Word, and the Word was with God, and the Word was God.

**Cards available in the media pack**

#### 4) Questions and discussion points

##### 2 Timothy 3:16-17

1. Where does all Scripture come from? (*From God.*)
2. What is Scripture good for? (*Teaching, rebuking, correcting, training and equipping.*)

##### 2 Peter 1:20-21

1. Does Scripture come from the will of man? (*No, from the Will of God.*)
2. Who "inspired" or "carried" men to write the Bible? (*The Holy Spirit.*)

##### Psalm 12:6

1. Does the Bible contain any mistakes? (*No, it is flawless.*)
2. What does "pure" gold or silver mean? (*Without any impurities/flaws/dirt.*)

##### Psalm 119:160

1. How can you respond to someone who says the Bible isn't true? (*All of God's words are true, so the Bible is also true because it is the Word of God.*)
2. Does God ever need to come up with new rules or laws? (*No, His laws are eternal.*)

##### 1 Corinthians 2:14

1. Why is it difficult for some people to understand the Bible? (*Because they do not have the Holy Spirit to guide them.*)
2. How does God reveal the Bible to us? (*By the Holy Spirit.*)


## 5) Craft

Encourage children to take crafts home and use them to teach the lesson

### Option 1:

Let the children colour and decorate this page with crayons, pastels, glitter glue, jewels etc.

Fold over the heart so that the treasure box with the Bible is hidden inside the heart.



### Option 2:



Cut out template and windows. Children then tear and stick orange, yellow and red tissue paper on a card behind to look like the light.

### Option 3:



Use the template to make "double edged swords"

### Option 4:

Let the children draw their own hands on a piece of card. Get them to write each of these words on the hand. And discuss how we need to ...

Hear God's word but then we also need to be obedient to it and do what it says.

Read the Bible

Study the Bible

Memorise scripture

And meditate or think about the scripture we have been reading.



# Lesson Four: Seek and you will find your value as God's treasure

## Main focus for the lesson:

- I am God's masterpiece, His most prized possession, His most valuable treasure.

### 1) Memory Verse

- Ephesians 2:10*

**For we are God's masterpiece. He has created us anew in Christ Jesus, so we can do the good things he planned for us long ago.**

### Idea to teach the memory verse

Get the kids to repeat the first part of the verse a few times. *'For we are God's masterpiece'*

Then get them to say "For I am God's masterpiece" while pointing at themselves.

Next get them to say "For YOU are God's masterpiece" while pointing at someone else.

Next get them to say again "For WE are God's masterpiece" while pointing at everyone.

Next ask them to shout out someone who they love: "For Granny is God's masterpiece"

### 2) Hands on

#### Perform the following activity/game

2.1) Set out some glittery letters for the children to spell out their names. This will visually demonstrate to the kids how special they are. (Not a take home craft, the letters stay on the tables.)



#### 2.2) Truth or Lies Minesweeper

(probably better played after the Bible lesson and discussion questions)

- Mix up all the cards and lay them face down in a grid pattern.
- First player turns over a card, trying not to turn over a lie (bomb)
- Player 1 then passes to the next player
- When 4 bombs have been turned over the game is over.
- Everyone then counts one point for each "truth" card they turned over. The one with the most is the winner.

<b>Jeremiah 1:5</b> Before I formed you in the womb I knew you, before you were born I set you apart; I appointed you as a prophet to the nations	<b>1 Corinthians 3:16</b> Do you not know that you are God's temple and that God's Spirit dwells in you?	<b>1 Corinthians 6:17</b> But the person who is joined to the Lord is one spirit with Him.
	Jesus ONLY loves me when I am good	Jesus loves others more than me
<b>Jeremiah 29:11</b> For I know the plans I have for you," declares the LORD, "plans to prosper you and not to harm you, plans to give you hope and a future.	I am not worthy to be loved by Jesus	I am not good enough to do things for Jesus

<b>John 1:12</b> <sup>12</sup> But to all who believed Him and accepted Him, He gave the right to become children of God.	<b>John 15:9</b> As the Father has loved me, so have I loved you. Abide in my love.	<b>Zechariah 2:8</b> for he who touches you, touches the apple of His eye.
<b>John 15:14</b> You are my friends if you do what I command you.	<b>Ephesians 1:3</b> Blessed be the God and Father of our Lord Jesus Christ, who has blessed us in Christ with every spiritual blessing in the heavenly places,	<b>Deuteronomy 7:6</b> The LORD your God has chosen you out of all the peoples on the face of the earth to be his people, his treasured possession



### 3) Bible Story + Lesson

What you will need:



Make 11 envelopes. Fill 10 of them with the minesweeper cards – the picture and verse. The last one label “lies” and place the bomb cards inside

*You may want to give each envelope to a child who is able to read or to a few of the leaders to read. Alternatively, you may hang each envelope from a tree and open them up one by one or simply stick them up on the board in front of the class.*

When we read the Bible we get to know God a whole lot better. Reading His word is like reading God’s own thoughts and hearing His voice. By reading Gods’ word we also get to know how God feels about many things - like the way we should treat each other, how He feels about sin and what He wants us to do to tell others about Him.

But did you know that reading the Bible helps us to understand what God says about us, His people? Did you know that God thinks about you all the time? Do you want to know what His thoughts are about each and every one of you? Well, I’m happy to tell you so listen closely because these are God’s own thoughts about you – His very special treasures!

Now we are going to hear exactly how God feels about you.

Here are eleven envelopes and we are going to open them and read them one by one.

Envelope 1: I AM A CHILD OF GOD John1:12

Envelope 2: I AM GOD’S BELOVED John 15:9

Envelope 3: I AM THE APPLE OF GOD’S EYE, I AM LOVED CHERISHED AND HIGHLY LOVED Zechariah 2:8

Envelope 4: I AM A FRIEND OF CHRIST JESUS John 15:14

Envelope 5: I AM BLESSED Ephesians 1:3

Envelope 6: I AM CHOSEN BY GOD Deuteronomy 7:6

Envelope 7: I AM PERFECTLY MADE BY GOD AND HE KNOWS ME Jeremiah 1:5

Envelope 8: I AM GOD’S TEMPLE 1 Corinthians 3:16

Envelope 9: I AM UNITED WITH GOD 1 Corinthians 6:17

Envelope 10: I AM PART OF GOD’S PLAN AND HE HAS A PLAN FOR MY LIFE Jeremiah 29:11

So are you getting the feeling that you are so incredibly special to God? I definitely am! Each one of us is a perfect treasure in our heavenly Father’s eyes no matter who we are or what we’ve done. That makes me so happy!

But wait there is one more envelope?!?! *Read each card and ask the children if they think they are true or not.*

Jesus ONLY loves me when I am good (Romans 5:8 loved while sinners)

Jesus loves others more than me (Romans 2:11 God has no favorites)

I am not worthy to be loved by Jesus (Eph 2:8-9 saved by grace)

I am not good enough to do things for Jesus (Eph 2:10 Created for good works already planned)

All of these are LIES. Sometimes we choose to believe these lies rather than what God is really saying about us. That is why it is so important to read the Bible. If we did we would see ... *Go through each one using scripture to tell them what the truth is, eg. In brackets above.*

If you ever feel like you aren't important or you feel like you're not special, just remember that the God who created the stars in the sky and the whole universe also created you and you are His masterpiece: **the creation He is the most pleased with.**

#### 4) Questions and Discussion points

Re-read each of the cards and get them to stand up if it applies to them and sit down if it does not.

Does God love you? How do you know?

Name some of the things God has done for you or given you that assure you of God's love.

Do you ever feel like you are not loved by God? When? Why? (*pray with these children*)

How can we make sure that we NEVER forget how much God loves us?

Read the Bible, stick verses on your wall, spend time praying and worshipping in His presence, recognise what lies you are believing so you can replace them with truth, look for things that you are thankful for and that God has blessed you with.


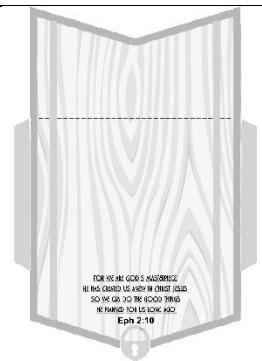
Play the game "truth and lies minesweeper" (see 2.2 Hands on)

#### 5) Craft

##### Option 1: God's love letter to me.

Use the same pictures that were in each envelope to compile a mini book that the kids can take home and read whenever they need to be reminded of how much they mean to God.

Children can decorate their own treasure chest envelope to put their "Love letter from God" inside.



##### Option 2: I am God's treasure mirror frame.

Use cardboard, gem stickers, glitter glue etc to make a frame that can be stuck onto a mirror at home.



##### Option 3: We are God's Masterpiece colouring in page

## Lesson Five: Seek and find our talents are our treasures

### Main focus for the lesson:

- God gives us all different talents (things that we are good at) and we must use them to glorify Him

### 1) Memory Verse

- 1 Peter 4:10

*Each of you should use whatever gift you have received to serve others.*

### Idea to teach the memory verse

Repeat the verse a few times. Tell the kids that they are going to say the verse using different “talents” for example singing: now sing the verse (you can do it like an opera.

Now if your talent was painting, do the action of painting while saying the verse. Or if your talent was dancing, say the verse while dancing. Next if your talent was baking, say the verse while do the actions of stirring a big bowl. You could choose your own examples to do actions to while saying the verse.

### 2) Hands on

#### 2.1) Mini talent show



Let the children show off their special talents. Make sure everyone gets cheered on and encourage them to try out each other's special talents even if it's difficult. Allow them to be silly too. Leaders could also have special talents like pulling funny faces or making animal noises.

#### 2.2) Object lesson

Good morning children! Wow we had fun doing praise and worship didn't we? We were singing and praising God and he absolutely loves to hear our voices rise up and give Him glory! But I think some people have a real talent for singing. Their voices just sound so much better than other people's voices. And the same goes for dancing! Some people dance way better than other people do. Some people are very good at cooking and baking and some people are good at doing maths and science. Some people are super fast at running and some people are really good at soccer or netball.

But we can't all be good at everything can we? Because we would be exhausted by the end of the day! So it says in the Bible that God gives us all different things to be good at, different talents! That means that the things that you are good at, GOD HAS PUT THEM INTO YOU!

I want you all to think of something that you are really good at. It could be anything from being a good listener to others or being good at sports. Think carefully... Now look at what I have here in front of me. This bowl here is full of squishies, oooh they feel so cool! And in this bowl I have a whole lot of beads. These are very shiny and hard. The squishies will probably last for a few days or even a week or two and then we will have to throw them away but the beads are going to last for much longer, years or even decades.

Our talents are exactly like that. We have things that we are good at now but we won't be able to do when we are old. Like running or dancing. These talents eventually aren't going to be worth much to us. Soccer stars like Ronaldo and Messi do eventually retire because younger, faster players come along and replace them. Singers and actors that were really famous ten or twenty years ago aren't even famous anymore because new actors came along and took their places. Talents like acting, singing and sports are like these squishies. They won't last forever.

So which talents do last forever? Which talents are like these beads? The ones God gives you so that you can serve others and Him and bring Him glory. In your classes you are going to hear a parable that Jesus told His people about using our talents.

### **3) Bible Story: Matthew 25:14-30**

"Again, the Kingdom of Heaven can be illustrated by the story of a man going on a long trip. He called together his servants and entrusted his money to them while he was gone. <sup>15</sup> He gave five bags of silver to one, two bags of silver to another, and one bag of silver to the last—dividing it in proportion to their abilities. He then left on his trip.

<sup>16</sup> "The servant who received the five bags of silver began to invest the money and earned five more. <sup>17</sup> The servant with two bags of silver also went to work and earned two more. <sup>18</sup> But the servant who received the one bag of silver dug a hole in the ground and hid the master's money.

<sup>19</sup> "After a long time their master returned from his trip and called them to give an account of how they had used his money. <sup>20</sup> The servant to whom he had entrusted the five bags of silver came forward with five more and said, 'Master, you gave me five bags of silver to invest, and I have earned five more.'

<sup>21</sup> "The master was full of praise. 'Well done, my good and faithful servant. You have been faithful in handling this small amount, so now I will give you many more responsibilities. Let's celebrate together!'



<sup>22</sup> “The servant who had received the two bags of silver came forward and said, ‘Master, you gave me two bags of silver to invest, and I have earned two more.’

<sup>23</sup> “The master said, ‘Well done, my good and faithful servant. You have been faithful in handling this small amount, so now I will give you many more responsibilities. Let’s celebrate together!’

<sup>24</sup> “Then the servant with the one bag of silver came and said, ‘Master, I knew you were a harsh man, harvesting crops you didn’t plant and gathering crops you didn’t cultivate. <sup>25</sup> I was afraid I would lose your money, so I hid it in the earth. Look, here is your money back.’

<sup>26</sup> “But the master replied, ‘You wicked and lazy servant! If you knew I harvested crops I didn’t plant and gathered crops I didn’t cultivate, <sup>27</sup> why didn’t you deposit my money in the bank? At least I could have gotten some interest on it.’

<sup>28</sup> “Then he ordered, ‘Take the money from this servant, and give it to the one with the ten bags of silver. <sup>29</sup> To those who use well what they are given, even more will be given, and they will have an abundance. But from those who do nothing, even what little they have will be taken away. <sup>30</sup> Now throw this useless servant into outer darkness, where there will be weeping and gnashing of teeth.’”

So this story from the bible is a very clear message to us as God’s people to use the gifts and talents that He has given us to bring glory to God, and if we keep them hidden away and do not use them, God will not be pleased with us.

Let’s talk about talents and gifts that we have that last for a short time and those that last forever. The fruits of the spirit: love, joy, peace, patience, kindness, goodness, faithfulness, gentleness, and self-control are gifts that God gives us that last for our whole lives and we use them to shine God’s love and glory from our actions. The gifts that God gives all of us and what makes each of us special and unique and they are my treasures. They could be for sport or singing or writing and we must make sure we use these as well to bring God glory.

#### **4) Discussion points and review questions**

##### **How does this apply to me?**

- Are your gifts the same as everyone else? *Some are but some are unique*
- Who gave you your gifts? *These gifts were given to me by my Heavenly Father, they are my treasures.*
- How can you use your gift to bring God glory? *Come up with ways as a group*

## 5) Craft

### Option 1: A beaded pencil decoration.

Use pipe cleaners and beads to make your own pencil topper that will remind you to use the special talents that God gave you to glorify Him. (Remember to attach the memory verse!) Below are some ideas of what can be done.



### Option 2: Talents you have right now that you can use to shine God's glory.

Colour in and decorate the little boy or girl so it looks like you and fill in the spaces.

	<p>My name is _____</p> <p>God made me very special!</p> <p>I am really good at:</p> <p>_____</p> <p>_____</p> <p>_____</p> <p>_____</p> <p>_____</p> <p>Each of you should use whatever gift you have received to serve others <i>1Peter 4:10</i></p>		<p>My name is _____</p> <p>God made me very special!</p> <p>I am really good at:</p> <p>_____</p> <p>_____</p> <p>_____</p> <p>_____</p> <p>_____</p> <p>Each of you should use whatever gift you have received to serve others <i>1Peter 4:10</i></p>
--	--	--	--

### Option 3:

**Parable of the Talents**  
—Matthew 25

**Talents**

God has given all of us various degrees of talent. What does He expect us to do with these wonderful gifts? Finish each word with its correct ending to find out.

EA \_\_\_\_\_ O \_\_\_\_\_

SHO \_\_\_\_\_

U \_\_\_\_\_

WHAT \_\_\_\_\_ GI \_\_\_\_\_

H \_\_\_\_\_ H \_\_\_\_\_ REC \_\_\_\_\_

T \_\_\_\_\_ SE \_\_\_\_\_ OT \_\_\_\_\_

FAITH \_\_\_\_\_

ADMINIS \_\_\_\_\_

GO \_\_\_\_\_ GR \_\_\_\_\_ I \_\_\_\_\_

I \_\_\_\_\_ VAR \_\_\_\_\_ FO \_\_\_\_\_

AS \_\_\_\_\_

ACE \_\_\_\_\_

HERS \_\_\_\_\_

SE \_\_\_\_\_

D'S \_\_\_\_\_

TS \_\_\_\_\_

NE \_\_\_\_\_

IOUS \_\_\_\_\_

N \_\_\_\_\_

FT \_\_\_\_\_

RVE \_\_\_\_\_

RMS \_\_\_\_\_

EMED \_\_\_\_\_

EVER \_\_\_\_\_

FULLY \_\_\_\_\_

ULD \_\_\_\_\_

E \_\_\_\_\_

TERING \_\_\_\_\_

CH \_\_\_\_\_

O \_\_\_\_\_

(1 Peter 4:10)

## Lesson Six: Seek and you will find the Holy Spirit

### Main focus for the lesson:

- You need to seek the Holy Spirit and you will find Him
- The Holy Spirit empowers us, so we can tell others about Jesus
- We need to treasure the Holy Spirit working in our lives.

### 1) Memory Verse

- Acts 1:8

***8 But you will receive power when the Holy Spirit has come upon you, and you will be my witnesses in Jerusalem and in all Judea and Samaria, and to the end of the earth."***

### Idea to teach the memory verse

Before we learn this verse let's understand what it means... Did you know that just like Jesus, the Holy Spirit is part of God.

When Jesus was on Earth what did He spend a lot of His time doing?  
(teaching others, praying for others, doing what God wants us to do)  
And these are the things God wants us to do too.

So when Jesus went back to Heaven He didn't leave us on our own to do all the things He was doing. He gave us the Holy Spirit.

The Holy Spirit gives us the power, boldness and confidence to be God's witness. That means we have the power to tell other people about Jesus and how Jesus died on the cross to save us from our sins.

God wants us to tell people in our school, in our sports team and in our families about Jesus. God wants us to tell people in our city about Jesus, in our province, in our country and to even go to other countries to share the love of Jesus with people.

*Have the following pictures laid out on the ground with spaces in between them. Have the children line up. Give the child a picture of a cross to carry as they jump from picture to picture, saying the verse as they go. When he reaches the earth he can run back and pass the cross to the next child.*

School/sports club – Jerusalem; a picture of Johannesburg – Judea; Gauteng – Samaria and a picture of the whole world



## 2) Hands on

### 2.1) Object lesson:

How many of you love superheroes?

Let's play a game quickly. Have the super heroes pinned around the room. Ask the children the following questions and get them to decide which superhero you are talking about.

1. Which superhero is named after a Country?
2. Which superhero gives off something that can be used to help him hang off buildings?
3. Which superhero is named after an animal of the night.
4. Which superhero can fly?
5. Which superhero's name starts with a W?



Super heroes are fun, and their powers are amazing, but remember that they are just stories. Do you know that God gives us a super power? When Jesus went up to Heaven he said in Acts 1:8 But you will receive power when the Holy Spirit has come upon you, and you will be my witnesses in Jerusalem and in all Judea and Samaria, and to the end of the earth."

Show the kids a torch without batteries and ask the kids what the purpose of the torch is (*allow for responses*). That is right to shine in the dark. This torch has a problem though. It doesn't have any power. It needs what? That's right batteries. We are much like this torch - without God's power, the power of the Holy Spirit, we cannot accomplish all that God has for us. WE NEED THE POWER OF THE HOLY SPIRIT!

## 3) Bible Story + Lesson

Today I want to share with you a story in the Bible in Acts 8:26-40. This story is about a man named Philip. He knew Jesus and loved Him. Look how he is filled with the Holy spirit and how he was given boldness and confidence. Watch carefully to see what he does.

Watch the YouTube video Phillip and the Ethiopian by kidswise.

<https://www.youtube.com/watch?v=fQIQIEiRjvA> Philip and the Ethiopian

As you read the Bible story again to the children pause to ask them questions, repeat what you say or make comments in brackets as shown.

### **Acts 8:26-40 English Standard Version (ESV) Philip and the Ethiopian Eunuch**

<sup>26</sup> Now an angel of the Lord said to Philip, "Rise and go toward the south to the road that goes down from Jerusalem to Gaza." This is a desert place. <sup>27</sup> **And he rose and went.**



(let's all say "Well done Philip" Why? Because Philip listened to God and went without questioning!)

And there was an Ethiopian, a eunuch, a court official of Candace, queen of the Ethiopians, who was in charge of all her treasure. He had come to Jerusalem to worship<sup>28</sup> and was returning, seated in his chariot, and he was reading the prophet Isaiah.

<sup>29</sup> **And the Spirit said to Philip, "Go over and join this chariot."**


*(who said to Philip go over there? Let's read it again... Do you think Philip will go over? Do you think you should listen when the Spirit tells you to do something)*

<sup>30</sup> So Philip **ran** to him and heard him reading Isaiah the prophet and asked, "Do you understand what you are reading?"<sup>31</sup> And he said, "**How can I, unless someone guides me?**"

*(Who do you think can guide the Ethiopian? Will Philip do it on his own? Do you think you can guide others? Will you be on your own? Explain that sometimes the Spirit guides us quietly, a thought we keep having or even an idea He gives us. Tell them of a time when the Spirit led you)*

And he invited Philip to come up and sit with him.<sup>32</sup> Now the passage of the Scripture that he was reading was this:

"Like a sheep he was led to the slaughter and like a lamb before its shearer is silent, so he opens not his mouth."<sup>33</sup> In his humiliation justice was denied him. Who can describe his generation? For his life is taken away from the earth."



<sup>34</sup> And the eunuch said to Philip, "About whom, I ask you, does the prophet say this, about himself or about someone else?"<sup>35</sup> Then Philip opened his mouth, and beginning with this Scripture he told him the good news about Jesus.

<sup>36</sup> And as they were going along the road they came to some water, and the eunuch said, "See, here is water! What prevents me from being baptized?"<sup>38</sup> And he commanded the chariot to stop, and they both went down into the water, Philip and the eunuch, and he baptized him.

<sup>39</sup> And when they came up out of the water, the Spirit of the Lord carried Philip away, and the eunuch saw him no more, and went on his way rejoicing.<sup>40</sup> But Philip found himself at Azotus, and as he passed through he preached the gospel to all the towns until he came to Caesarea.

#### 4) Questions and discussion points

Ask the kids the following questions...

1. When the angel of Lord told Philip to go was he very clear with what he wanted Philip to do?

*No but Philip was obedient and he obeyed God. We need to do the same. God tells us that we must go, to tell others about Jesus. God isn't always very clear about who we will meet and how we will tell them about Jesus but he will create opportunity for us to tell other people about Jesus. Part of the Holy Spirit's job is that He will guide us to meet with people who are searching for Jesus, just like this Ethiopian man was.*

2. Was Philip shy to speak to the Ethiopian?

*No he was confident, Philip was filled with the Holy spirit and was following his promptings.*

3. What did the Holy Spirit help Philip to do while he was talking to the Ethiopian?

*The Holy Spirit helped Philip to explain the scripture in Isaiah to the Ethiopian. The Holy Spirit enabled Philip to explain to the Ethiopian how we need Jesus.*

4. What happened to Philip at the end of the story?


*Philip was carried away to another city by the Holy Spirit to carry on telling people about Jesus. Isn't that amazing.*

Do you know what is even more amazing? We have that same Holy Spirit empowering us to tell people about Jesus. Our superhero mission is to tell people about Jesus. But the Holy Spirit is the power that enables us to do that.


Jesus wants us to take the message of his love to friends in our classrooms, on our sports fields and wherever we go.

#### 5) Craft: Encourage children to use the craft to teach the lesson

**Option 1:** (see media pack)



**Option 2: Go Tell Megaphone** (see media pack)



**Option 3: (see media pack)**



# Bible Quiz

## Philip and the Ethiopian

Match the question with the answer on the right.

- \_\_\_ What did the Angel of YHWH say to Philip?
- \_\_\_ Who did Philip meet on the road?
- \_\_\_ Why had the Ethiopian visited Jerusalem?
- \_\_\_ What was the Ethiopians job?
- \_\_\_ What did the Holy Spirit tell Philip?
- \_\_\_ What scriptures was the Ethiopian reading?
- \_\_\_ Who did Philip explain the scriptures were speaking about?
- \_\_\_ When they came to some water, what did the Ethiopian want to do?
- \_\_\_ After the Ethiopian was baptized, what happened to Philip?
- \_\_\_ What did the Ethiopian do next?

1. An Ethiopian eunuch
2. Treasurer
3. "Go over and join this chariot."
4. Book of Isaiah
5. Yohann the Messiah
6. He baptized
7. Go toward the desert road that goes from Jerusalem to Gaza
8. Spirit of YHWH took him away
9. Went away rejoicing
10. To worship God and attend the Feasts.



www.biblepathwayadventures.com

### The Gift from God

Acts 2:1-47 (NIV)

The last time Jesus appeared to the disciples he instructed them to stay in Jerusalem and wait for the gift that God promised them.

Read Acts 1:5 and 11 in the Bible to see what they gift was.

"You will be baptized with the \_\_\_\_\_."


That gift came on the day of Pentecost. Read about it in Acts 2:1-43 (NIV) and complete the cross word puzzle below.

Across:

1. Many miraculous signs and wonders were done by the \_\_\_\_\_ vs.43
  7. All of them were filled with the \_\_\_\_\_ vs.4
  9. Suddenly a sound like the blowing of a violent \_\_\_\_\_ came from heaven vs.2
  10. Peter said that the people should \_\_\_\_\_ and be baptized. vs.38
- Down:
2. They began to speak in other \_\_\_\_\_ vs.4
  3. Peter said that the gift of the Holy Spirit was prophesied by the prophet \_\_\_\_\_ vs.16
  4. They saw tongues of \_\_\_\_\_ come to rest on each apostle vs.2
  5. In response to Peter's words 3000 people accepted Jesus as their savior and were \_\_\_\_\_ vs.41
  6. Peter told the people that God had made Jesus both Lord and \_\_\_\_\_ vs.35
  8. \_\_\_\_\_ got up and addressed the crowd vs.14

## PHILIP AND THE ETHIOPIAN

Acts 8:26-40



Across:

4. Philip came upon an Ethiopian who was an important official, and was riding in a \_\_\_\_\_
5. The angel told Philip to journey to the region of \_\_\_\_\_
6. What city did the eunuch's disciples leave, so they could spread the news about Jesus?
9. The Ethiopian was in charge of all the \_\_\_\_\_ of an extremely wealthy kingdom.

Down:

1. After Philip explained the scripture to the Ethiopian, the Ethiopian wanted to be \_\_\_\_\_
2. God's salvation was reaching to very the ends of the \_\_\_\_\_
3. As soon as the Ethiopian came up from the water, Philip was miraculously \_\_\_\_\_ to another town.
7. Who was the Ethiopian reading about in the book of Isaiah?
8. What book of the bible was the Ethiopian reading from?
10. The scripture in Isaiah compared Jesus to a \_\_\_\_\_ being led to the slaughter.

**Option 4: Have the older children discuss this scripture**

## The Year of the LORD's Favour

61 The Spirit of the Lord GOD is upon me,  
because the LORD has anointed me  
to bring good news to the poor;

he has sent me to bind up the brokenhearted,  
to proclaim liberty to the captives,  
and the opening of the prison to those who are bound;

<sup>2</sup> to proclaim the year of the LORD's favour,  
and the day of vengeance of our God;  
to comfort all who mourn;

<sup>3</sup> to grant to those who mourn in Zion—  
to give them a beautiful headdress instead of ashes,  
the oil of gladness instead of mourning,

the garment of praise instead of a faint spirit;  
that they may be called oaks of righteousness,  
the planting of the LORD, that he may be glorified.

<sup>4</sup> They shall build up the ancient ruins;  
they shall raise up the former devastations;  
they shall repair the ruined cities,  
the devastations of many generations

## Lesson Seven: Seek and you will find people to treasure

### Main focus for the lesson:

- Use games to teach the children the importance of loving, comforting, teaching and encouraging one another

The idea is for the children to first have a Big Weekend Report Back in the church. Thereafter they will divide into teams and have turns rotating around the three stations. Please make the necessary adjustments as per your site.

### 1) Station One: Comfort one another

#### Memory Verse:

- *2 Corinthians 1:4*

***He comforts us in all our troubles so that we can comfort others. When they are troubled, we will be able to give them the same comfort God has given us. (NLT)***


#### Game: Pin the plaster on the broken heart

Sit in a small group and ask the children how does the person in the picture feel?

Have you ever felt like this? When? (e.g. pet dying, loved one sick/died, not making a team)

How have others made you feel better? (e.g. just be there, said kind words, hug)

Jesus wants us to comfort one another. People might be going through things that you might not know or might never have experienced. What do you want them to say to you?



Remind the children that a person might be going through something and we don't even know so our words and actions always need to be loving and kind.

Play pin the plaster on the broken heart where children say the memory verse or some words of comfort that they might offer or would have said to them.

e.g. I'm sorry, can I pray with you, I understand, I am here if you need, we can do this together, God will help you, God hears your prayers.

### 2) Station Two: Teach one another

#### Memory Verse:

- *Colossians 3:16*

***Let the message about Christ, in all its richness, fill your lives. Teach and counsel each other with all the wisdom He gives.***

#### Game: Pass the parcel

Say: For someone that knew it was going to rain, they would pack a rain coat or perhaps an umbrella. Then if it did rain they would be nice and dry. (*demonstrate by spraying a bit of*



*water over them*) If they told other people that it was going to rain those people would be able to be prepared too. If they didn't tell them ... (*demonstrate someone getting soaked because they don't have anything to keep them dry*)

Conclude: We need to be teaching others the things we know about Jesus so that they can be prepared! Teaching others helps them to love Jesus more and make Jesus known.

There are so many things that you already know that others may not. Let's play the game pass the parcel and with each layer you unwrap – help teach others about Jesus.

- Jesus loves everyone
- Jesus always forgives
- Jesus is with me
- Nothing stops Jesus from loving me
- Jesus answers prayer
- Jesus knows my heart
- Jesus has great plans for us
- Jesus wants us to teach others

### 3) Station Three: Encourage one another

#### Memory Verse:

- 1 Thessalonians 5:11

***Therefore encourage one another and build each other up just as in fact you are doing now.***

#### Game: Straw blowing relay


You will need straws for each child, a small ball, a bigger ball, a huge ball.

Say: The Bible tells us that we need to encourage one another. To help you understand what that means I've brought this ball (small). The aim is for the ball to move forward. Watch how the more encouragement I give the further forward the ball can go.

Blow the straw behind the ball saying a word of encouragement with each puff. E.g. you're strong, special, awesome, you can do it, you're tough, you've got this, God loves you, God is with you, keep going.

Sometimes people need a little bit of encouragement – show the ping pong ball – sometimes they may need a lot of encouragement from lots of people – show big ball.

Play relay races using straws to blow the balls back and forth.



## Lesson Eight: Seek and you will find the lost treasures

### Main focus for the lesson:

- Without Jesus we are lost. When we believe in Jesus He rejoices.
- Other people are lost because they do not know nor follow Jesus. Jesus wants us to tell them about Him so they can be found and follow Him too.

### 1) Memory Verse

- Luke 19:10

***For the Son of Man came to seek and save the lost***

### Idea to teach the memory verse

You will need enough paper plates for every child. On some of the paper plates stick a picture of a “lost person” and on others have nothing. (see *media pack*)

Point out that it doesn't matter if you are young/old, rich/poor, happy/sad, you can still be lost. Being lost means you don't know who Jesus is and you haven't chosen to follow Him.

Play the following song as the children dance around in a circle around all the paper plates. [https://www.youtube.com/watch?v=G6-\\_4lQYCjg](https://www.youtube.com/watch?v=G6-_4lQYCjg) (Luke 19:10)

When the music stops everyone stands on/next to a paper plate. Everyone says the verse “For the Son of Man came to seek and save the lost” and so can I ... and then turns over their plate to see if they found a lost person.

### 2) Hands on

#### 2.1) Object lesson:



You will need a set of dominoes. Cover two dominoes in masking tape so you can draw a picture on each of them. The one you will draw a picture of a Christian kid that loves Jesus and wants to tell the whole world about Him.

The other you will draw a sad kid that doesn't know Jesus and so he is lost. Place the lost kid on the far end of the table, far away from the kid that knows Jesus.

Place the Christian kid on the table and explain that he would like to tell the whole world about Jesus so that they don't have to be lost any more. But the Christian kid thinks “what can one small kid like me do?” But what if he decides to tell just one person, who then tells another person, who then tells another etc. (*lining up the next domino as you talk; you can even give each domino a name. Continue until “lost kid” is reached.*)

Do you think the Christian kid should tell this one person? YES (*push over the domino so it knocks the whole line down*)

*HINT: Practice this before you do it. The less curves and less dominoes the easier but the less impact. If for some reason it doesn't work say ... Oh no it stopped. The lost kid didn't get to hear about Jesus. Do you see how important it is to do your part in telling others about Jesus? Should we remind this person how important it is tell others about Jesus? All shout with me “TELL OTHERS ABOUT JESUS” and send the rest of the dominoes on their way.*

### 3) Bible Story + Lesson

What you will need:

- 1 bag labelled 10 coins with 9 coins inside
- extra label to change to 9
- 1 bag labelled 10 coins with 10 coins inside

- Torch
- Broom
- Bible to read the story

Today we are going to show you 2 skits. Only one of these stories is similar to a story Jesus told to teach us an important lesson. I want you to watch carefully and decide which one.

**SKIT ONE:** *First old lady comes in carrying a bag labeled "10 coins".*

She says: Hello children. Do you see my bag here? Well in it I have 10 precious silver coins. Do you want to see them?

*(Get 10 children to stand up and hand them a coin as you count.)*

Let's count them together 1,2....9.

What? 9. But I had 10 coins? One of my precious coins must be lost!

*(Stand behind the child without and bring them a bit forward. Pause for a bit looking worried then shrug and say)*

Oh well I guess I still have 9 precious coins *(refer to rest of kids holding coins; ask one without coin to sit down. Collect coins, change the label on bag to 9 and leave)*

Leader says: Oh dear she didn't even look for her precious coin. That's terrible! Let's see what this next lady does.

**SKIT TWO:** *Second old lady comes in also carrying a bag labeled "10 coins".*

And acts out exactly the same until she knows the coin is lost:

Hello children. Do you see my bag here? Well in it I have 10 precious silver coins. Do you want to see them?

*(Call up the same 10 children with the same "lost" child at the end.)*

Let's count them together 1,2....9. What? 9. But I had 10 coins? One of my precious coins must be lost! *(Count frantically again and shake bag to check)*

*(Stand behind child without coin and say...)* Oh no what am I going to do! I have to find it!

*(Frantically look around the room under furniture, under the kids, get a broom and sweep, a torch and search in dark corners until the coin is finally found)*

Hooray!! Whoop whoop *(shout for joy do a victory dance and tell children to "rejoice with me for my coin is found!")*

Leader asks:

Which story do you think Jesus would have told? *Read Luke 15:8-10*

Which person do you think Jesus is like?

Which person do you think Jesus wants you to be like?

Jesus sees each one of us like a treasure. Sin separates us from God. We cannot go to Heaven if we have sin. When we have sin we are like the coin that is lost. Do you think Jesus wants us to stay lost? No! That is why He died for our sins and came alive again so that we can go to Heaven and be with Him one day.

When we accept Jesus, we are forgiven and we become like the found coin!!

Jesus and all the angels celebrate for every person that isn't lost anymore.

Jesus not only wants you to be found and forgiven. He wants you to find other people that don't know Him. Will you be like the lady that Jesus teaches about? Will you help look for people that don't know about Jesus and tell them about Him?

#### 4) Questions and discussion points


Use moments such as craft time, free play etc. to recap and highlight the main ideas.

- Are you like the lost coin or the found coin?
- Do you think Jesus wants you to tell others about Him?
- Who can you tell about Jesus?
- What would you tell them?

#### 5) Craft

Encourage children to take crafts home and use them to teach the lesson

##### Option 1:




Bring some coins for the children to make 10 coin rubbings on their money sack.

Let them choose one coin to be themselves and write their name next to it.

Next to the rest of the coins let them write a name of a person they want to pray for so that they can know Jesus or even know Jesus more so that they too can seek and save the lost like Jesus.

##### Option 2:



Make coins where you draw in the faces of people you know.

Encourage them to tell each of them about Jesus and how much you love Jesus.

Also remind them to pray for each of these people that they will have courage to tell others about Jesus so that the whole world can be saved.

##### Option 3:



For the Son of Man came to seek and save the lost Luke 19:10

Hide a cut out coin (or coin rubbing) each time behind a different flap. To create a flap, cut on the dotted lines and gently fold on the solid lines. Remind children to teach their parents the story they learnt today.



## Lesson Nine: Seek and you will find treasures in Heaven

### Main focus for the lesson:

- Treasure on earth (material possessions, wealth and status) are not as valuable as our relationship with Jesus and the reward in Heaven He has for us.

### 1) Memory Verse

- “But store up for yourselves treasures in heaven” Matt 6:20

### Idea to teach the memory verse

**For the younger ones:** Do the following actions

“Store up for yourselves” Mime the actions of collecting something and putting it into a basket in your arms.

“Treasures in heaven” Throw up your arms towards the sky.

**For the older kids:** Leaders mime an activity or action of things we do that store up treasures in heaven, while the kids guess what they are doing. Examples: praying; telling people about God; helping someone who is sick; worshipping God; giving someone some food etc.

When the kids have guessed correctly then everyone says the memory verse together and another leader has a turn to mime.

### 2) Hands on

#### 2.1 Perform the following game in the garden while the kids are arriving:

(see media pack for cards and poster)



Teachers hide the “treasure cards” in the garden and children go and find them. The children bring them back and the teacher helps them to decide whether the treasure is an earthly treasure or a heavenly treasure by asking the following questions (which will also be on the poster)

- Can this treasure last forever?  
Heavenly treasure = YES  
Earthly treasure = NO
- Can anybody steal this treasure from me or could I lose it or could it get broken?  
Heavenly treasure = NO  
Earthly treasure = YES
- Do I have to work hard to keep this treasure safe?  
Heavenly treasure = NO  
Earthly treasure = YES
- Can I enjoy this treasure when I go to Heaven one day?  
Heavenly treasure = YES  
Earthly treasure = NO

Now decide under which heading the card belongs.

## 2.2 Object lesson

You will need: broken watch, t-shirt/dress with hole, weathered ball or toy, picture of a bicycle, Bible

Good morning children. This morning I want to show you some of my favourite treasures. Look at this nice watch. This watch cost me a lot of money and it used to be one of my favourite little treasures. But a while ago I discovered it wasn't working. It is completely broken and it can't be fixed. I might as well throw it into the bin.

Look at this nice T-shirt/dress (teacher can decide). It was one of my favourite T-shirts that I've been keeping safe in a storage cupboard. I was sure it was safe and sound, but look at this hole! Do you know what made this hole? Yes. It was a moth. Moths seem nice and gentle but they actually love to eat the material like this T-shirt is made of. Now my nice T-shirt is worthless. I might as well throw it out.

Look at this soccer ball (or other object that has been weathered). I bought this a while ago but I left it outside in the rain and now it is so deteriorated that I can't play with it at all. I'll throw that out too.

Now I have one last item to show you. (Hold up a picture of an item that was stolen) Can you tell what this is a picture of? That's right. It's a picture of my favourite bicycle. I only can show you a picture because the real bicycle was stolen from me. I left it in my garden one night and when I woke up it was gone! Someone had stolen my nice bicycle.

In our Bible lesson today in Luke chapter 12, Jesus warns us that our earthly treasures don't last forever. They can break down, wear away, get eaten by moths or can even be stolen. Because they don't last, we certainly don't want to spend all our time and energy worrying about those sorts of things.

However, Jesus said that we could actually make treasures in Heaven that will last forever. **WOW last forever!?!?** I want to have treasure like that! Do you?

Jesus said that when we live life His way like ... having a relationship with Jesus, showing love to others, helping the poor, telling others about Jesus and his love (*name other ways*) we actually are storing up real treasure in Heaven.

Nobody knows exactly what that treasure looks like but Jesus made it clear that these would be wonderful treasures that would last forever. Now doesn't that sound absolutely awesome? All those treasure that I showed you before are nothing in comparison to the wonderful treasures God has got waiting for us in Heaven! And we don't really need to do much to get them except love God and love others! Well that's the best news I've heard all day.

### 3) Bible story (Matthew 19:16-22)

**Tell the children the story about the rich young ruler and discuss afterwards.**

#### A Rich Young Man's Question

<sup>16</sup>A man came to Jesus and asked, "Teacher, what good thing must I do to have life forever?"

<sup>17</sup>Jesus answered, "Why do you ask me about what is good? Only God is good. But if you want to have life forever, obey the commands." <sup>18</sup>The man asked, "Which commands?"

Jesus answered, "'You must not murder anyone. You must not be guilty of adultery. You

must not steal. You must not tell lies about your neighbor in court.<sup>19</sup> Honor your father and mother. Love your neighbor as you love yourself.”<sup>20</sup> The young man said, “I have obeyed all these things. What else do I need to do?”

<sup>21</sup> Jesus answered, “If you want to be perfect, then go and sell all the things you own. Give the money to the poor. If you do this, you will have a treasure in heaven. Then come and follow me!”<sup>22</sup> But when the young man heard this, he became very sad because he was very rich. So he left Jesus.

#### 4) Questions and discussion points

##### Points which can be discussed:

- Should I value material possessions more than my love for God?
- God sees everything we do and He is happy (and rewards us) when we do things for others without getting anything in return.
- Heaven’s treasures are better than anything we can dream of or imagine!

It is not a sin to be rich but do not value your money more than God.

#### 5) Craft

##### Option 1:


*“But store up for yourselves treasures in heaven” Matt 6:21*

Draw a picture of something you can do this week to store up treasure in heaven.


Draw a picture of something you can do this week to store up treasure in heaven.

##### Option 2: Storing treasures in Heaven craft.

Cut along the dotted lines and fold to create the gate opening. Stick another page to the back of this page to make an envelope so that the “treasure blocks” don’t fall out.




Write down some of your own ideas in each block of how you could store up treasures in heaven. Cut them out and slide them through the gates of your picture of heaven



##### Option 3:

Use your Bible to find the answers to the crossword. Matthew 6:19-21

**CROSSWORD**  
**TREASURES IN HEAVEN**  
 AVOIDING JEALOUSY OR GREED MEANS TAKING ON A DIFFERENT ATTITUDE. IT'S ABOUT DECIDING ON WHAT WILL HAVE MORE MEANING IN YOUR LIFE.  
 LET'S SEE WHAT GOD SAYS.  
**ACROSS**  
 1. "DO NOT STORE UP FOR YOURSELVES \_\_\_\_\_ OR PARTS."  
 2. "WHERE MOTHS AND \_\_\_\_\_ DESTROY."  
 3. "AND WHERE THIEVES BREAK IN AND \_\_\_\_\_."  
 MATTHEW 6:19  
**DOWN**  
 1. "BUT STORE UP FOR \_\_\_\_\_ IN HEAVEN."  
 2. "WHERE MOTHS AND RUST DO NOT \_\_\_\_\_."  
 4. "AND WHERE \_\_\_\_\_ DO NOT BREAK IN AND STEAL."  
 5. "FOR WHERE YOUR TREASURE IS, THERE YOUR \_\_\_\_\_ WILL BE ALSO."  
 MATTHEW 6:20-21



# Lesson Ten: Seek where your heart is

## Main focus for the lesson:

- Jesus wants me to give Him my heart
- I should treasure Jesus above everything, then that is where my heart will be
- Give to Jesus all that you have

### 1) Memory Verse

- *Matthew 6:21*

**for where your treasure is, there your heart will be also**

### Idea to teach the memory verse

Children start by making a heart shape using their fingers

Say: for where your heart is

Action: *jump to the side without bringing your hands with so that the heart shape is away from you, to the side*



Say: there your heart will be also

Action: *glide your hands so that your heart shaped hands are in front of you again.*

### 2) Hands on

#### 2.1) Object lesson:

- What you will need: (see media pack)
- Sign "JESUS"
  - HEART cutout
  - "toys" picture
  - "talents" picture
  - "things" Picture



The Memory verse we learnt today tells us **"where your treasure is there your heart will be also."** (Every time you say "where is your heart" the children repeat the verse)

To help you understand what Jesus was trying to teach us in this verse I have brought a few things that some of us might regard as treasures...

Say	Action
So this is our heart.	<i>Hold up heart shape</i>
Proverbs 23:26 says "My son, give me your heart, and let your eyes observe my ways."	<i>Stick "JESUS" sign to the board</i>
Giving our hearts to Jesus means loving Him more than anything else and if we love Him we will do the things He wants us to do.	<i>Stick the heart shape by the JESUS sign</i>
But what are some of the other things we love? Toys, trophies, money, electronics, fancy clothes ...	<i>Stick each of the pictures on the board AWAY from the JESUS sign.</i>
Aren't toys just amazing... like this ipad, scooter, lego set ... isn't it great spending time playing with them?	<i>Unstick and re-stick heart by toys</i>



<p>But if we love spending time playing with our toys <b>more than</b> spending time with Jesus ... toys are our treasures and then <b>where is our heart?</b></p> <p><i>"Where your treasure is there your heart will also be?" (children)</i></p>	
<p>Another thing we love is doing things. Some of us love to dance or sing. Others love to do sports. Sometimes we do things really well and we even win prizes for doing them.</p> <p>If we love doing things for fun or to get trophies <b>more than</b> doing things for Jesus ...then these things are our treasures and <b>where is our heart?</b></p> <p><i>"Where your treasure is there your heart will also be?" (children)</i></p>	<i>Unstick and re-stick heart by trophy</i>
<p>Some of us like having things like new clothes or lots of money</p> <p>But if we love having things <b>more than</b> having Jesus ... then these things are our treasures and <b>where is our heart?</b></p> <p><i>"Where your treasure is there your heart will also be?" (children)</i></p>	<i>Unstick and re-stick heart by things</i>
<p>You <b>can</b> like all of these things BUT only one of them can be your greatest treasure. Your heart can't be here and there at the same time. JESUS wants you to make Him your greatest treasure. And if Jesus is your treasure <b>where is our heart?</b></p> <p><i>"Where your treasure there your heart will also be?" (children)</i></p>	
<p>Jesus wants us to give Him our hearts. Jesus wants us to make Him our greatest treasure.</p> <p>Does making Jesus our greatest treasure mean we can't have any of these other things?(No)</p>	<i>Unstick and re-stick heart by JESUS.</i>
<p>I can be thankful for the things Jesus has given me and I can be thankful for the talents I have been given <b>BUT I should ALWAYS PUT JESUS FIRST – because JESUS is the GREATEST treasure.</b></p>	<i>Move the toys, trophy and money picture close around the Jesus sign but keeping the heart on JESUS.</i>

### 3) Bible Story + Lesson (Mark 12:44 / Luke 21:1-4)

What you will need:

-lots of coins

- big tin (so clanks when coins go in)

-dress up for rich man

-dress up for old lady

-bags of money (can be newspaper labelled money)

*(leader can use volunteers, work with a partner or change their outfit for each character)*

*Hold up the collection tin and ask – Who can tell me why we collect money at church?*

We collect money because God instructs us to. It is our service to God. The church uses this money to teach others about Jesus and to help people. Long ago crowds used to come and give their money in front of everyone. The more the people gave the more the people watching would cheer.

Today we have two people here who have come to put some money in the collection tin. So I want you to watch carefully and tell me which one of these people gives the most. Are you ready?

*Rich person comes in. At first they take out one or two coins and drops them into a tin as the kids count. Then he takes handfuls and handfuls of coins out of his pocket and drops them into the tin.*

*Next the old lady comes in. She opens her purse. Drops one coin in, digs around in her purse, finds another and drops it in too and leaves.*

**Ask:** Who gave the most?

To you and me, we would say the man gave the most. Did you see how many coins he gave! I think the crowd would have given a big cheer. *(let them cheer)*

And how many did the lady give? Only 2 coins! What kind of cheer do you think she would have been given? *(let them cheer)*

But that's not who Jesus says gave the most. The Bible tells us about a particular time Jesus sat and watched a crowd putting their money into a temple treasury. After he had seen the rich people giving large amounts and the widow giving only two coins he called His disciples over and said:

<sup>43</sup> Calling his disciples to him, Jesus said, "Truly I tell you, this poor widow has put more into the treasury than all the others. <sup>44</sup>They all gave out of their wealth; but she, out of her poverty, put in everything—all she had to live on." Mark 12:43-44

Oh! So Jesus wasn't looking at how much they were giving but more at how much they could have given but decided to keep!

Let's call the man and lady back and see what they have left.

Ask the man ... how much money do you have left? He replies... only these 2 bags with me. Oh and at home I have another 50 or so bags.

Ask the lady ... how much money do you have left? She opens her purse and turns it upside down and says... I have nothing left – I gave everything I had! All I had to live on.

Wow – EVERYTHING SHE HAD! Who do you think deserves the bigger cheer? *(let them cheer for the lady)*

Jesus knew how much each of them had to offer and knew that the lady was giving everything – even all she had to live on.

So what do we learn from this story...

Jesus is watching what we are giving. Jesus knows what we have to offer. He has given us so many treasures ... not only money but He has given us things we are good at; understanding who He is; time; a voice; love etc. Are we using the things we know to teach others or are we keeping it to ourselves?

We don't give to get cheers from people. We give to serve and please God. There are times in the Bible where Jesus had to correct people for giving so that others would say how great *they* were. Jesus wants us to give because we love **Him** and want to serve **Him** the best way we can.

Jesus and being obedient to Him is more important than anything. The lady knew she had to give – that was one of the rules – and so she was obedient. But she gave **everything!** Why do you think she did that? What did she treasure more ... money or God? We need to treasure Jesus before EVERYTHING else.

#### 4) Questions and discussion points

- What is your greatest treasure? (*how can you make Jesus your greatest treasure*)
- Jesus blesses us with many things like toys, money, talents etc. What are some ways we can show Jesus we are grateful for these things.  
(*say thank you, give God glory, share with others, not waste things, look after them, spend more time with Jesus than with these things, do not covet*)
- What can you give to Jesus?  
(*praise, prayer, thanks, teach others, time, money, use your talents for Him, testimonies, donations to poor etc*)

#### 5) Craft

##### Option 1:

Transform an egg box into a treasure box. Inside they draw, colour and decorate their greatest treasure. Younger children: Provide the word "JESUS" to decorate /colour. Encourage them to ask their friends and family "do you want to see my greatest treasure?" and open to reveal – JESUS!



##### Option 2:

Children cut out and colour the heart and treasure box. Use a strip of paper or paper chain to join the heart to the treasure box. Place the posters from the lesson around the room and let the children use their craft to go to each of them and say the verse. Once they have been to them all ask them where do they want their heart to lie?

