

Salvation!

(Teabag)

Lesson learnt:

This object lesson really has the "WOW factor" however you will need to practice before demonstrating it in front of the children. Not all teabags work so experiment until you find the right one.

The demonstration is a beautiful representation of salvation. Whether you are a new believer or have been a Christian your whole life, seeing this teabag take off on its own never gets old.

Leading someone in their salvation is one of the most valuable ways we can serve one another, and this lesson is a great way to start that process!


(Always use caution when using fire to demonstrate something. And make sure children never do this without an adult's supervision.)





Items needed:

- Teabags
- Scissors
- Lighter or matches

Instructions/ skit:

Link to video demonstration: https://youtu.be/rNO_KpDGzmc

| What to say: | What to do: | |
|---|---|---|
| This teabag is like you and me. It is filled with sin from the wrong things we do: (name some sin) | Tape the tag to the table and hold it up by the tea bag making sure the children can see all the "sin" inside the teabag. |  |

| | | |
|--|---|---|
| <p>God loves us and so He sent Jesus to take away our sin.</p> <p>Jesus laid His own life down for us so that all our sin would be taken away from us.</p> | <p>Cut the tea bag free from where it joins the tag and let the "sin" fall out.</p> |  |
| <p>And instead filled us with His Holy spirit</p> | <p>Unfold the tea bag and stand it up straight on the surface you are working on.</p> |  |
| <p>When we choose to believe in Jesus, ask for His forgiveness and live a life that is on fire for God (name ways we can do that)</p> | <p>Set the tea bag on fire at the top of the teabag.</p> |  |
| <p>We will one day get to live FOREVER AND EVER AND EVER with Him in Heaven.</p> | <p>The tea bag should lift up into the air on its own!</p> |  |