

READY,  
SET,  
GO!

# Ready Set Go

## Contents:

		Page
<b><u>Leader's letter</u></b>		
<b><u>Lesson 1</u></b>	<b>God keeps His promises</b>	4 - 9
<b><u>Lesson 2</u></b>	<b>God has a plan</b>	10 - 13
<b><u>Lesson 3</u></b>	<b>Know that I am God</b>	14 - 18
<b><u>Lesson 4</u></b>	<b>Passover</b>	19 – 21
<b><u>Lesson 5</u></b>	<b>Crossing the Red Sea</b>	22 – 25
<b><u>Lesson 6</u></b>	<b>Community</b>	26 – 29
<b><u>Lesson 7</u></b>	<b>Mount Sinai – God commands</b>	30 – 34
<b><u>Lesson 8</u></b>	<b>Wandering in the desert</b>	35 – 38
<b><u>Lesson 9</u></b>	<b>Crossing the Jordan</b>	39 – 42
<b><u>Lesson 10</u></b>	<b>Entering Promised Land</b>	43 – 47

## Ready Set Go

### LETTER TO THE LEADERS

This term we will be taking the children on the Israelite's journey out of Egypt to the Promised Land. Using scripture we will show them how faithful and loving God is and how He provided for them the whole way. We will see the many mistakes the Israelites made and how they ended up wandering in the desert for so long.

Our aim is to help the children see that when they choose to believe in Jesus they also start their own journey. By studying God's Word together we hope to show them how much our faithful God loves and provides for them and how by trusting and obeying Him we can avoid making the same mistakes as the Israelites did and live blessed lives doing God's plans for us.

To help you explain this journey each class will be given a storyboard (map) and pictures. One side of the picture shows the story of the Israelites while the other shows how it relates to us. The idea is to add the pictures each week as the journey progresses.



Where possible we try and come alongside parents in teaching their children. To make them aware of what we are teaching each week posters will be sent to each site. Please display them and encourage parents to take a photo so they can refer to them at home. These will also be displayed on the screen during arrival time at church and on special request may be printed.

READY SET GO game boards will be given to each child, along with play pieces, a dice and a spinner. Please encourage parents to play the game with their child and re-cap lessons taught.

A reminder that all craft requests will need to be in by the second week of the start of the term.

## Lesson One: God keeps His promises

- God made a promise to Abraham .
- God has given us a promise.
- God always keeps His promises.

### 1) Memory Verse

- **Romans 4:21**

***“He (Abraham) was fully convinced that God is able to do whatever He promised”***

#### Idea to teach the memory verse

Romans 4:21 tells us that Abraham was fully convinced that God was able to do whatever He promised. Are you fully convinced? *Yes God can do anything He promises!*



Set up a hopscotch court using chalk or tape  
In each square have one of the words **“I am fully convinced that God is able to do whatever He promises”**

Get the children to say the words as they hop into each square. Once they have said it a few times start to remove a word one at a time until the only word left is “promises”

Conclude: What word remains? **PROMISES!** I left that one to remind you that God’s promises to you always remains!

### 2) Hands on

#### 2.1) Star collection (*arrival*)

As the children arrive let them search for stars and stick them up all over the wall. Later in the Bible story you will walk to or remind them of this wall as you talk about all the descendants God promised Abraham.

#### 2.2) Scavenger Hunt: (*to be played during the story*)

Have pictures of clothes hidden all over the venue. Each child gets given a “*scavenger hunt*” page for them to search for pictures of the items. As they find them get them to pack them in the suitcase



#### 2.3) Object lesson

People make promises every day. I have 2 things here which are actually a symbol or a sign of promise.

The first thing is a wedding ring.

Who can tell me what does a wedding ring represent?

That’s right that a man has committed to marry a woman.

They probably said something really sweet to each other like, I will promise to love you for better or worse, for richer or poorer and in sickness and in health.

The rings are a promise of this commitment to one another.



The second thing is a stamp.

Have any of you every bought a stamp which you have put on a letter and sent to someone in the post.

The stamp is the promise by the post office that they will send your letter to the person that you want to send it to. No matter where the person lives that letter should get to them.

It could be raining, sunny or even snowing but the post office has promised that they will send your letter to the person that it must go to.

Now the sad thing is that not everyone keeps their promise.

Have any of you ever made a promise and haven't been able to keep it?



Can I tell you something AWESOME. There is one person who will **never**, ever break their promise. Do you know who that it? Yes, that's right, God.

Just like we learnt in the memory verse. God is able to do whatever He promises and always keeps it.

### 3) Bible Story + Lesson

*(Teacher please read Genesis 12- 42 to help put the journey in context and Romans 4 on the faith of Abraham)*

*Someone walks in dressed as Abraham. He has an old face, a blanket over his head and a staff in his hand.*

Good morning boys and girls. My name is Abraham.

I am here to tell you my story. When you get home you can read more about my story with your parents in Genesis 12.

Well to start off. I didn't believe in God, I didn't think it was important for me to know about Him or to think that He even cared for me. I am married to a lady named Sarah. She was a lovely wife but she couldn't have any children because, well, we are both quite old... like over 100 years old. But we were really enjoying life, living in our tent and looking after our animals.

Now one day God said **3** things to me...

**1** Go from your country to a land that I will show you.

I thought "Agh I really like to here." But if someone is giving me land. Then yes I am going to take it.

**2** I will make you a great nation

I thought: "How could that possibly happen? My wife can't have children. I will take the land but this one seems impossible."



### 3 I will make your name great and make you a blessing to others

God promised to bless me so that I would be a blessing to others. He said that He would even bless those who bless me and that all the families of the earth shall be blessed through me.



WOW WOW WOW. What could this mean?

Do you think I should trust God. Do you think He will keep His promises?

*(remind them of the memory verse and being fully convinced that God can do what He has promised)*

Yes I am convinced! He will keep His promise. Quick help me pack. Let's go. *(see hands on for the scavenger hunt game)*

*Then say.* Once my wife and I were all packed we took everything we had and we set out for the land of Canaan. *(walk with the kids to where you stuck the stars up earlier)*

When we got to Canaan God said to me. "This is the land that I have given to your offspring". So I made an altar to the Lord. We went to the east of that land and we set up our camp.

Over the next few years we went to Egypt because of a huge drought.

But God spoke to me again. He said to me,

**"Fear not, for I am your shield, your reward shall be very great."**

But I argued with God and said how can this be? My wife is so old and we have no children.

God said to me, **"You will have your own son"**. He said, **"Look at the heavens because your descendants will be more than the stars in the sky"**

God is saying that I will have a son and he will have lots of children, and they will have more children, and they will have even more children until there are as many children as there are stars in the sky.



Do you see all these stars on the wall? Can you imagine having that many children in your family. Now think how many more stars than this you see at night! Now that's a lot of children in your family!

But I didn't even have one son! Do you think God will keep His promise?

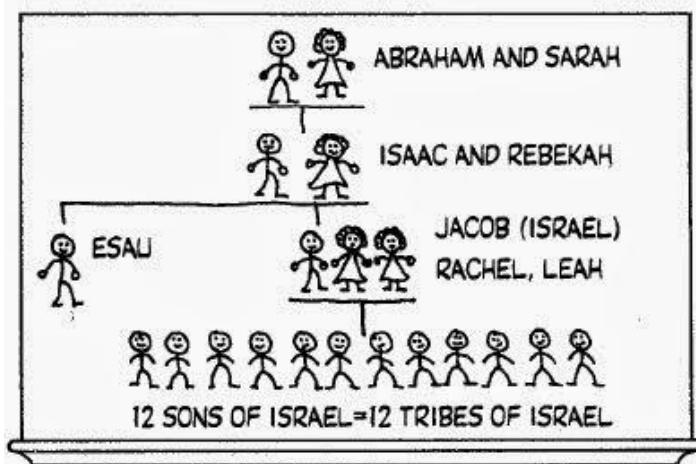

**I am fully convinced that God is able to do whatever He promises. AND HE DID!**

God blessed me with a son called Isaac.

And Isaac had a son called Jacob.

Jacob then had 12 sons. Remember one of those sons was Joseph who was working in Egypt and helped the other brothers to find food in Egypt during a famine.

Jacob's children all had families and they become the nation of Israel.



As we look more at Israel's story this term, you will see how they get to live in the Promised Land.

So did God keep His promise to me and give me land? **Yes**

Did God keep His promise and give me a son and then children as many as the stars? **Yes.** In fact, a whole nation came from my family. That nation still exists today.

Did you know that Jesus is from my family?

Did you know that Jesus is the saviour of the world?

We are all God's children because of this.

Did God bless the nations through me? **Yes.** We all are blessed because of Jesus.

2 Corinthians 1:20 "for all of God's promises have been fulfilled in Christ with a resounding "YES" and through Christ, our "Amen" (which means yes) ascends to God for His glory.

The amazing thing is: If we are children of God then He has promises for us.

Galatians 3:26-29 says "you are all Children of God through faith in Christ Jesus... if you are Christ's then you are Abraham's seed and heirs (God's children) according to the Promise.

So children the rest of this term we are going on a journey. We are going to explore how God took the Israelites on a journey. This is no ordinary journey because it is actually a picture of how Jesus wants to walk with us now in our everyday life.

You must enjoy this journey that we are going on and please remember to ask lots of questions if you feel confused along the way.

#### 4) Review questions



a) Did God keep Abraham's promise? (yes)

b) Do you think that God keeps His promise?

c) Share a time when God kept His promise to you.

d) How does knowing God keeps His promises make you feel? (*like we can trust Him, gives us hope and peace*)

e) What are some promises that God has for you?

Read Matthew 28: 19

"Therefore go and make disciples of all the nations (we normally stop there, but there is more) baptizing them in the name of the Father, the son and the Holy Spirit, (but there is more) teaching them to observe or obey all that I have told you. (and here is the promise). And behold, I am with you always, to the end of the age".

Psalm 2:8

"Ask of me and I will make the nations your heritage, and the ends of the earth your possession".

#### 5) Craft

Option 1: Colour page


I am fully convinced that God is able to do whatever He promises!  
Romans 4:21





## Option 2: Activity Page

Find the matching promise and verse. Colour them the same colour.



## Option 3:

Cut the pictures in pairs and fold them to form a booklet. On the blank pages have the children add other promises found in the Bible or ones given personally given to you.. Even ask your parents if God has given you any specific words or promises.

<p>I am fully convinced that God is able to do whatever He promises! Romans 4:21</p>	<p>Deuteronomy 31:6</p> <p>"Be strong and courageous. He will not leave you nor forsake you."</p>	<p>Psalm 121:7</p> <p>"The LORD will protect you from every danger. He will protect your soul."</p>	<p>Psalm 23:1</p> <p>"The LORD is my shepherd. I will always have everything I need."</p>
<p>Jeremiah 29:11</p> <p>"I have good plans for you. I don't plan to hurt you. I plan to give you hope and a good future."</p>	<p>Romans 8:38</p> <p>Nothing can separate us from God's love"</p>		<p>Find the matching promise and verse. Colour them the same colour.</p> <p>_____ (your name) is fully convinced that God is able to do whatever He promises"</p> <p>Hebrews 13:5</p> <p>I will keep you safe</p> <p>I will never leave you</p> <p>I will Love you forever</p> <p>Nahum 1:7</p> <p>Psalm 136:1</p> <p>Isaiah 49:13</p> <p><b>I am standing on God's</b></p>

## Lesson Two : God has a plan

### Main focus for the lesson:

- God had a plan to use Moses' life
- God has a plan for your life
- Nothing and no one can ever stop God's plan

### 1) Memory Verse

- Jeremiah 29:11

***“For I know the plans I have for you,” declares the Lord, “plans to prosper you and not to harm you, plans to give you hope and a future”***

#### Idea to teach the memory verse

For older children:

- Write the memory verse on a board/ write the words on individual pieces of paper.
- Repeat the verse together a few times.
- Erase / Remove 1 or 2 words and repeat the verse again.
- Keep removing words until the entire verse is erased/ removed.

For younger children:

Each time the children take a step forward have the children repeat **“God knows the plans He has for me”** and the teacher then replies each time ...

Plans that are good (Children “God knows the plans ...etc)

Plans to protect you

Plans to give you hope

Plans for your future

### 2) Hands on

*(Recommended that the Bible Story be done first and then the object lesson)*

Prepare:

- a bowl of unpopped popcorn kernels
- a bowl of ready mielie pap.

Sometimes we can be a bit like Moses when God asks us to do something. We get scared or we don't feel good enough. We sometimes feel like maybe God doesn't want to use us because we don't have much to offer Him. We're not as smart as some of our friends or maybe we're not as good at sports or we're not as creative and artistic. We can't speak in front of big groups easily or we don't like going up to strangers.

*(Take out and show the kids the bowl of un-popped kernels)*

How much mielie pap do you think you could make using these kernels?

If you were to crush up these kernels and cook them you would probably make about a bowl's worth of mielie pap *(show the kids the bowl of ready-made mielie pap).*

But if you were a farmer and you planted these kernels and when the harvest came you kept some kernels aside to plant again you would end up with an endless supply of mielie pap.

Correct? *(yes)*

The same is true with us and God. When we look at ourselves we only see a little bit and we think that we can't give or do much. But when God looks at us He sees potential. He sees that if we give everything we have and use it in the right ways, we can multiply and do many great things for Him.

Remember just like Moses sometimes bad things can happen to us. Sometimes those things can hurt us or we can get scared, but no matter what happens around us it will never stop or change the fact that God has a plan for us. He is bigger and stronger than anything or anyone around us.


### 3) Bible Story + Lesson:

Last week we learnt that God promised to make Abraham and his family a great nation. Watch how God kept His promise as He built the nation of Israel!

*(Use the pictures from the Media Pack to show how the Israelite nation grew as God promised)*

- God gave Abraham a son – Isaac
- Isaac then had two sons named Esau and Jacob.
- Jacob then had twelve sons!

Later God changed Jacob's name to Israel and 10 of Jacob's sons and 2 of his grandsons (Joseph's sons) are called the tribes of Israel. These are the Israelites we so often talk about.




The Bible tells us how Jacob's son, Joseph, is sold by his brothers as a slave and he ends up in Egypt. When the famine comes, that means there is no food anywhere, the rest of the family all end up moving to Egypt too and the Pharaoh (King) of the time welcomes them to settle there.


- If this is how big the Israelite nation got in just 3 generations can you imagine how big it was 100's of years later!

By now there is a new Pharaoh who rules over Egypt and he doesn't know about how the Israelites were welcomed to stay there.

(Exodus 1:8) All he can see is that the Israelites are multiplying and multiplying! (Just how God promised Abraham they would)



Pharaoh then becomes worried that the Israelites could join with one of his enemies and overthrow and rule Egypt. He decides to make them slaves! (Exodus 1:11) Pharaoh forced them to work hard in the fields, carry heavy things and their workload was continually being increased. Not once did he show any love or mercy!



Do you think that stopped what God had promised? **NO!** (Exodus 1:12) The Bible tells us that the Israelites kept on growing bigger and stronger, just as God had planned.

Let's look at the plan that God had for Moses' life. *(use timeline provided in the media pack)*



As you tell the story move Moses along the cut-out line.

Turn the picture over to show he left and returned when he got older.



When Pharaoh saw that the Israelite nation was still growing stronger and stronger he called two midwives, Shiphrah and Puah. A midwife is someone that helps you when you are delivering your baby. Pharaoh wanted them to kill any Israelite baby boy when he was born. The midwives feared and respected God and did not do as the king of Egypt had commanded them, so God blessed them with families of their own. The Israelite nation kept growing – and baby Moses was born. (*Exodus 1:17-21*)

The king ordered that all the Israelite baby boys must be thrown into the Nile river. Moses' mom then hid him in their house for 3 months so that the soldiers wouldn't find him.

Moses' mother then put him into a basket and let the basket float down the Nile river. She must have trusted that God would protect her baby and take him to a safe place.

Do you know where God took Moses? God took Moses to where Pharaoh's daughter was washing by the river. The princess decided to raise Moses in the palace as her own son. How scary is that? Living in the same house as the man that was ordering all the Israelite baby boys to be killed, but God had a plan for Moses' life and continued to protect him.

Once Moses had grown up he moved away from Egypt to the land of Midian, but the Israelites that were still in Egypt were still being treated very badly. So God spoke to Moses from a burning bush and told Moses to go back to Egypt to ask Pharaoh to let His people go. The plan God had for Moses was for him to lead the Israelites out of slavery. After all the times God had protected and saved Moses you would think Moses would jump up immediately and do what God asked him to do. Do you know what he did? Moses got scared of what the people would think or say about him. He told God that He wasn't good enough because he had a stutter.

*(Perform hands on here)*

God reassured Moses that He would show the Egyptians signs so that they would believe in God. He also sent Aaron with to talk on Moses' behalf. Knowing that God would always be with him and give him strength what do you think Moses did? (*He obeyed God's plan and went to Egypt to lead the people out of slavery*)

#### 4) Review Questions

- a. Do you think God protected Moses? (yes) Will he protect us? (*Yes, He cares about and loves us*)


- b. Do you think God brought people into Moses life to help him? *(Yes. The midwives spared his life. His mother protected him. The princess took care of him)* Do you think God will send people into your life to help you? *(Yes, that's why God wants us to be a part of a church because He wants us to have friends and family that can support and help us).*
- c. Do you think God had a plan for Moses and used him? *(yes)* Do you think God has a plan for you and will use you? *(Yes, if you are obedient and do what God asks you will see His plan for you).*

## 5) Craft

### Option 1: God has a plan for Moses

Children make their own story boards to colour and use to retell the story at home.

Option: Let them use their craft as you tell the story



### Option 2: Memory Verse corn kernels mosaic



Take pop corn kernels and dye them a variety of colours. Children can create their own mosaic or decorate the colour page with them.

### Option 3: Colour page



## Lesson Three : Know that I am God

### Main focus for the lesson:

- God sent the plagues so that people would know that He is the one and only living God.

### 1) Memory Verse

- Psalm 46:10

***Be still! And know that I am God. I will be exalted among the nations, I will be exalted throughout the World.***

### Idea to teach the memory verse

Play a song for them to sing and dance along to. When the music stops get them to say the verse.

Explain to the children that we worship God because we know who He is. In this verse God is telling us not to worry – He will be worshiped, lifted high and known in our country and in the whole world.

### 2) Hands on

#### SPOT THE FAKE:

Choose any item you can find a lot of different types of. It can be pictures, toys, fake objects and then the real item. Have the children show you which are real and which are fake.



Say to them are you sure this is the real one? How do you know. (*it smells, tastes, looks, sounds, feels like the real thing*) It is easy for us to see the difference between the real and the fake.

Today we are going to learn about how Pharaoh and the Egyptians were confused about who the one true God was and the fake gods they were worshipping. But when God showed them His power it was easy to spot who was real and who was fake.

### 3) Bible Story + Lesson:

**NOTE:** Use the following story board provided in the media pack to complete the pictures of each plague as you tell the story. This week we will look at the first 9 plagues and the 10th "blood of the lamb" will be explained next week. There is a lot of detail in the story so you will need to prepare well. As an option have someone draw while the other tells the story.



Let's look at the map and see where the Israelites are in their journey. They are still slaves in Egypt and have been for the last 400 years. But God hasn't forgotten them.




When God spoke to Moses through the burning bush, He gave him a message to tell Pharaoh. That message was "LET MY PEOPLE GO" (*have the children repeat this to say later in the story*)

When Moses and Aaron told Pharaoh this message what do you think Pharaoh said? Let's read his reply:

EXODUS 5:2 "Who is the LORD? Why should I listen to Him and let Israel go? I don't know the LORD, and I will not let Israel go."

Pharaoh and the Egyptians didn't know God. In fact, they had made up a whole lot of fake gods. They had fake gods for the river, the plants, the sun, the animals, for their health and even the weather. But they didn't know the real one true God!

So God chose to send plagues so that the people could see His power and see that He was real and these other gods they had made up were fake.

Complete the picture to look like the following	Main Points to discuss ( <i>let the children all say "LET MY PEOPLE GO!"</i> )
	<p>God got Moses to tell Pharaoh His message "LET MY PEOPLE GO!" But Pharaoh said no! So all the waters were turned to blood. There was nothing for them to drink for 7 days! And God said: "By this you will know that I am God." (Exodus 7:17)</p>
	<p>God's message again was "LET MY PEOPLE GO!" God warned Pharaoh that He would send frogs everywhere but still Pharaoh would not listen to God and so the frogs came. Pharaoh got his magicians to do a trick to also make the frogs come but they couldn't make them go away again. There were frogs everywhere. In the palace, in the streets, in their bedrooms, even in their ovens and cooking pots. Pharaoh pleaded with Moses to pray to God and ask Him to take the frogs away. He even promised to let the people go. Moses agreed to pray to God and reminded him "<i>then you will know that there is no one like the Lord our God.</i>" (Exodus 8:10) God made all the frogs die but as soon as they were dead Pharaoh changed his mind and made the Israelites stay as slaves. The dead frogs were made into piles in the streets and the stink must have been such a reminder that God was powerful and real.</p>
	<p>This time God didn't give Pharaoh warning. He asked Aaron to hit the ground with his rod and the dust turned to gnats. Gnats are like mosquitoes; they swarm and bite you and make you itchy all over. Pharaoh's magicians tried to do this too to prove that they were also powerful but they couldn't! Even they started to realise that God was more powerful and real, and they told Pharaoh "This is the finger of God" (Exodus 8:19) But Pharaoh would not listen. The Bible says his heart was hard.</p>



God wanted His people to be free so they could worship Him so again Moses told Pharaoh ***“LET MY PEOPLE GO”***  
God warned that if he didn’t, He would send swarms of flies everywhere EXCEPT where His people the Israelites lived. Pharaoh still didn’t listen and when the flies came it was easy to see the division between the people that believed in God and those that didn’t. Not single fly was over the Israelite people. Pharaoh again called Moses and agreed to let the people go and worship God if Moses would just pray to God to take the flies away. Can you see how Pharaoh is starting to see that the only one who has power over the river and nature is God. He knows God is the one to pray to. Once the flies are gone, Pharaoh changes his mind again and won’t let the people go.



God again sent the message to Pharaoh ***“LET MY PEOPLE GO”***  
This time God gave Pharaoh a whole day to decide to listen to Him or not. By now Pharaoh knew that God’s promise that his animals would get sick would really happen but still he would not listen to God.  
The next day every single one of the Egyptian’s animals were sick and dying. Exodus 9:7 tells us that Pharaoh even sent someone to check the Israelite’s animals and found that not even one was sick. Wow again God is showing Pharaoh the difference between believing in Him and not. Yet still Pharaoh remained stubborn and wouldn’t let the people go.



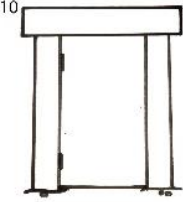


Without warning God had Moses toss soot (or ash) from the fire into the air. God made it form fine dust that when it landed on the Egyptians they were covered with boils and sores. But still Pharaoh would not let them go.



Again God sent His message to Pharaoh ***“LET MY PEOPLE GO!”***  
This time God reminded Pharaoh why He was sending all these plagues. Can you remember why?  
*Read Exodus 9:14-16)*  
God reminded the Egyptians that He could have just wiped them off the face of the Earth but He didn’t. Instead He brought these plagues and would bring more so they could see His power and so His name could be declared all over the Earth.  
God then warned them that He would bring a hailstorm bigger than ever and that they should bring their livestock under cover. Some of the Egyptian servants listened and brought their animals in while others did not. Everything that was left outside was struck down as God had said. Again God protected the Israelites and no hail fell on their land.  
Pharaoh quickly called Moses. He confessed that he had sinned and that God was right. He asked Moses to please beg that God stop the hail and he would let the people go.  
Moses knew that Pharaoh still didn’t fear and honour God but he prayed and God took away the hail.




	<p>God again gave Pharaoh a chance to obey Him and sent him the message “<i>LET MY PEOPLE GO</i>”</p> <p>Moses warned them that God would send locusts to destroy everything that was left. (<i>Exodus 10:7</i>) The Egyptian servants came to Pharaoh and said “Let them go and worship the Lord their God, don’t you realise Egypt is in ruins!” They could see the power of God. They knew that God would do what He said He would do – the locusts would come. And when Pharaoh refused the locusts came.</p> <p>Again Pharaoh begged for forgiveness but once the locusts left he still would not let them leave.</p>
	<p>Light remained where the Israelites lived but God brought darkness on Egypt. The people could not see a thing. Pharaoh tried to bargain saying ok leave but don’t take any animals. The Israelites in those days used animals as sacrifices to worship God. Moses would not agree and the darkness stayed. This made Pharaoh furious.</p>
	<p>There was only one way that the people of Israel were going to be set free. God would have known this right from the beginning. But He used all these other plagues to make sure that everyone could see there was no other like Him. He was more powerful than any of the fake gods of the river, plants, animals, sun, health and all the other fake gods they worshiped.</p> <p>Only He had the power to bring and take away and only He had the power to save them. Next week we will look and see what God did to set the Israelites free.</p>

**4) Review Questions**

- a) Why did God bring the plagues on Egypt? (*so they’d know that He is God*)
- b) Could anyone else do what God did? (*No*)
- c) Were the people that believed in God (Israelites) treated differently to the people that followed fake gods? (*Yes, God protected them*)
- d) Who is God to you?

**5) Craft**

5.1) Children build and decorate the dice to use to tell the story how God sent the plagues so that they would know He is God.



5.2) Use the Bible to look up the verses and match them to each plague. Make note how each time God is making Himself known.



The magicians said  
"This is the finger of God"  
(Exodus 8:19)



I will make a  
clear distinction  
between my people  
and your people.  
(Exodus 8:22-23)



There was light  
where the  
Israelites lived.  
(Exodus 10:22-23)



Pharaoh sent  
his officials  
to investigate  
(Exodus 9:7)



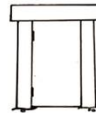
"By this you will  
know that  
I am God."  
(Exodus 7:17)



"Then you will know  
that there is no one  
like the Lord our God."  
(Exodus 8:10)



Pharaoh's  
officials said  
let them go.  
(Exodus 10:7)



The final plague  
(Exodus 11)

5.3) Children practice completing and retelling the story



Water to blood

Frogs everywhere

Gnats from the dust

Flies

Animals Sick



"By this you will  
know that  
I am God."  
(Exodus 7:17)

"Then you will know  
that there is no one  
like the Lord our God."  
(Exodus 8:10)

The magicians said  
"This is the finger of God"  
(Exodus 8:19)

I will make a  
clear distinction  
between my people  
and your people.  
(Exodus 8:22-23)

Pharaoh sent his officials  
to investigate but none of the  
Israelites animals were harmed  
(Exodus 9:7)

**KNOW THAT I AM GOD**

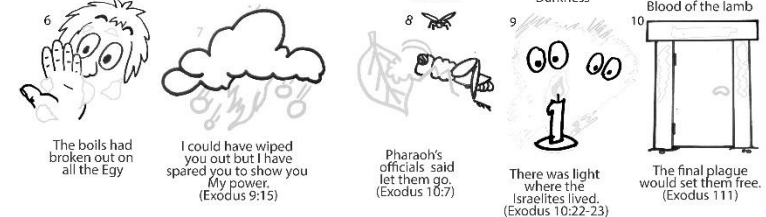
Boils

Hail

Locusts

Darkness

Blood of the lamb



The boils had  
broken out on  
all the Egy

I could have wiped  
you out but I have  
spared you to show you  
My power.  
(Exodus 9:15)

Pharaoh's  
officials said  
let them go.  
(Exodus 10:7)

There was light  
where the  
Israelites lived.  
(Exodus 10:22-23)

The final plague  
would set them free.  
(Exodus 11)

## Lesson Four: PASSOVER

### Main focus for the lesson:

- The 10<sup>th</sup> plague and the lamb's blood on the doorposts
- Jesus is the lamb!
- Jesus' blood covers our sin and ensures we have eternal life in Heaven.

### 1) Memory Verse

- John 1:29

***"Behold the lamb of God who takes away the sin of the world!"***

### Idea to teach the memory verse

Leader 1 stands in front of the children and says in a whisper: Did you hear what John said? John said "*Behold the lamb of God*" and Leader 2 continues "*who takes away the sin of the world!*" Leader 3 says: "*John 1:29*"

Now divide the children roughly into three groups with a leader in front of each group. Leader 1 says: "*Behold the lamb of God*" and the children repeat. Then leader 2 says; "*Who takes away the sin of the world!*" and the children repeat. Leader 3 says: "*John 1:29*"

Do this a few times then swap. And repeat a few times.  
Then say the whole verse altogether a few times.

Ask: Who was John talking about? Who is the lamb of God that takes away the sin of the World? **JESUS IS THE LAMB WHO TAKES AWAY OUR SIN**


### 2) Hands on

#### Tell the story as if you are Moses and the children are the Israelites.

Hello Israelites. I can't believe Pharaoh's heart is still so hard towards the Lord! The Lord has already sent nine horrible plagues to Egypt and Pharaoh just won't let us go! But God told me that He is going to send one more plague to Egypt and that the first born son of every home is going to die! I think that this time it's going to change Pharaoh's mind...

God has told me that anyone who believes in Him and follows these instructions won't have anyone in their home die. (*get the children to air act out the following*) He said to tell you to

- quickly make bread without yeast. (*stir*)
- eat your supper with your shoes on so that you are ready to leave very fast! (*put your shoes on and eat your supper*)
- Choose a white and spotless lamb which must be sacrificed (*Children choose and point at the white lamb*) and it's blood painted on the doorframes of your house. (*act out painting*)
- *Then stay inside until morning, I will bring news. (pretend to go to sleep)*



Good morning everyone! Time to wake up!

(*Give each child a picture with a doorframe on either side. The one side is painted red and the other is not.*)

The Israelites had a choice to make. Believe in God and do what He said (*hold up door with red*) or do not believe in God and don't follow His instructions. But only one would live. Which would that be? Hold up your doorframe the way you would have chosen.

Yes only the ones that believed in God and did what He said would have been saved by the blood of the lamb.

Oh wait - Pharaoh has said that we the Israelites can leave Egypt! God has protected us! Come on everyone, let's go!









### 3) Bible Story + Lesson

In your smaller groups, recap the story of the Passover night.

- Pharaoh's heart was hard, and he would not let the Israelites go even after the 9 plagues that God sent.
- God sent a final plague that would change Pharaoh's heart, the death of the first-born son of every house.
- God wanted to provide a way for His people to be protected from the angel of death so that their first-born sons would not be killed.
- God told the Israelites to find a spotless lamb and sacrifice it.
- The blood from that lamb would need to be painted onto the doorframes of each house so that the angel of death would not kill anyone in that house.
- Those that believed in God and did what He said were saved.

Today the World is full of sin and the Bible tells us that sin separates us from God. If we die and are judged to be found with sin in our hearts, we cannot go and live with God in Heaven. **BUT** just like God had a plan for the Israelites, God had a plan for us! That plan is JESUS!!

Use the pictures to show the parallels between Jesus and the Passover lamb. Place them next to each other as you explain.

Israelites Journey	Our Journey
 <p>A sacrifice was needed to free God's people from slavery in Egypt.</p>	 <p>We need to be freed from our sinful ways or we cannot go to Heaven. (Isaiah 59:2) (John 14:6)</p>
 <p>God instructed the people to find a lamb and examine it. It must be spotless.</p>	 <p>Jesus was judged by many and found without sin. (Luke 23:13-25) (1 Peter 2:22)</p>
 <p>The lambs were killed, and their blood painted on the doorposts of the Israelite houses. The lamb's death purchased their freedom.</p>	 <p>Jesus was killed on the cross. Jesus' blood purchases our freedom from sin. (Ephesians 1:7)</p>
 <p>Pharaoh said "Go!" and the people were free!</p>	 <p>Jesus says: "It is done!" and so we can go to Heaven! (John 19:30)</p>

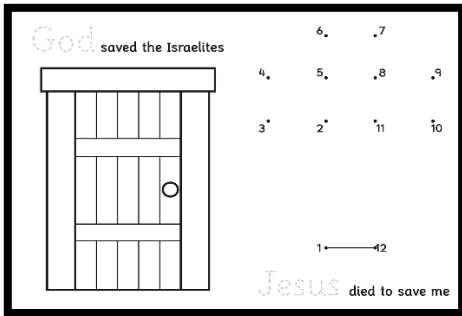
#### 4) Learning outcomes

##### How does this apply to me?

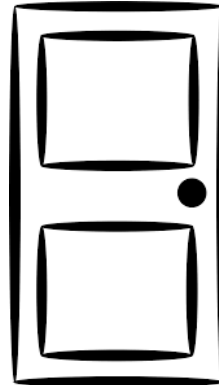
- The Israelites had to do something in order for them to be saved. They had to put the lamb's blood on their door. What do you have to do to be saved from your sin? **(BELIEVE IN JESUS. Believe that He died for our sin and that He is alive in Heaven)**
- Do I understand the price that Jesus paid so that I can live with God in heaven?
- God always has a plan! **READ Ephesians 1:7-14**

#### 5) Craft

**Option 1:** Paint red paint on the door frames and do the dot-to-dot. Trace the words God and Jesus




**Option 2:** Door craft. Use ice cream sticks to make doorposts and paint them red. Flap the doors so they can open with the verse underneath. John 1:29



**Option 3:** Stick the pictures from the lesson into the correct block.

Exodus 12:1-14	Our Answer
A sacrifice was needed to free God's people from slavery in Egypt.	We need to be freed from our sinful ways or we cannot go to Heaven (Galatians 3:2) (John 14:6)
God instructed the people to find a lamb and examine it. It must be spotless.	Jesus was judged by many and found without sin. (Luke 22:13-21) (1 Peter 2:22)
The lamb was killed, and their blood put on the tops of the Israelite houses. The lamb's death purchased their freedom.	Jesus was a lamb on the cross. Jesus' blood purchases our freedom from sin. (Ephesians 1:7)
Pharaoh said, 'Go!' and the people trembled.	Jesus says, 'It is done!' and as we begin to believe! (John 19:30)



**Option 4:** Crossword



## Lesson Five : Crossing the Red Sea

### Main focus for the lesson:

- The Israelites were led by God's Spirit to the Red Sea and were protected by the Holy Spirit from the advancing Egyptians.
- The Israelites journey through the Red Sea is a picture of water baptism in the new testament. Just like Israel was cut off from their old life by the Red Sea and brought into a new way of life with God, water baptism is a demonstration of us leaving our old way of life without Jesus behind and coming into a new life in Jesus.
- The Holy Spirit fills us to do what God wants us to do.

### 1) Memory Verse

- **Acts 1:8**

***But you will receive power when the Holy Spirit has come upon you, and you will be My witnesses in Jerusalem and in all Judea and Samaria, and to the end of the earth.***

### Idea to teach the memory verse

Use the "Hands On" section to teach the memory verse.

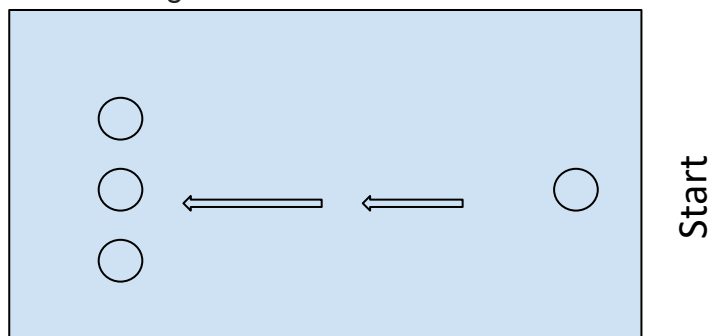
### 2) Hands on: You will receive POWER game.

#### What you need:

- One balloon per player (*have spares in case*)
- 16 disposable cups
- A table

#### Set-up play:

- Line the cups in groups of 3 (*lost people*) on one end of the table and place one cup (*you*) in front of each group of 3.
- Place the balloon at the starting end.



#### How to Play:

- Stand facing the table near the balloon.
- When the game begins, grab the balloon and blow it up.
- Turn the open end of the balloon towards the cup and let air come out to blows the cup towards the group of 3 cups.
- As they play say: You will receive power when the Holy Spirit comes upon you, and you will be my witnesses.
- When you run out of air, blow the balloon up again and continue, until you have reached the 3 cups (people).
- REMIND THEM: NO TOUCHING ALLOWED. ONLY USE THE AIR

### 3) Bible Story + Lesson:

PLEASE NOTE: **DO NOT BAPTISE CHILDREN WITHOUT PERMISSION FROM THEIR PARENTS!** Parents may want to be present, want to find out more or disagree with it, so we will need them to be part of the process. Please do follow up and make sure the child fully understands if they are interested in doing so.

Today we are going to learn about the next part of Israel's journey - crossing the Red Sea. The Bible tells us that once Pharaoh let God's people go, after the Passover, they were led by God around the way of the wilderness to toward the Red Sea.

How were they led by God?

**Let's read Exodus 13:21 - 22 (English Standard Version (ESV))**

<sup>21</sup> And **the Lord** went before them by day in a pillar of cloud **to lead them** along the way, and by night in a pillar of fire to give them light, that they might travel by day and by night. <sup>22</sup> The pillar of cloud by day and the pillar of fire by night **did not depart from** before the people.



The cloud and the fire were God's presence - the Holy Spirit. Here we see that the Holy Spirit led the saved Israelites to where God wanted them to go. He did not leave them.

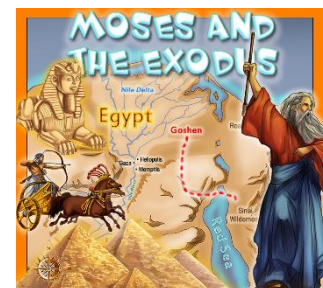
When we give our hearts to God and become followers of Jesus, The Holy Spirit is with us. He leads us.

John 14:16 (ESV) <sup>16</sup> And I will ask the Father, and he will give you another Helper, to be with you forever.

Let's look at the next picture to see where God led them – to the Red Sea.



Now when Pharaoh realised that the Israelites were gone for good, he changed his mind and did not want to let them go! So he sent out his army and chariots to capture them and bring them back to Egypt.



How do you think the Israelites felt when they realised that Pharaoh's men were about to get them, and they had nowhere to go?


*(They were very afraid because they were trapped by Red Sea.)*

Do you think that they needed to be afraid? *(NO)*

Why not? *(Because the Holy Spirit was still with them.)*

Do you know what the Holy Spirit did?

**The cloud moved from in front of the Israelites to behind them, between the Israelites and the Egyptian army! God protected the Israelites from the Egyptians.**



God had a plan. God told Moses to stretch out his staff over the sea and God performed a miracle! He split the Red Sea so the Israelites would be able to get safely across. Once God's people were safely across to the other side, the chariots chased them, and when they were in the middle of the sea, the water came crashing down on them. Moses and the Israelites rejoiced and praised God for this victory.

How do you think the Israelites felt crossing through the sea?

What do you think it felt like knowing that they could never be slaves to the Egyptians again - that they were finally free?

Israel's Red Sea experience is a clear symbol of water baptism for us. So in their journey they went through the sea that God parted and in our journey God wants us to be baptised in water.

Acts 2:38

<sup>38</sup> And Peter said to them, "Repent and be baptized every one of you in the name of Jesus Christ for the forgiveness of your sins, and you will receive the gift of the Holy Spirit.

So what is water baptism?

***Water baptism is going totally under water and coming back up again. It is our way of showing God and the people around us that we choose to change from our old sinful ways to trying our best to live without sin. God wants us to make this choice and He wants us to show others through being baptised in water.***

***Because of what Jesus did on the cross we are no longer slaves to sin. That means because of Jesus we are forgiven and with the help of the Holy Spirit we can live every day making good choices, and water baptism is our obedient way of showing this.***

***When Jesus was baptised God said He was "well pleased" with Him and it pleases God when we are baptised too.***

*(This is a simple explanation but it would be better to sit with the child and their parent and go through scriptures to help them fully understand.)*

Are we baptised every time we go under water? *(No, we are only baptised once and it is a moment we choose to show people what God has done in our lives.)*

The Bible also tells us that when the Israelites left Egypt, after they were saved, they were equipped for battle. They were ready.

When we become followers of Jesus, God wants us to be ready to do what He asks of us.

Acts 1:8 <sup>8</sup>But you will receive power when the Holy Spirit has come upon you, and you will be my witnesses in Jerusalem and in all Judea and Samaria, and to the end of the Earth.

We Get filled with the Holy Spirit to do God's work.



(Have the same balloon game set up that was played during the hands on section)

Ask: If I tied the balloon, can I use it to move the cups? (try - no)

What would happen to the tied balloon after a long time? (It would deflate)

The filling of the balloons represents us being filled with the Holy Spirit. We aren't filled with the Holy Spirit for us, but to do God's work. If we don't let God use us, it's like we are the balloon that is tied.

But, if we let God use us and we realise that we get filled with the Holy Spirit for God's purposes, we are like the open balloon. We are effective, and we can be refilled to do more of God's work.

#### 4) Review Questions

- Who has God given us to help us tell others about Him? (*Holy Spirit*)
- What act of obedience does God want us to do? (*water baptism*)
- What does going under water and coming up again represent? (*washing away old and choosing to start a new life following Jesus the best we can.*)

#### 5) Craft

##### Option 1: Activity Page

BibleWise


**Red C,  
Red Sea!**

**God's People  
Cross the  
Red Sea**  
— Exodus 14

Use a red crayon or marker to color every box containing the letter "C".  
Transfer the leftover letters in order, row by row, to the spaces below to find out what Moses told God's people when it was time for them to cross the Red Sea.

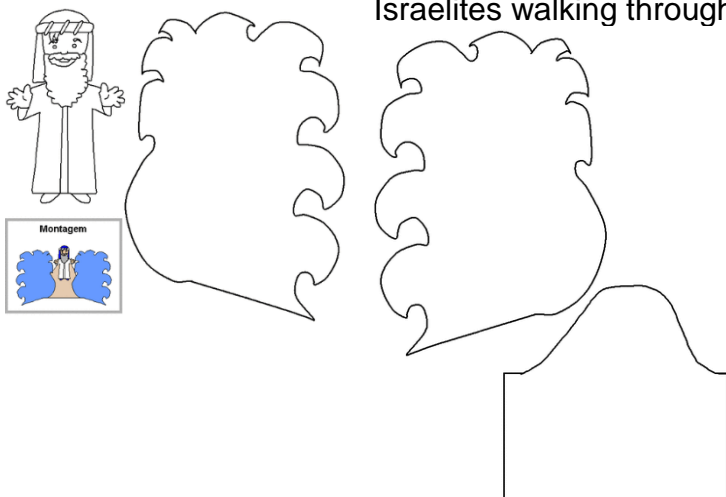
Used by permission: Bible Puzzles for Kids Ages 4-8 Cincinnati Standard Publishing Group © 2006.

**Option 2:** *God wants us to make this choice and He wants us to show others through being baptised in water.*



##### Option 3:

Fold and make a 3D model of the sea being parted and the Israelites walking through



## Lesson Six : Community – together we are stronger

### Main focus for the lesson:

- Moses led the people and made them a community or family of God
- The church is like a BIG family with Jesus as our leader
- We are stronger together and so we must each play our part.



### 1) Memory Verse

- Psalm 68:6  
*“God places the lonely in families”.*

#### Idea to teach the memory verse

Cut out these little people and have them hidden all around the venue.



Print out this sign and stick it somewhere where everyone can see it.

Children need to find the people and stick them onto the family sign, when they are sticking it onto the family they must say the memory verse?



### 2) Hands on

Welcome to today's strong man competition.



Today we have a range of activities for you to try out.

The big question is... are you stronger on your own or when you try the activity with a team.

1. Station one. Have some heavy books that the children have to try carry from one point to another.  
Then get two or three children then to carry the books together.  
Ask the question. Was it easier when you were on your own or when you did the activity in a team?
2. Station two. Have buckets filled with stones, water or sand.  
Again let child try carry them over a distance on their own.  
Then two or three children carry them together.  
Ask the question. Was it easier when you were on your own or when you did the activity in a team?

3. Station three. Have a tug of war scenario.  
 Have one child pulling the rope against an adult.  
 Then have a team pulling the rope.  
 Were the children stronger on their own or as a team?

Hopefully the children will all agree that God has made us stronger when we work together.

The reason why He places the lonely in a family, is because we are people are much stronger in community, or when we do things together. That is why the church is so important.

### 3) Bible Story + Lesson:

I have just loved following the journey of the Israelites this term, what about you?  
 Let's look at our map and see what we've learnt.

Can you remember the promises that God gave to Abraham? Yes that's right.

1. Land
2. That his family would have as many children as there are stars.
3. That he would be a blessing to the nations.

And did God keep these promises? YES! The Israelites kept growing and growing.


When the people were captured as slaves in Egypt who did God send to help set them free?  
 (Moses)

Who gave the rules that God wanted them to follow and taught them how to live? (Moses)

Who told the people where to go? (Moses)



Under Moses (*hold his picture up*) the nation of Israel (*hold up the picture*) become a community, a people together, in unity, all wanting to do the same thing. They were like one BIG family, and Moses was their leader. (*Move Moses around and have Israelites follow*)



I know I wouldn't have liked to have done this journey on my own. What about you? Well God has made a way that you don't have to do your journey on your own either.

Remember our memory verse. "God puts the lonely in family."

Look to the left, look to the right, look behind you, look in front of you. What do you see?

These are the people God has chosen to be part of His BIG FAMILY.

He puts us in family because, like in the object lesson, we are so much stronger in family.

**Our family is the church.** (*turn over the picture of Israelites to show us*)



Instead of Moses (*turnover to show cross*) who do you think is the leader of our Big family, the church? (*Jesus*)

Who is the one that frees us from sin? (*Jesus*)

Who is the one that we should follow? (*Jesus*)

Who is the one that shows us how to live? (*Jesus*)



Do you know what keeps us together in this family. It is **LOVE** (*hold up a big red heart*).

We can only be a church family because we know that God loves us, we love Him and then we need to love each other.

Jesus even taught that others will know we are part of His family because of the how we love each other.

<sup>35</sup> All people will know that you are my followers if you love each other." John 13:35  
Yes, we are all different and yes, sometimes we may find that we don't get along. But if Jesus is the center of our friendships then we can get past any conflict. It is love that makes us, the church, different from any other group or meeting. The chess club meets because they want to play chess. The bird club meets because they want to find and learn about different species of birds. The church meets so that we can show God and our church family **LOVE**.

Now if we are the church, this Big family of God's, we need to function in a certain way. We are going to look at the very first church in the Bible. That church is found in Acts 2:42-47 and we are going to see what they did.

Listen carefully to this scripture because I am going to ask you some questions afterwards.  
(Older children can read aloud with you)

*" They devoted themselves to the apostles' teachings and the fellowship, to the breaking of bread and the prayers. And awe came upon every soul, and many wonders and signs were being done through the apostles. And all who believed were together and had all things in common and they were selling their possessions and belongings and distributing the proceeds to all, as any had need. And day by day, attending the temple together and breaking bread in their homes, they received their food with glad and generous hearts, praising God and having favour with all the people and the Lord added to their number those who were being saved".*

### 1. So where did they meet?

In homes and together as a church meeting in the temple. (show pictures)



It's very important that we come to church because that is where God gives us vision and we can celebrate together and worship God and reach out to those who don't know Jesus but it is also vital that we meet in small groups like our lifegroups because there we get to be more personal in our faith. We can ask questions, discuss teaching and practically show our love.



### 2. What were they doing when they met together?

(show pictures for each)



They were listening to the apostles teaching and reading the word, the Bible. They were fellowshiping or spending time together



They broke bread to remember that Jesus had died on the cross.



They prayed

They looked after each other (they were stronger because they were together).



Each one of us is a part of God's BIG family, the church. Doesn't matter how old or young you are, Jesus wants you to be following Him and doing these things.

#### 4) Review Questions

- Go through each of the pictures and personalise it to them. Making sure they know their part of this BIG family, the church.
- Jesus wants us to love each other. How can you show people love this week?


#### 5) Craft

##### Option 1: Paper chain

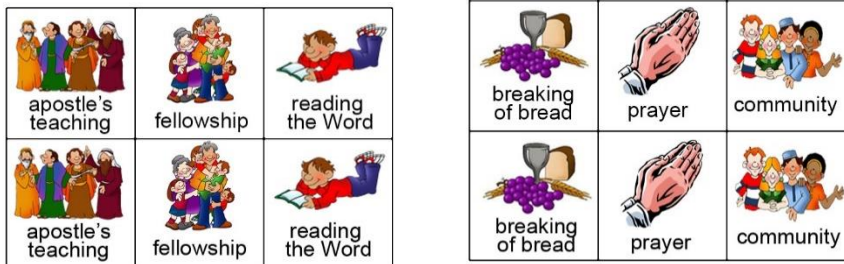
To get nice long strips use a receipt roll for the paper.

Remind the children that **love** is what shows others we are part of God's family.

Write Jesus on the first person and the memory verse along the others. Get children from their class to write their names on the people.



##### Option 2 Function of the church memory game.




##### Option 3: Plait a bracelet from wool.

Give each child six strands of wool. Let them each swop 5 of their strands with someone else (*preferably a different colour to theirs*)

Say: When you wear it remember that just like the many strings make it stronger. You need to be part of community, because in community we are stronger. Remember that you are part of the church and just like you are like one of those strands in the bracelet, you have a part to play in the church.



##### Option 4: Put this out before hand for the older children to doodle on.



## Lesson Seven : Mount Sinai – God commands

### Main focus for the lesson:

- Don't just listen to God's word. Do what the Word says!
- The Israelites told God they would do everything He said but they didn't.
- Help children personalise what God wants them to be doing

### 1) Memory Verse

- James 1:22

***Don't just listen to God's word. You must do what it says. Otherwise, you are only fooling yourselves.***

#### Idea to teach the memory verse

As the children arrive have some juggling balls for them to try and use. Then let them use some strips of organza or light material. Get them to use the material to repeat and follow the actions.

*Don't just listen to God's word* - Get them to sit on the floor

*You must do what it says* – They jump up and start juggling the scarves

*Otherwise* – throw scarves up and sit again

*You are only fooling yourselves*- let the scarves fall on their heads



Conclude: How many of you could juggle properly with the balls? (*few*)

How many of you could juggle with the scarves? (*more*)

Did it become harder or easier the more you practiced? (*easier*)

It's the same with doing God's word. At first it may seem really hard to do what God has asked us but when we start with the easy things and we keep on trying we are able to do more of the things He asks us to do and to listen and obey Him better.

### 2) Hands on

Have two leaders come up and give them instructions to follow. The one leader agrees and does what is asked. The other leader agrees fully but stands and does nothing.

Instructor	I'm going to give you some instructions I'd like you to follow
Doer	Ok I'll do them
Listener	I will do everything you say!
Instructor	Take the packet of seeds and open them
Doer	Ok ( <i>does it</i> )
Listener	Absolutely. Great idea. I mean without the packet open how would we plant them. ( <i>But just stands there</i> )
Instructor	Pour the seeds into the pot of soil.
Doer	Ok ( <i>does it</i> )
Listener	Yes that is what I am going to do! I am going to pour them into the soil. ( <i>But just stands there</i> )
Instructor	Pour a little water into the soil
Doer	Ok ( <i>does it</i> )
Listener	Totally agree. I put too much last time but this time just a little water for sure. ( <i>But just stands there</i> )
Instructor	Place the pot in the sunshine or else it won't grow
Doer	Ok ( <i>does it</i> )
Listener	Oh I didn't know that! But now that I do I will definitely put it in the sunshine. ( <i>But just stands there</i> )
Instructor	Great, let's see what your plants look like
Doer	( <i>quickly swop pot for one with flowers in and holds them up</i> )

Listener	Holds up a bag of unopened seeds.
Instructor	Concludes: Do their plants look the same? NO! Why? Both listened. Both Agreed. But only one actually did what they said they would do.

### 3) Bible Story + Lesson:

*(Use the pictures provided in the media pack and let the children read the verses out the Bible as you go along)*

Today we are going to find out about the next part of the Israelite's journey - Mount Sinai. Mount Sinai *(also known as Horeb)* is the very mountain where God had spoken to Moses through the burning bush. Let's read what God expected Moses and the Israelite people to do once they were set free from slavery in Egypt.

#### Read Exodus 3:12.

<sup>12</sup> God said ... After you lead the people out of Egypt, **you will come and worship Me on this mountain.**"



Do you think that God deserves to be worshipped after everything He has done for them?

**(YES! Stick the picture up to refer back to)**

Let's see what happens.

When they reach Mount Sinai Moses went up the mountain to hear what God had to say to them. **Read Exodus 19:5** God told Moses to tell the Israelite people: "If you **obey me fully** then you will be my treasured possession. Even though the whole Earth is mine you will be a holy nation."

What did they have to do? *(obey)*

Do you think if they obey they will be worshipping God? *(yes)*

And do you know how the Israelite people responded? (Exodus 19:8)

They all said together "**We will do everything the Lord has said**"



Then God told Moses that He would come down as a dense cloud on the mountain so that all the Israelite people could hear what He was saying to Moses. That way the people could trust that the messages Moses told them were from God. (Exodus 19:9)

God's presence made the Israelites very afraid as they saw how powerful and holy God is and how sinful they were.

They stayed back from the mountain and made Moses pass on the message what God was saying.

God then went on to tell them how He wanted them to live. He told them all the rules, laws and promises that they needed to keep. *(flip through Exodus 19 -31 for them to see all the rules exactly laid out for them to follow)* The Israelites listened to all the rules and when Moses had finished telling them let's see what the Israelites said:

*Exodus 24:3.* When Moses went and told the people all the Lord's words and laws, they responded with one voice, "**everything the Lord has said we will do.**"



(Exodus 24:4-7) Moses then went and wrote down everything the Lord had said and afterwards read it again to the Israelite people. When he was finished reading it, the people responded again together **“We will do everything the Lord has said; we will obey.”**



Look at all the speech bubbles. Does it look like the people are worshipping God? (*the things they are saying look like it but let's see if their actions show so too.*)

God was very clear about what He expected from the people – how to make time for Him not only work, what to do to be forgiven, how to please Him, who to worship (only Him), how to live with others. Everything was set out clearly for them.

Let's read Exodus 20:22-23 and see if you can work out one of the rules God told them.

<sup>22</sup> Then the LORD told Moses to say this to the Israelites: “You people have seen that I talked with you from heaven. <sup>23</sup> So you must not make idols using gold or silver to compete with me. You must not make these false gods.



(*Let the children point to the rule God had made. Ask them which one would be worshipping Him – DO NOT WORSHIP IDOLS*)

And what had the Israelites said they would do – **We will do everything the Lord has said.**

### **Read Exodus 32:1-8**

Did they do everything God had said they must do? NO! Exactly opposite! (*use a permanent marker to cross out the speech bubbles.*)

God was the one that had brought them out of Egypt. He was the one that had saved them. He expected and deserved to be worshipped and obeyed. He had even given them rules, laws and guidelines to help them do the right thing and even though they had agreed they did their own thing.

How does it make you feel that the Israelites did this to God? (*angry, annoyed, liars -how could they say one thing and do the other*)

Unfortunately, so many of us do exactly the same thing as they did. We may not be making golden calves out of our jewellery but there are many times when we say one thing to God and we do the other. And even more times when we hear what God is saying but don't actually do it.

Sometimes we come to Children's church and we learn about the things God wants us to do and we all agree, yes I will pray to God, yes I will tell others about Jesus, yes I will love others – and then we're punching our brother in the car on the way home. You see we can't just agree with the things God is telling us to do we have to actually DO THEM!  
(*remind them of the hands on demonstration*)

**James 1:22 Don't just listen to God's word. You must do what it says. Otherwise, you are only fooling yourselves.**



Our memory verse today helps us realize that you're fooling yourself (or lying to yourself) if you think that "hearing" what God is saying is all that He expects of you. Agreeing with Him isn't enough either. He wants you to do it!

Sometimes we tell ourselves that we can't do the things that God expects of us – either because it's too hard or we're not good enough. But you don't need to feel that way! First off God has given you a helper, the Holy Spirit is there to guide, teach, remind you and give you the power you need.

Start by doing the easier things. Try hard at listening to God's Word when you are at children's church. Work hard at reading God's Word and praying when you are at home. Work hard at obeying your parents, telling the truth, being honest, listening to the Holy Spirit. As you make a conscious effort each day at doing what God says in the easy things, it will become easier to do what God says when you are faced with the more difficult challenges, such as resisting peer pressure, controlling your temper, standing up for what is right and telling others about Jesus.

The first time you run it is difficult and you get tired quickly and your muscles ache, but the more you train the better you will become. The same is true with us. We need to train in God's word and His presence so that when we need to do something like talking to someone we don't struggle.

Don't fool yourself by being just a listener. Start now by doing all the right things you can do— the easier things—and the harder ones will become easier, too.

#### 4) Review Questions


- a) What are some of the things God wants you to do?
- b) How are you going to help yourself remember to do them?
- c) What things do you feel are easy to do?
- d) What things do you find difficult to do? (*discuss as a group how you can overcome these difficulties*)
- e) I am going to ask you some questions so you can check for yourselves whether you are saying you are or whether you are actually doing what the Word says. Don't answer allowed. This is just between you and God.  
Are you...  
Praying  
Worshiping  
Reading the Bible  
Telling others  
Trusting God  
Following His rules  
Loving Him most of all  
Loving others no matter what

Pray and ask God to help you to be doers and not just listeners.

## 5) Craft

### 5.1) Bookmark

Give the children time to look up in the Bible things God wants them to do. Have some verses ready to assist them and let them share ideas as they decorate and fill in their bookmarks.



### 5.2) Follow the recipe --

Choose a simple baking activity where they need to follow the instructions to find out what they have made. Such as cutting marshmallows to form petals to make flowers.




### 5.3) Ten Commandments Folding activity

(this can be done with any origami) <https://www.origami-resource-center.com//>

Get the children to listen and do the following instructions

- For this activity you **MUST NOT** cut on the grey line
- You may only cut on the black dotted lines
- Cut out the rectangle shape on the outer black line
- Fold the page in half along the solid black line
- Cut the right hand corner off along the black dotted line
- Cut the left hand corner off along the black dotted line
- Cut **ONLY** the front sheet of paper along the middle dotted line.
- What does it look like?
- What is written on these commandment tablets?  
(The two greatest commandments)



Once they have their folded tablets get them to look up in the Bible and find things God wants them to do. Display them all up and the wall and see how many different things they can find. Let them update their one to take home and see if they can remember to do it this week.

## Lesson Eight: WANDERING IN THE DESERT

### Main focus for the lesson:

- God provided for the people even though they constantly grumbled and complained
- The grumbling caused them to stay longer in the desert, delayed the blessings
- We must remember all that God has done for us, in good times and hard times

### 1) Memory Verse

- *Philippians 2:14*

**“Do everything without grumbling or arguing.”**

### Idea to teach the memory verse

See “Hands on” for the memory verse game

### 2) Hands on

**Perform the following game/skit: STOP GRUMBLING!**

Things you'll need:

A few small plastic balls (*like from a ball pit*)

A large piece of material or blanket

Tell the children that every time you blow your whistle and shout “STOP GRUMBLING” they must say the memory verse: **“Do everything without grumbling or arguing.”**

Practice this a few times.

Say: The Bible tells us how God looked after the Israelites so well. He gave them everything they needed but they kept on grumbling. Today you're going to pretend you are the grumbling Israelites and these balls are the blessings God gave them. You are going to tantrum and whine and shake the material till all the balls (blessings) are gone.



*Each time get the children to repeat in a whiny voice what the Israelite's said and then throw the balls onto the material. Once the balls are all off blow your whistle and have them say the verse as they collect the balls to play again.*

Let's play the game:

The leader says: **“God set the people free!”** and the grumbling Israelites said **“We don't like it here!”** (*children repeat and then throw on the balls for them to get off*)

Leader says: **“God opened the sea for the people to escape!”** and the grumbling Israelites said **“It's too hard in the desert and we are hungry!”** (*throw the balls on again*)

Leader says: **“God rained down delicious mana!”** and the grumbling Israelites said **“But now we are thirsty!”**

Leader says: **“God will send you water out of a rock!”** and the grumbling Israelites said **“But we don't even like Moses! Who made him the boss of us?”**

Leader ends with: **“Trust God's provision and do everything without complaining or arguing!”**



After playing the game, put the balls away and settle the children down.

Can you see that the balls represent God's blessing and provision? God kept on giving and giving even though the people were complaining and complaining. That is exactly how we are! God gives us wonderful blessings and provides everything we need BUT sometimes we just complain about things not being like we want them to be!

The next time you want to complain about something, just think that it's just like us throwing God's blessings away. Remember our verse:

**"Do everything without grumbling or arguing." *Philippians 2:14***

### 3) Bible Story + Lesson

Have you ever been on a trip with someone who won't stop asking "Are we there yet??" Or have you ever seen your mom come home with a bag of groceries and your brother whines "These aren't the chips I like! Why didn't you buy the ones I like??" Have you ever been to a birthday party and the birthday boy or girl rips through all their presents and doesn't thank the people who gave them to him or her?

I'm sure you can all remember a time when you thought to yourself how ungrateful and irritating someone else was being. But did you ever stop and think that we can also be just like that with all the blessings God gives us?

The story I want to tell you today spans over the books of Exodus and Numbers. It is about the time that the Israelite people spent forty years wandering around in the desert. Now what you must remember is that the Israelite people had seen first-hand many amazing miracles that God did for them.

*(get the children to look at the story board map and see how many things they can name that God did for the Israelites)*

God had sent horrible plagues to show Pharaoh that he wasn't the boss and that God was! And every time He protected them from these plagues.

God even opened up the sea for the Israelite people to cross over and closed it behind them making sure the Egyptians did not capture God's people again! God made lovely, tasty bread called mana rain down onto the people so that they wouldn't be hungry. God gave Moses a rock that would flow water out like a tap any time they needed it! God gave the people a very patient and loving leader called Moses to lead them. God made a cloud that the people could follow so that they knew they were on the right road. God even gave them a cure for desert snake bites!

But do you know what the people did? They were grateful for a short time and then slowly, slowly, they would start to complain! And whine! And grumble! And argue with Moses!

Imagine that? God gave them all these *miraculous provisions* and they still *grumbled and argued!* They kept on *forgetting* what God had already done for them! They started to try and *do things on their own!* And that was not a good plan. Not trusting in God's plan made their time in the desert longer than it should have been.

Sometimes we think that God should follow *our plan* and do things *our way* BUT God's plan is so much better than anything we could ever think of and *God wants us to trust Him and His plans for us!*

*This next part you can do with older kids.*

While the people were wandering around in the desert on the way to the Promised Land, God was teaching them a few lessons in trust, obedience and being grateful. These are a

few of the things that we can learn from hearing the story of the Israelite people wandering around the desert:

- ◆ God never leaves us to find our way on our own.
- ◆ God will make a way even when we think it's impossible.
- ◆ God's presence never leaves us.
- ◆ God will always provide His Spirit, His Word, His wisdom, His protection, His forgiveness and grace!
- ◆ God is our Heavenly Father. He already knows what we need, we only need to ask and be thankful when we receive.
- ◆ We need to remember all that God has already done for us, during hard times and good times!
- ◆ We need to trust God's plan

God's glorious plan was for us to be able to have eternal life with Him in Heaven one day and so He sent Jesus to die on the cross for our sins. A great way to chase away the grumbling, moaning, whining and complaining is to REMEMBER that Jesus died so that we may live!

#### 4) Review Questions

- a) Who can remember what God did for the Israelites?
- b) What was their response?
- c) What has God done for you?
- d) What is your response? (Do I complain; Do I trust in God's plan; or do I think I can do it on my own?)
- e) How do I worship God? (*with grumbling or a thankful heart*)

#### 5) Craft


##### Option 1: Grumbling & complaining stickman

Watch the following YouTube clip as guidance:

<https://www.youtube.com/watch?v=aFeznnl0D74>

Follow the instructions to fold the grumbling stickman into the grateful stickman.

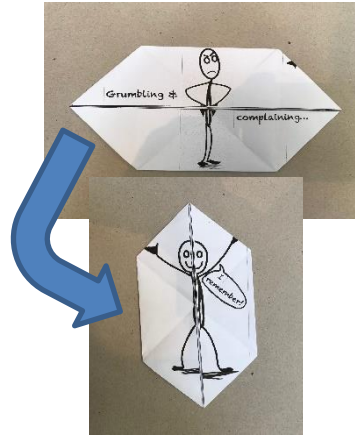
1. Fold the page so that the grumbling man is facing you.




2. Now fold the sides towards the middle of the page so you can see the grateful man.



3. Now slip out his arms out one by one so you can see them.




4. Now you can turn him from grumbling & complaining into remembering and grateful!



**Option 2: Stick Kellogg's Frosties onto the colouring in page**

Just like God gave the Israelites manna so that they wouldn't be hungry. He provides for us too. Mana was flakes of bread and could have looked like Frosties. Let the children make a colour page that covers the cereal box to remind them to be grateful rather than grumble



**Option 3:** Tick the list of all the things God has done for you and stick it up so you will remember not to complain. (You can also get the kids to make their own list on some pretty paper.)



## Lesson Nine: Crossing the Jordan River

### Main focus for the lesson:

- When the Israelites crossed the Red Sea, God used one man - Moses. But when the Israelites were instructed to cross the River, God used the Priests.
- God chose special people to be His priests in the Old Testament. They had special jobs to do and only they could go directly to God. But when we believe in Jesus, we become God's priests, and we all can go directly to God.
- We all have a part to play in God's kingdom. We need to tell of all the wonderful things He has done.

### 1) Memory Verse

- 1 Peter 2:9 ERV

***<sup>9</sup> But you are His chosen people, the King's priests. He chose you to tell about the wonderful things he has done.***

### Idea to teach the memory verse

but you: ***point at a friend***

are His: ***point upwards***

chosen people: ***make like you are choosing some people***

the King's: ***put on an imaginary crown***

priests: ***touch the top of your shoulders and then your hips with your hands as though clipping in a breast plate***

He chose you: ***point to a friend***

to tell: ***hold your hands up to your face as though you are calling or yelling about the wonderful things:***

He: ***point to Heaven***

has done: ***put the fist of one hand into the palm of the other hand as though you are hammering the palm.***

### 2) Hands on

#### 2.2) Game for when the children are arriving:



***Paper towers of remembrance - He chose you to tell about the wonderful things he has done.***



Give the children card sized pieces of paper or cardboard and some pens or colours. Have them write or draw the amazing things God has done for them on it. then have them add it to a paper tower of remembrance.

## 2.2) Puppet show script

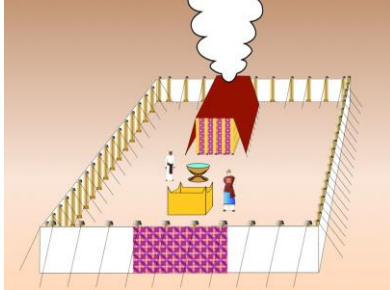
<b>Leader:</b>	Hello boys and girls! Who can tell me what you have been learning about this term? You're right! We've been learning about the journey of Israel from Egypt to the land that God promised them.
<b>Puppet:</b>	Ooh ooh, I know this story! Moses was their leader and when the Israelites disobeyed God, they ended up wandering in the desert for 40 MINUTES!
<b>Leader:</b>	Uh, No. The wandered in the desert for 40 years!
<b>Puppet:</b>	Wow that's a long timeout!
<b>Leader:</b>	But finally their wait was over! So God chose some men, called priests, to carry a big golden box called THE ARK OF THE COVENANT!
<b>Puppet:</b>	Oo I remember what was in that box. It had the Ten Commandments
<b>Leader</b>	Yes
<b>Puppet</b>	Aaron's rod
<b>Leader</b>	Well done, yes!
<b>Puppet</b>	And a jar of Magnums!!! yum yum.
<b>Leader:</b>	Children do you think it had magnum ice creams in it? No puppet not MAGNUMS – It had a jar of MANA - that was the bread God let fall from the sky for them to eat.
<b>Puppet</b>	Oh I remember when God did that. That was amazing!
<b>Leader</b>	Well the Ark of the covenant was just for that. To remind everyone about the amazing things God had done.
<b>Puppet:</b>	So where were they going with the box? Back to the desert for another timeout?
<b>Leader</b>	Nope. This time the priests were leading all the people to the Promised Land – just like God had said. Now all they had to do was cross the Jordan River.
<b>Puppet:</b>	Oh I hope they brought their water wings.
<b>Leader</b>	They didn't need to. God said that all the priests had to do was put their feet in the water and it would stop flowing. ( <i>that's cool!</i> ) When they got to the river it was super deep and flowing really hard!
<b>Puppet:</b>	And?? And?? What happened? I'm too scared, don't tell me!!
<b>Leader:</b>	Silly puppet what was the Ark there to do?
<b>Puppet:</b>	To remind them about the great things God had done.
<b>Leader:</b>	Exactly! And don't you remember how God parted the Red Sea. Children do you think God will make the water stop? You're right. When the Priests feet touched the river the water stopped flowing and all the Israelites went across.
<b>Puppet</b>	Wow! God is amazing.
<b>Story teller:</b>	To remind everyone what God had done for them, He told them to pile up twelve stones from the Jordan River.
<b>Puppet</b>	Hey that's one for each tribe!
<b>Story teller:</b>	Exactly, well done. God wanted their children's, children's, children to remember what He had done.
<b>Puppet</b>	Oh what a lovely story. It makes me think of all the wonderful things God has done for me. I can't wait to tell my friends the story. What about you children? Thanks storyteller. BYE!



### 3) Bible Story + Lesson:

We just heard that God used the priests to help the Israelites cross the Jordan river, but who were the priests?

When the Israelites were on their journey to the promised land they lived in tents. God wanted to dwell with His people. So He told Moses how to make a special tent - where He could be present among His people. It had to be a Holy place, because God is Holy. God appeared as a pillar of cloud over the tabernacle by day and fire by night.



God chose special people to be His priests. They had to wear special clothes and had special jobs to do. The main priest was called the High priest.



Only these people could go directly to God. The rest of Israel were not allowed to go into God's presence. The priests made sacrifices to God so that He would forgive the Israelites of all their sins.

You couldn't just become a priest, your dad had to be a priest for you to be one. But Jesus changed all of that! Where before only certain people could be priests, Jesus's death on the cross made it so that we are all priests if we believe in Him! We all have access to God and a special job to do!

#### **1 Peter 2:9 ERV**

***<sup>9</sup> But you are His chosen people, the King's priests. You are a holy nation, people who belong to God. He chose you to tell about the wonderful things he has done. He brought you out of the darkness of sin into his wonderful light.***

Isn't that amazing?! We are God's special people, with full access to Him and a special job to do! Just like the priests walked into the Jordan river so that Israel could walk into the land that God had for them, every one of us that believe in Jesus have been chosen to help the World realise what God has for them.

And how do we do this? We tell of the wonderful things He has done!

#### 4) Review Question

- a) What did God tell the priests to do when they got to the Jordan? (*put their feet in the water and it would stop flowing*)
- b) What would have happened had they not put their feet in? (*maybe the water wouldn't have stopped, maybe they wouldn't have made it to the Promised Land that time*)
- c) Because of what Jesus has done, who are the chosen priests now? (*we are*)
- d) It may not be – put your feet in water – but when He does ask you to do something what are you going to do? (*do it!*)
- e) If it seems impossible for us to do what should we do? (*remember what He did before*)

#### 5) Craft

##### Option 1: Colouring page



##### Option 2: Fingerprint painting - I have been chosen to tell of the wonderful things He has done.

GO AND TELL EVERYONE ALL HE HAS DONE FOR YOU!



##### Option 3: A reminder stone pile or a single decorated stone - to remind the children to tell everyone of the wonderful things He has done for them.



You can even use salt dough for the kids to construct their own stone pile of remembrance on a paper plate so that when they look at it they will remember to tell all of the wonderful things that God has done for them.

## Lesson Ten : Entering the promised land

### Main focus for the lesson:

- God is always with us, we just need to keep Him as our focus regardless of what's around us.
- With God by our side nothing is impossible.

### 1) Memory Verse

- *Psalm 31:14*

***But I am trusting you, O Lord, saying, "You are my God!"***

#### Idea to teach the memory verse

A man named David wrote this Psalm when everything around him wasn't going very well. He knew how important it is to trust God all the time. Through good times and bad.

Say: What do you say when things are going really well ...

***I am trusting you, O Lord, saying, "You are my God!"***

What do you say when things make you feel sad ... ***I am trusting you, O Lord, saying, "You are my God!"***

... when things make you feel scared ... ***I am trusting you ...***

... when things make you feel angry ... ***I am trusting you ...***

... when things make you feel excited ... ***I am trusting you ...***

... when things make you feel worried ... ***I am trusting you ...***

No matter what is happening around you remember to always trust in God!

### 2) Hands on

*(Recommended that the Bible Story be done first)*

When we looked at the story of the Israelites, we saw how the older generation missed out on the Promised Land because they didn't trust God. Instead they were afraid and forgot about all the times God had been faithful to them.

Items you will need to prepare:

- A bag
- Salt
- Vinegar
- A spoon
- Sugar
- 2 glasses (NB! Not clear glasses)
- A sponge that fits tightly into one of the glasses (have the sponge taped in the glass already)
- A bottle of water
- Towel

**NB! Remember that we are not doing magic. If the kids ask you how you managed to do the object lesson be honest and tell them the truth.**

Leader

Today I'd like to do an object lesson on trust. I need a volunteer leader to help me.

Now I need to ask you a very important question. We're friends and we've

	know each other for a while now. Do you trust me?
Volunteer	Yes, of course!
Leader	What I want you to do first is to turn around and fall back into my arms. Don't bend your legs or try and catch yourself with your arms. I promise I'll catch you. Do you trust me?
Volunteer	Yes, I think so. Please don't drop me. Okay, yes I trust you. <i>(Volunteer does a trust fall into the leader's arms).</i>
Leader (Volunteer)	Did I drop you? (No) Did I break my promise? <i>(No)</i> Can you trust me? <i>(Yes, I suppose I can)</i>
Leader	Now I want you to trust me. I promise I'm going to put something yummy in your mouth. <i>(Take Vinegar and Salt out of bag. Volunteer's eyes grow and have a disgusted look on face)</i> So close your eyes and open your mouth. I Promise it will be nice. Do you trust me?
Volunteer	Uhm,,, Yes,, uhm I think so. I mean you haven't broken a promise before.
Leader	<i>(Take Sugar out of the Bag and put a spoonful of sugar in the volunteer's mouth)</i>
Volunteer	<i>(Have a disgusted look on your face and when you taste the sugar have a happy look on your face)</i> Mmmmh,,, that is yummy!
Leader (Volunteer)	Did I put something horrible in your mouth? <i>(No)</i> Did I break my promise to you? <i>(No)</i> Do you trust me more than before? <i>(Yes, I do!)</i>
Leader	I want you to do one last thing. Hold these two glasses out in front of you with your arms stretched <i>(Make sure that the volunteer can't see into the glasses and see the sponge in the one glass).</i> <ol style="list-style-type: none"> <li>1. Take a sip of the water to prove that it is water and pour a little bit of water into each cup.</li> <li>2. Take the cup without the sponge and hold it.</li> </ol> Now I want you to close your eyes, put your cup on your head and turn around. Do you trust me? (Yes)  <b><i>(Leader drink the water in your cup while the volunteer is turning around with their eyes closed)</i></b>  Now on the count of 3 we're both going to take our cups and pour the water onto our faces. I promise you won't get wet. Do you trust me?
Volunteer	Uhm,,, well it seems a bit impossible. I don't know.
Leader	<i>(Ask the rest of the children)</i> Do you all think "volunteer" can trust me that he/she won't get wet?  Have I broken any of my other promises? <i>(No)</i> Okay "volunteer" here we go. 1,,,2,,,

Volunteer	Wait, wait can I take this towel just in case.
Leader (Volunteer)	<p>“Volunteer” have I broken any of my other promises? (<i>Well,, uhmm,, no</i>). So do you trust me when I say you won’t get wet. (<i>Uhmm,,, yes it’s just that it seems impossible, but I trust you</i>).</p> <p>On the count of 3. 1,,,2,,,3 (<i>Both the Leader and Volunteer throw the water into their faces. Because of the sponge in the Volunteer cup the water is absorbed and no water comes out</i>).</p> <p><b><i>NB! Test this before hand and don't pour too much water into the cup!</i></b></p>
Volunteer	Wow that’s amazing. I’m sorry I was doubting you.
Leader	<p>You see sometimes we can doubt God just like the Israelites did or like you doubted me. When we look back at our lives we can see so many moments where God kept His promises to us, but when things happen that seem impossible or scary we doubt God.</p> <p>The Bible tells us that God NEVER breaks a promise so we know that no matter what we can always trust Him. Even if it seems impossible.</p> <p>Let’s not be like the older generation that missed out on what God had for them, because they were doubting him.</p>

### 3) Bible Story + Lesson:

Over the last 9 weeks we have taken a look at Israel’s journey (*refer to the map*) from slavery, through the wilderness and now they are finally standing on the brink of the promised land, the land called Canaan.

Now remember this is the land God had promised to the nation. He had told them that the land would be fruitful and it would flow with milk and honey. At this point God tells Moses to send 12 spies into the land to go and see what it’s like and come back and tell the nation if God’s promise is true.

*Use the following pictures from the media pack to set up the following scene. Show the children that although the giants, trees, milk and honey do not change size what you focus on looks bigger.*

*(Bring the giants to the front and move the milk, honey and trees back) 10 spies focused on the problem, they saw the blessing but didn’t trust God enough that He would overcome it.*



*(Bring the milk, honey and trees to the front and move the giants back)*

*Joshua and Caleb however saw the giants but trusted God enough to not let that become a bigger problem than it was. They focussed on the blessing.*

When the 12 spies returned, they told the nation that the land they had seen was exactly as God had promised. This is what they said, **“We went into the land to which you sent us, and it does flow with milk and honey! Here is its fruits” (Numbers 13:27)**. And they showed the nation a huge bunch of grapes that they had brought back with them. It all seems perfect right? The whole nation is going to go into the land now right? That’s what you would expect.

But listen to what 10 of the 12 spies said, **“But the people who live there are powerful, and the cities are fortified and very large” (Numbers 13:28)**.

Had God failed in His promise? **(NO!)** The spies were so focused on the danger of entering the promised land that they lost focus of the fact that the Almighty God had promised them the land. The people were terrified and didn’t want to enter the land. The other 2 spies, Joshua and Caleb tried to remind the people that God was on their side and they didn’t need to be afraid of the giants in the land.

Remember this nation had all clearly seen God’s power. They saw Him **protect** them by parting the Red Sea so that they could escape from the Egyptians. They saw Him **provide** food and water for them in the desert. They saw Him **guide/ lead** them with the pillar of fire and the cloud.

Yet, now they’re doubting that God will be with them, take care of them and not be true to His promises. It seems silly right?

The nation then decided to turn away from the Promised land and God let them wander in the desert for 40 years until that generation had all died except Joshua and Caleb. God then used Joshua to lead the next generation into the Promised Land.

Were the giants and other people still in the land? Yes, but the new generation went into the land knowing that God would help them defeat them and conquer the land. They faced many challenges and they fought many battles, but they focused on the promise God had given them. They remembered the promises He had kept, rather than focus on the impossible giants like the generation before them. The older generation missed out on being in the Promised Land because they didn’t trust God.

Let’s look at how the Israelites journey teaches us how easy it is for us to trust Him.



God promises us rewards and blessings. He promises that He has a plan for us and seeing that He always keeps His promise - we can trust Him. He has shown us through His miracles that He is God. On top of that God has given us the Holy Spirit to help us and when we get it wrong by His grace we are forgiven. He has given us the Bible to direct us and

teach us how to live. He has put us in a church family so that there are others to help encourage and support us.

The Bible tells us that when we are obedient, faithful and place our trust in Him, He rewards us. Our God is so gracious and so generous, that when we trust in Him, He blesses us with wonderful things. If you faithfully pray for your friend to be saved, when they do give their life to Jesus, your reward may be that you get to share in God's joy. If God tells you to pray for a sick person to be healed, when they get healed your reward could be that you get to witness God's incredible power. Let's be people who completely trust God, obeying all He tells us to do. When we do so, we will truly experience the love and power and might and beauty of this amazing God we serve.

#### 4) Review Questions

- Were there giants in the Promised Land? (yes)
- Was the Promised Land as wonderful as God had said? (yes)
- How many spies trusted God and so said they should enter? (2 and they were the only ones to enter)
- God doesn't say there won't be giants that we have to face. He does however say that He will always be with us. Are you struggling with something difficult that seems like a giant? (pray together for the things the children are trusting for)
- How can we build our trust in God? (start trusting and you will see how faithful He is, read His Word, listen to other people's testimonies, write down and remember your own)

#### 5) Craft

Option 1: Colour page

I am  
**TRUSTING**  
you Lord  
saying  
"You are  
**MY GOD**"

**Option 2:** Let the children move freely around different stations. At each station set out all the media, crafts and Bible verses that you used this term. If they can work out the lesson taught they earn the relating picture which they can then stick on the back of their colour page.

