

Love is...

Love is kind. It is patient,
it does not boast, it is not proud. It
does not envy, it does not
dis honor others, it is not
self seeking, it is not
easily angered. It
keeps no record of wrongs. Love
delights in the truth. It always
protects, always trusts, always
hopes, always preserves.
1 Corinthians 13:4-7



Contents:

		Page
<u>Teacher's letter</u>		
<u>Lesson 1</u>	Love is the most important of all	6
<u>Lesson 2</u>	God is love	9
<u>Lesson 3</u>	Love is patient	15
<u>Lesson 4</u>	Love is grateful & boasts in the Lord	20
<u>Lesson 5</u>	Love is generous & kind	23
<u>Lesson 6</u>	Love is forgiving	29
<u>Lesson 7</u>	Love bears all things	37
<u>Lesson 8</u>	Love is forever & for everyone	41



Love is...

LETTER TO THE TEACHERS

The Bible speaks extensively about love. God, who is love, commands us as his children to receive his perfect love but to also display his love to others. The Bible teaches us who love is, what love looks like, how we receive it, and how we display it. It is therefore important for us to learn and teach our children about God's love and how we can display this love.

Please do not see love as “mushy”, “romance”, “rainbows and rose petals”. Love is real, it is a verb, it is displayed in all scenarios and love is a person named Jesus. The encouragement is that our children will grasp the reality of what love is. So please be cautious to avoid stereotypes but to continually point to Jesus. This curriculum allows us to make much of Jesus and his love. Enjoy it every week with your children.

Please try and make every minute count with the children...

Here are some ideas:

- Hide the heart with the theme and the matching memory verse heart somewhere in the venue for them to find. Ask questions about what they think it means.
- Play “LOVE IS” games during free time (Crochett will be provided for you but please think of some more)
- Set up memory verse games during free play times
- Have Captain Mess-up visit (explained later)
- Try to include the memory verse somewhere on the craft so that parents know what they have learnt and can recap at home

To give the children the opportunity to put **love is generous** into practice each site will have a “generosity box”. The first week of the holiday a representative from that charity may visit church so the children can hand over the goodies collected.

To encourage children to be grateful we will be having a **Boast about the Lord** march where the families will join the children as they march around the neighbourhood with their signs boasting about what Jesus has done for them.

Captain Mess-up :

Dress up your very own *not so super* hero - Captain Mess-up!

Introduce him to the children the first week and tell them that we need their help to teach him about love. Every week his “heart” will change as he learns more about what LOVE really is ... 1 Corinthians 13.



Compare his heart each week to this one and unpeel the sticker (e.g. impatient peeled off to reveal patient)



This is a fun way to make use of outside free time as soon as the children arrive so that we can make every minute count. The conclusion what Captain Mess-up has learnt and how his heart has changed can be done as a large group before splitting to smaller classes. Peel off a sticker each week to see how his heart has changed. Here are some ideas that you can adapt to accommodate your age group.

Lesson 1 Me vs God	All the leaders arrive “love sick” with red dot stickers all over them. Captain Mess-up arrives singing “I want it all and I want it now.” He can see all the leaders stick out compared to him and he frantically reads language books, does exercise, tries to impress everyone and get more skills so that he can stick out too and get these dots. He demands to have stickers and says he deserves them – he even tries to steal the stickers off the leaders. (<i>do not scare the children</i>) The leaders can hand out the stickers to the children that want, making them love sick too. Call the children together and introduce Captain Mess-up. Once he realises that everyone is love sick because they love God he asks them to help him learn more about God and how to love. “Me” is removed and he becomes love sick as he chooses to follow God.
Lesson 2 Disobey vs obey	Captain Mess-up is trying to choose who he will love and who he won’t. He asks the children questions like do you have any sweets for me, are you good at washing cars, are you good at carrying heavy things? He can pretend to write down their answers. (don’t tell little children he won’t love them) Call all the children together as Captain Mess-up has an announcement – He has chosen he will love leader A as she has nice hair and has a tray of biscuits however he has decided he will not love leader B as he has smelly feet and made him wait his turn to play the game. Captain has a change of heart as he learns that God says to love others is a commandment and not a choice.
Lesson 3 Impatient vs patient	Captain Mess-up comes very impatient. He rushes all the games, interrupts rudely telling the leader A to hurry up. He then goes to the tables where the children are separating the heart confetti and mixes all their hard work as he starts to pack up because he is getting impatient that it is time to go inside already. He should be quiet frustrating. Ask leader A to share why she felt so frustrated with him today. As she is sharing have Cpt get impatient and tell her to speak faster and faster and faster till you can’t understand what she is saying she is speaking so fast. Leader B explains that people are going to do things that are not how we want them done but we need to be patient with them. Have leader A and Cpt apologize and forgive each other and his heart changes to patient.

Lesson 4 Boastful vs grateful	<p>Captain Mess-up arrives with stickers all over him that says "I AM GREATEST." He walks around, plays the games, boasting continuously about how good he is at <i>everything</i>. Have a leader follow him telling the children as he goes that he should be boasting about Jesus and not himself. Call the children together and ask them "who is the greatest?" Then get them to chase after Captain Mess-up and pull a sticker off of him and come fetch one to replace it with "Jesus is the greatest"</p> <p>Later Captain comes to realise that Jesus really has done wonderful things for him and starts to boast about Jesus. His heart is changed!</p>
Lesson 5 Selfish vs generous	<p>Captain Mess-up steals the "generosity box" and is running around claiming all the stuff for himself. Add a few extra items in it which he can try to put on until he is wearing so many layers. Leader follows trying to convince him that Jesus wants us to be generous. Call all the children together and explain to him that Love is a doing word and so by collecting things for others we are showing them love. When he learns that Jesus wants him to show love by giving his heart is changed.</p>
Lesson 6 Unforgiving vs forgiving	<p>Captain Mess-up arrives with a note book and a pen and is writing down everything anyone has ever done wrong to him and showing them to the children. (have some pictures too). Some of the things can be ridiculous. For older children he can even start making up things that they are doing wrong and put them in his book. Once you have all the children together demonstrate the memory verse activity. Captain Mess-up can interrupt and show his list and is just about to read it but then decides to have a change of heart and rips it up as he says the memory verse. Repeat the memory verse activity with the children in the small group lesson this time personalising it to them.</p>
Lesson 7 Loves sometimes vs loves always	<p>Captain arrives with a calendar and asks the children which day would they like him to love them. He comes up with stupid excuses why he can't love them on certain days, e.g. mowing the carpet, charging his phone, sun tanning, getting his eyebrows plucked, it's not cool to love people on a Friday etc. Teach him that God wants us to love ALL THE TIME not only when it suits us. We must never stop loving no matter what happens!</p>
Lesson 8 Now vs forever	<p>Captain Mess-up arrives completely changed. He is kind and generous. He offers to help and gives hugs to the children. He can hand out cards to the children that say "Jesus loves you". He plays the memory verse game and shows love in everything he does. The leaders keep pointing out to the children how he has changed.</p> <p>Call children together and get Captain Mess-up to give his testimony of how he didn't know how to truly love people but how the children have helped him learn the word of God. He shows his completely changed heart. The last sticker is removed as he learns that this love is forever.</p>

Lesson One: Love is the most important of all

Main focus for the lesson:

- Gifts from God are important but LOVE is the most important of all
- God wants us to love Him, ourselves and each other
- Love is what sets Christians apart from everyone else

1) Memory Verse

- 1 Corinthians 14:1

Let love be your highest aim! But also desire the special abilities the Spirit gives you.

Idea to teach the memory verse

Let the children take turns to each say the verse before throwing a ball into a goal. Each time they get it in, they spell the next letter of L.O.V.E.

Play continues until everyone has spelt the word.



2) Hands on

Perform the following game/s:

2.1) Game: Fun way to introduce the theme

- Set out bags all around the venue for the children to feel the objects inside without being able to see them.
- The aim is for them to try and guess what object is **common** in all the bags.
- Make the common object a **heart**

Conclude:

What item was in all the bags? Empty all the bags so the children can see if they were right.



This term we will be learning about the most important thing to God. Do any of you think you know what it is?

3) Bible Story + Lesson

Do you know what a chameleon is? If you had to put him on green grass he would turn ... green. Or on brown branches he would turn ... brown.



The Bible tells us about some Christian people who lived in a place called Corinth. These Christians were struggling as the people around them were all sinning and doing things that were not pleasing to God. Some of these Christians were scared they would get teased, hurt, or even killed for believing in Jesus and so they just wanted to blend in (*like a chameleon*).

Others didn't want to give up their old ways, even if it meant doing other things that were not pleasing to God. Their faith was being tested and many of them were failing terribly. They were trying to fit in and so were becoming like the people around them rather than standing out for God.

Paul heard how they were struggling and so he wrote them a letter to help them make better choices and answer some of the questions they had. This letter can be found in the Bible, 1 Corinthians.

If you are going to stand out what is the most important thing you want others to see different in you?

Do you think these things would make people see that you are different?



- If you could speak all the languages of Earth or of angels without even learning them
- If you had the gift of prophecy, which means you know everything about what is going to happen in the future
- If you had enough faith to speak to the mountain and make it move
- If I gave everything you have to the poor people
- If I were burned alive for teaching other people about Jesus

Do you know that every one of these is possible for each and every one of you to do! Of course you wouldn't be able to do it on your own, but with the power of the Holy Spirit ALL of these things are possible.

But Paul taught that these are not the most important things we should be aiming for (1 Cor 13:1-3). What do you think the most important thing is?

Let love be your highest aim! But also desire the special abilities the Spirit gives you.

1 Corinthians 14:1

In fact he even said that if we can speak all the languages but don't have love it is like a clanging cymbal (*demonstrate for effect*)

And if we know what is going to happen and can command mountains to move we are nothing if we don't have love!

WOW how important is love to God. This term we are going to learn what God teaches us about love. When we know more about love we will be able to LOVE OURSELVES better, LOVE OTHERS better and most importantly LOVE GOD better!

4) Questions and discussion points

Use moments such as craft time, free play etc to casually recap and highlight the main ideas.

- What does God say is the most important thing we need to have? *love*
- Who do we need to love? *Ourselves, others and GOD*
- Can you name a time when you showed someone love? Did you stand out?
- Why are we making a chameleon?
- What can you teach your family today?

5) Craft

Encourage children to take crafts home and use them to teach the lesson

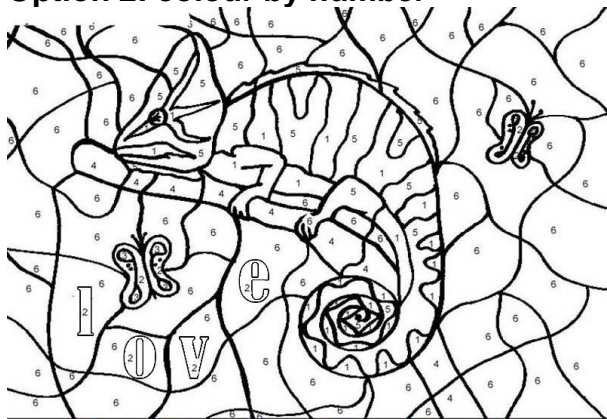
Option 1:

You will need: 2 plates per child, wobbly eye, paint/crayons, split pin & memory verse

Each child is given two paper plates. One has a chameleon already cut out and the memory verse. The other they can paint or colour as they please. Use a split pin to join them. As the children turn the bottom plate the chameleon will change colours.



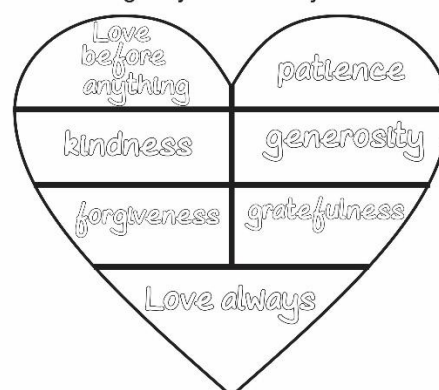
Option 2: colour by number



1=orange 2=purple etc.

Option 3:

God wants to give you a heart just like this one...




Let the children try and build the pieces to see what God wants their heart to look like.

Lesson Two: God is love

Main focus for the lesson:

- God is love
- As a church we want to know Jesus and to make Him known
- We do this when we understand that God love us, He wants relationship with us and He wants us to tell others about Him
- God gives us the Great Command to Love Him and to love others. – this is a commandment and not a choice



1) Memory Verse

- Matthew 22:34

“You shall love the Lord your God and you shall love your neighbour as you love yourself.”

Idea to teach the memory verse

Set up a limbo game for the children.

Two leaders hold a broom/stick starting quite high and getting lower each time. Children take turns to say the memory verse while they attempt to go under without touching the stick. The person who can go the lowest is the winner.



Conclude: Just like it became more difficult with this game to go under when the stick was made lower and lower. Sometimes it is difficult to love God, to love others and to love ourselves. But we need to keep doing that because it is a command that God has given us.

2) Hands On

2.1) Video Clip

Show the children this lovely video <http://m.youtube.com/watch?v=31E7upBmKYY>
Bible verses for KIDS! On “God’s Love” by Jack and Scarlett

2.2) Object Lesson

This can first be done as a demonstration with the whole group, and after, allow the children to try it for themselves. PLEASE TRY IT FIRST. Permanent marker does NOT work and 3ply tissue seems to work best.

Items needed: piece of 3ply tissue; ballpoint pen, light green marker, shallow bowl of water




Action:



On the tissue draw a heart close to the bottom with ballpoint pen


Say:

Do you see how this heart looks empty? Well this is how our heart looks before we accept the love God has for us because 1 John 4:7 says **love is from God**

Action:	Say:
 <p>Colour in the heart with koki or highlighter. Not permanent marker. (Note lighter colours like green or pink worked best)</p>	<p>The Bible says that Jesus died for our sins. WOW that makes me feel really loved. What about you?</p> <p>John 3:16 says <i>"For God so loved the world that He gave His one and only Son, that whoever believes in Him shall not perish but have eternal life."</i></p>
 <p>Use a ballpoint to draw small hearts just above the coloured heart.</p>	<p>But what about all the people that are around us? Some of them do not know how to love others. Some of them do not feel loved. Some of them do not know what Jesus did for them.</p> <p>1 John 4:8 says Whoever does not love does not know God, because God is love.</p>
 <p>Dip the tissue in water. Wait until the water absorbs through the heart and spreads the colour or "love" to the other hearts</p>	<p>Can we help them be filled with love?</p> <p>Yes! We can love them. We can show them God's love. We can tell them about what Jesus has done. By loving others God's love is made perfect in us. 1 John 4:12</p> <p>We can love them because God loves us. 1 John 4:19 we love because He first loved us.</p>

3) Bible Story + Lesson

1. Stick up this picture and ask the children how do we know that God is love?



Try write down some of their answers around this picture.

Use the following pictures and stories below to show how God loved the following people and how He showed His love to them. Add each of these ways around the pictures as you go.

E.g. He provides for us, He protects us, He looks after us, He heals us, He disciplines us or corrects us when we are wrong?.....


(for older children show them the picture first and let them try and think of how God showed His love to each of these people.)

Tell the children that the Bible shows us that God is love by the way that He loves His people.

2. Think about Abraham

In Genesis 15 God shows Abram that He loves Him by making a covenant (promise) with him that his reward will be very great. But Abram said, "How can my reward be great, because I am childless". And God told Him "look towards the heavens, and count the stars. Your offspring will be as many as the stars". On that day God promised Abram children and He promised them the land that they would one day inherit.

(write God provides for us)




3. Even though Abram tried to make his own plan to have children. God kept His promise and He showed Abraham how much He loved him by giving him a son Isaac. **(write God forgives and keeps His promises)**

4. Isaac had a son Jacob, and Jacob had 12 sons, one of who was Joseph who was sold into slavery in Egypt. While in Egypt Joseph became the Governor of Egypt. God knew



that that by Joseph being so high up in the Government in Egypt that his family would be provided for when the famine came. Can you see how awesome God is? He loves us so much sometimes our situations look so crazy but He is turning things for His good.

(write God provides for the future)



5. During the time of Joseph being in Egypt there was a big famine and so the Israelites moved into Egypt. They were becoming a strong and powerful nation and so Pharaoh took them into slavery.

For exactly 430 years the Egyptians were slaves in Egypt. Can you imagine being a slave? The Israelites would have to wake up really early and work hard all day building and looking

after the fields in the hot sun. But God loved His people so do you think He just left them to suffer? **(write God wants what is best for us; He is with us when we suffer)**

6. But God loved His people so much that He raised up Moses. Now remember even with



Moses. He should have been killed as a baby, but his mother hid him in a basket and the princess rescued him. Moses grew up in Pharaoh's house so he had favour with Pharaoh when he needed it. Moses had even killed a man and yet God still loved him and used him even when he has messed up so badly.

(write God protects us)




7. God told Moses to tell Pharaoh to let His people go. Remember how God spoke to Moses in the burning bush. God told him to confront Pharaoh and ask for the Israelites to be set free. God promised Moses that the Israelites would be set free. **(write God listens to our prayers)**



Ex 6:6 God said I have heard your groaning's. I have remembered my covenant with you. I am the lord and I will bring you out from under the burdens of Egypt and I will deliver you and I will redeem you with my outstretched arm and with great acts of judgement. I will take you to be my people and I will be your God. And I will bring you into the land that I promised your forefathers.

8. When Moses told Pharaoh to let the Israelites go do you know what Pharaoh said? "No" "He wasn't just saying "No" to Moses he was saying "No" to God.

Pharaoh would not listen to God, but God loved His people so much and He wanted them to be free so He sent 10 terrible plagues upon the land of Egypt and the Egyptians. After the last plague where Pharaoh's first born son died, Pharaoh called Moses and told the Israelites to go and get out of Egypt. **(write God protects us from our enemies)**



9. After that God led the Egyptians to the Red Sea by guiding them with a **pillar of cloud by day and a pillar of fire by night**. **(write God is with us wherever we go)**

10. God then did an amazing miracle parting the Red Sea so that the Israelites could get away from the Egyptians. **(write God does miracles for us)**



You know what is also amazing – once the Israelites crossed over into the wilderness, God didn't leave them to look after themselves. He kept providing for them. **(write God keeps providing for us)**

In Exodus 15: Moses and the Israelites sing to the Lord and thank Him.

"I will sing to the Lord for he has triumphed gloriously...The Lord is my strength and my song. And He has become my salvation, this is my God and I will praise Him.

Because of what God had done for the Israelites they were able to tell their children just how great God is and how much He loves us.

(refer to picture 1 now with all the things added) From just the first two books of the Bible look at how much we can see that God loves us. And the Bible is filled with SO many more stories of His love for us. That is because **GOD IS LOVE!**

God loves you. He gives you promises and He blesses you. Sometimes His plans for you might seem a little crazy but He will bless you and look after you – even when you mess up. Doesn't it make you so excited to know that God loves you this much? That's why we need to tell everyone about God and we need to show them how He loves us and them too.



4) Questions and discussion points

Use moments such as craft time, free play etc to recap and highlight the main ideas.

- Which story of God's love did you like the most? Why?
- How has God showed His love to you?
- Do you think that you could use your story of God's love to encourage others?
- How do you think we can show God's love to others?

5) Craft

Option 1: (see template)


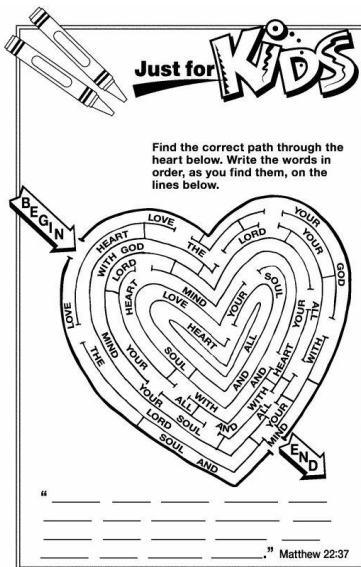


Whoever does not love does not know God, because God is love. 1 John 4:8

Option 2:



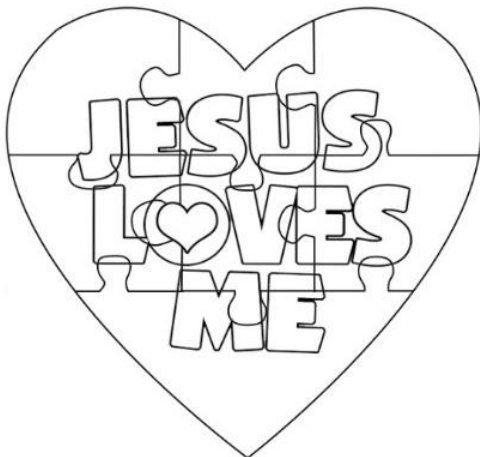
Option 3: Activity & colour Pages



Option 4: Puzzle building

On each piece of the puzzle let the children write/draw something that reminds them that Jesus loves them. Then let them cut up the pieces and rebuild their puzzle.

Give older children the puzzle sheet before you tell the story. They first write their answers to



“how do we know God is love”

Then as you tell the stories let them add to their puzzle.

Conclude: Isn't it wonderful all the little pieces in the Bible and in our loves that show us that God is love.

Lesson Three: Love is Patient

Main focus for the lesson:

- Love is patient
- Jesus shows us and others patience and so should we

1) Memory Verse

- Colossians 3:13

Forgive others because the Lord forgave you.

Idea to teach the memory verse

Play pass the parcel, making as many layers as possible. Each layer has written on it ***“Forgive others because the Lord forgave you” and then if they mess up again?*** Get all the children to say the verse as the new parcel is unwrapped. A fun song to play while they pass the parcel https://www.youtube.com/watch?v=H14mKzGfp_

2) Hands on

2.1) Sorting Activity:

Children sort out the various heart shaped confetti into separate bowls. Captain Mess-up can test their patience by remixing them - discuss how this makes them feel.

For older children: Choose a certain type of heart confetti that must be removed from the bowl. One partner is blindfolded while the other tries to direct them to the correct confetti. For added frustration have another pair share the same bowl taking out a different type of confetti.

Conclude: Sometimes it is hard to be patient. We can lose our temper- even with those trying to help us. Love is patient all the time!

2.2) Test of patience

Get all the children to line up in a long line. Hand a sweet and card to the first person who has to then pass it down to the last person. As they pass it they say ... Love is patient Love is kind. The person at the end is able to keep the sweet. Then pass one to the person in the front again. It continues until all the children have had a chance to get a sweet. Conclude that the person in the front, even though they were first had to wait the longest. They had to have the most patience! But patience comes with a reward.

2.3) Object lesson: You will need: can of coke, 2x glasses, 2x ice trays, water, ice

(hold up a can of coke) Who likes drinking coke? Drinking coke has taught me how important it is to be patient. *(pour a little into each glass)*

How? Well you see I especially love drinking coke when it is ice ice cold not warm like this one. To get it ice cold I use one of these. *(hold up an ice tray)* Do you know what this is used for? *(allow answer)*

To make ice I have to fill up the ice tray with water and put it in the freezer and WAIT! *(pour some water into one ice tray, the other can have ice in already)*

So what will happen if I am not patient and I don't wait long enough? *The water won't freeze (pour the water from the ice tray into coke)* Ugghh I have ruined my coke and made it all watery. I wish I had of been patient.

If I am patient and I wait long enough *(pour ice into the other coke)* the reward will be well worth the wait!

3) Bible Story + Lesson

Stick a **long** strip of paper on the wall to serve as a time line. At the beginning place Peter as a fisherman. At the end place the Picture that says **BUILD HIS CHURCH**.



Today I am going to tell you about a man in the Bible named Peter. Peter was a fisherman. But Jesus loved Peter and Jesus had a plan for Peter to be so much more than just a fisherman!

Matthew 4:19 (ERV) ¹⁹ Jesus said to them, “Come, follow me, and I will make you a different kind of fishermen. You will bring in people, not fish

Jesus wanted Peter to tell others about Him and about God.

Jesus wanted Peter to **BUILD HIS CHURCH**. (Matt 16:16) That means Peter would help get more and more people to believe in Jesus.



BUILD HIS CHURCH

Do you think following Jesus is the right thing to do?

Do you think by following Jesus Peter will be able to “**BUILD HIS CHURCH**” (refer to end of timeline) YES and that’s exactly what Peter did ...

(Matt 4:20) ²⁰ Peter and Andrew immediately left their nets and **followed Him**.



Jesus knew Peter had a *lot* to learn before he was going to be able to **BUILD HIS CHURCH** (refer to big space between start and end of timeline) **but Jesus loved Peter and love is patient**. Jesus would be patient with Peter until he got it right and built *His* church like *He* wanted him to.



Because Peter followed Jesus he got to see Jesus do many amazing things.

- Peter saw Him fill his nets with fish when they had been fishing all day and caught nothing (Luke 5:4-7)



- Peter saw Jesus heal many people like his mom in law (Matt 8:14-15) and
- Peter even saw Jesus raise a young girl from the dead (Matthew 9:23)



- Peter was there to see Jesus feed 5000 people from only 5 loaves and 2 fish

WOW it is exciting to read about all the things Jesus did but imagine to have been there like Peter and actually **see** Jesus doing them.

Do you think seeing all these things will help Peter tell others about how great Jesus is?
Do you think it will help Peter **BUILD HIS CHURCH**? (*refer to timeline – yes he is getting closer*)



So just after Peter has seen all these things, Peter sees Jesus walking on the water toward their boat and he says to Jesus ... (Matt14:28) "Lord, if it's you, tell me to come to you on the water."
And Jesus says ... come

So Peter trusts Jesus and he steps out onto the water. He is doing it. He walking on water. And then he sees the wind and he stops trusting Jesus and he ... sinks.

So here is Peter. He has just seen all these amazing things Jesus has done. Jesus has told him He wants him to **BUILD HIS CHURCH** ... and what does Peter do? He doesn't trust him.

Don't you just want to shout at Peter and say "ARE YOU STUPID PETER! IT'S JESUS! LOOK WHAT YOU HAVE SEEN HIM DO ALREADY! YOU'RE NOT GOING TO BE ABLE TO BUILD HIS CHURCH IF YOU DON'T TRUST HIM! MAYBE IT'S BETTER IF YOU SINK AND WE FIND SOMEONE ELSE TO TAKE YOUR PLACE"

But Jesus doesn't do that. **Jesus loves Peter. And love is patient.**

(Matt 14:31) **Immediately** Jesus reached out his hand and caught him. "You of little faith," he said, "why did you doubt?" and then Jesus calms the wind and off they go.

Jesus doesn't let Peter sink. Jesus doesn't give up on Peter. Jesus loves Peter and He wants Peter to **BUILD HIS CHURCH**. Jesus' love for Peter is patient.



For over 3 years Peter sees Jesus do a whole lot more of amazing miracles. And Peter is the first to say that Jesus is God's son. (Matt 16:16)
He is even there to hear God's voice! (Matt 17)



It comes to the time when Jesus tells all the disciples that He is going to be killed. And He tells Peter that tonight he will deny *even knowing* Jesus three times before the rooster crows.

And Peter is like – no ways – even if I have to die too I will never deny who you are.
And then he denies Him once – “*I don't know who you are talking about?!*” (vs 70).... And he denies Him twice – “*I don't know the man*”(vs 72) And he denies Him three times! - “*I don't know the man!*” (vs 74) **COCK-O-DOODLE-DOO**
Here is the man Jesus has chosen to BUILD HIS CHURCH. And he has messed up again!



BUILD HIS CHURCH

When Jesus is raised from the dead and comes back to see His disciples what do you think He is going to say to Peter?
Do you think Jesus is going to lose His patience this time?
Is He going to say ... *I am fed up with you Peter! I'm never speaking to you again!*
Is He going to get angry and say ... *I've given you enough chances - you can't build my church anymore!*

Not at all. Jesus loves Peter and love is patient. Peter is even the first person Jesus appears to since He is raised from the dead. (1 Cor 15:5) before any of the other disciples. Now that shows that **Jesus loves Peter. And love is patient.**

Jesus still wants Peter to BUILD HIS CHURCH even after all the things Peter has done wrong.

Jesus has been so patient waiting for Peter to be ready to BUILD HIS CHURCH and finally Peter gets up and addresses the crowd of people (Acts 2) and on that day 3000 people came to know Jesus. And from thereon Peter did his best to BUILD HIS CHURCH.

Just like Peter Jesus wants **us** to build His church!
Just like Peter **we are** going to mess up a lot along the way!
But Just like Peter **JESUS LOVES YOU** and **LOVE IS PATIENT.**

The Bible says God is slow to anger – even when we mess up over and over again Jesus is patient with us. He gently guides us and leads us.

Jesus also wants other people around us to build His church! And these people are also going to mess up!

Do you think we should love these people? Do you think we need to be patient with these people? Yes because love is patient. We mustn't get angry with them. Instead we must gently guide them and lead them just like Jesus does to us.

When you are tempted to lose patience... remember how patient God has been with you! Remember our memory verse today ***Forgive others because the Lord forgave you.*** Colossians 3:13

4) Questions and discussion points

Use moments such as craft time, free play etc to recap and highlight the main ideas.

- Does God want you to build His church? Will you mess up doing so?
- What were some of the things Peter saw Jesus do? Do you think you would have been as patient as Jesus was
- Does God want others to build His church? Will they mess up doing so?
- What can you do when you start to feel impatient or irritated with someone? *Walk away, pray, read the Bible, say a memory verse, love them*

5) Craft

Encourage children to take crafts home and use them to teach the lesson

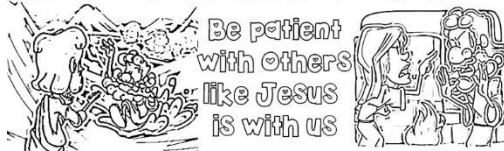
Option 1: (see template in media pack)

Let the children make a mini timeline home of all the things Peter did. Give them opportunity in class to practice what they would say.

Option 2:

Let the children patiently decorate the word "PATIENT" with heart confetti.

Love is
PATIENT



Option 3: Ask the children: "Have you ever made a mistake?"

Can you remember what happened when Peter made the mistake and denied even knowing Jesus? *The rooster crowed!*

So if you have ever made a mistake I want you to crow like a rooster when I hold this rooster up. Ready 1,2,3

What a noise! If we had to moan or get angry every time someone made a mistake the world would be a very noisy place! But Jesus wants us to be patient with one another! He wants us to ***Forgive others because He has forgiven you***

Don't be a noisy rooster ... rather have love for others that is patient and forgiving.

Lesson Four: Love is grateful & boasts in the Lord

Main focus for the lesson:

- Love is **GRATEFUL & BOASTS** in the Lord

1) Memory Verse

- Psalm 9:1

I will give thanks to you, Lord, with all my heart; I will tell of all your wonderful deeds.

Idea to teach the memory verse

One of the leaders gets wrapped up with toilet paper (almost like a mummy) and each child gets to unwrap a part of the body while everyone is saying the memory verse. When the leader is completely unwrapped he should run off shouting "I'm going to tell everyone what Jesus has done for me!"



2) Hands on

Perform the following game/s:

2.1) Game: THROWING A BEAN BAG INTO A BUCKET (or ball into a basketball net) AND SAYING SOMETHING YOU ARE GRATEFUL FOR.

The idea of this game is not for the kids to simply say random things that they have but to understand that it is God who blesses us.

The teachers can start so that the kids understand the heart behind the game. Examples: "God has blessed me with eyes that can see!" "God has given me friends at school!" "God has made my mommy better from her flu!" "God has given me a big sister who looks after me!" "God gave me the ability to draw and paint!" "God has made me a fast runner!"

2.2) Posters:

Children make signs of things they want to boast about the Lord.


Arrange for the parents to meet with them and march around the church grounds boasting to everyone what Jesus has done.



3) Bible Story + Lesson


Luke 17:11-19: The importance of a grateful heart!

Our story today comes from Luke 17 in a village in Israel. Jesus was travelling around and He came to a village where He met a group of men. There were ten of them and they were Lepers which meant that they had a disease called leprosy.



[Picture 1] Let me tell you a bit about the disease leprosy. People who got it got terrible sores on their skin and eventually their fingers, toes and noses would rot and fall off. It was very contagious so you could not even be around your friends and family if you had this disease. That's why these men had to stand "afar off" and were calling out to Jesus to



help them. They had heard that Jesus had the power of healing and I'm sure they were prepared to try anything to be well again.



So Jesus approaches them, which nobody ever did, and said "Go show yourselves to the priest."

[Picture 2] Now this wasn't something that they would do unless they were healed but they obeyed anyway and as they did they began to get healed! I can imagine that as

they were getting healed they would begin running, jumping, dancing and even doing cartwheels! They had received instant and complete healing from this deadly disease! **[Picture 3]**



The lepers ran off to find the priests and probably their families to have a big celebration. All of them except one!

[Picture 4] Only one man turned back and fell at Jesus' feet and thanked Him for his healing.

Jesus said "Weren't there ten of you? Where are the others? You are the only one who has shown gratitude." **[Picture 5]**



What does God want us to learn from this story?:

So the one man who had a grateful heart landed up closest to Jesus which teaches us that if we want to be close to God we must always have a thankful and grateful heart!

What kind of things can we thank God for right now? Can we close our eyes and each say thank you to God in prayer for one thing we have? Amen

I wonder what that man told people when they asked him how he had been healed of the terrible disease? Do you think we can imagine what kind of answer he might have given?

Do you think he told people that it was Jesus who had healed him or do you think he was boastful and told people he healed himself? When something good happens to us we must never forget that it is Jesus who has blessed us! Even when it seems as if we are the ones who did all the hard work. (For example winning a running race or doing well in a test.)

4) Questions and discussion points

Use moments such as craft time, free play etc to recap and highlight the main ideas.

- We need to show God gratitude by thanking Him for what we have.
- We should never boast about our own achievements but rather boast that it is God who gives us everything that we have.
- When we boast about ourselves, we lift ourselves up above others and the bible teaches us that God has no favourites. We are all equal in God's eyes, no one is above another so we should also never put ourselves above another.

5) Craft

Encourage children to take crafts home and use them to teach the lesson

Option 1: Hand print "I AM GRATEFUL FOR..."

Children make a hand print and write on each finger what they are grateful to God for.

(Note: Do the paint hand prints before you tell the story so that they have time to dry before you write on them.)

Another option is for the children to do koki outlines of their hands and colouring-in.

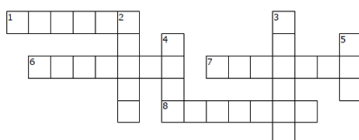


Option 2: See media pack

Jesus Heals Ten Lepers

One of them, when he saw he was healed, came back, praising God in a loud voice. Luke 17:15 (NIV)

This puzzle is based on Luke 17:11-19 (NIV)



ACROSS

1. A person ordained to perform religious duties in the church
6. A community smaller in than a city
7. To rid of impurities by or as if by washing
8. An infectious disease that damages a person's nerves and skin

DOWN

2. To express gratitude to someone for something they have done
3. To honor, worship, and express admiration to God
4. To restore to health
5. The number equal to 7 + 3

THANK	TEN	CLEANSE	LEPROSY
PRaise	HEAL	PRIEST	VILLAGE

Option 3: Ten Lepers paper chain



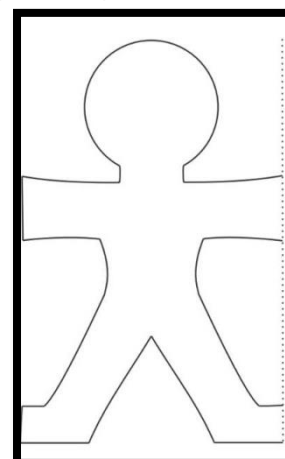
Step1: Fold a long strip of paper (A3 works well) into 10 sections, zig-zag folding.



Step 2: Draw a simple man on the front of the top section. Use the template below.

Step 3: Cut out the outside of the man. DO NOT CUT THE PARTS WHERE THE MEN JOIN TOGETHER!

Step 4: Stretch the men out and decorate each one. Remember to decorate one with a big heart because he had a grateful heart!



Lesson Five: Love is generous and kind

Main focus for the lesson:

- Love is generous and kind
- Never selfish, arrogant or rude. It does not demand its own way
- Even little daily acts of kindness can show love in a huge way
- Jesus wants us to **BE** kind to others and love them like we love ourselves.



1) Memory Verse

- 1 Corinthians 13:4

Love is kind, never selfish, arrogant or rude. It does not demand its own way.

Idea to teach the memory verse




- Hang paper plates as targets.
- On each plate have words such as “kind” “generous” “merciful” “selfish” “arrogant” “rude”
- Children use a bean bag, nerf gun or water balloon...etc to aim for the words that display how God wants us to love...
(In kindness, mercy and generously.)

At the end of the game if the child has aimed and hit the correct ones then give them a piece of paper on it that says choose kindness. During the course of the day they must find someone that they can show an act of kindness towards.




2) Hands on

2.1) Have this printed and laminated beforehand for the children to do.



2.2) Object lesson: This object lesson aims to show that even the smallest acts of kindness can make a big difference.



If our world was a bucket of water, is there an act of kindness that we can do that is too small to create a ripple? And then can many small acts of kindness make a big ripple?

Have a few small items to try:

Rock	Toothpicks	Little rubber bands
sprinkles	Leaves	Mini marshmallows

First, the **rock**, representing a big act of kindness: like visiting someone in hospital or washing someone's car.

The result: SPLASH! Of course! We know that big acts of kindness have a big effect.

Second, a **leaf**, representing a "regular-sized" act of kindness: like making someone at school who doesn't have lunch a sandwich, giving a man on the side of the road some food, or inviting a new friend over to play.

The result: There were ripples.

Next, a **toothpick**, a "regular" act of kindness: like writing a nice note to someone, taking a treat to a neighbour, or cleaning your room or clearing the table.

The result: There were ripples

Then, a **little rubber band**, still smallish acts of kindness: like telling someone a joke or picking up a toy they dropped without being asked.

The result: There were ripples, even with a single rubber band.

Last, a **sprinkle**, representing the smallest act of kindness: like holding the door for someone or saying HI.

The result: There were ripples when we dropped a single a sprinkle!

Do you think that all the little things could make as big a ripple as the rock?
ABSOLUTELY

No matter how big or small your act is. A kind and generous heart can make a BIG difference in someone else's life.

3) Bible Story + Lesson

Show <https://youtu.be/osfQg4yKtq8> "The miracle Mercy" telling the story of the good Samaritan.

Tell the children that after the clip you are going to ask them some questions so they better have their listening ears on. After use the pictures from the clip to recap and highlight important lessons from the parable:

The video is called the Miracle of Mercy. Who knows another word for Mercy? Compassion, kindness... forgiveness shown when you could punish them instead.



The story we watched today is a story from the Bible. You can find it in Luke 10:25-37 (show them it in the Bible)

Who taught us the important lesson about the good Samaritan? *Jesus*



And when Jesus was teaching **an expert in the law** asked "what must I do to inherit eternal life?"

Did he know what it says in the Bible? **YES**

He even quoted:

"'Love the Lord your God with all your heart and with all your soul and with all your strength and with all your mind'; and, 'Love your neighbour as yourself.'" Luke 10:27




Do you think he was doing these things?

Jesus then went on to tell them a story ...

A Jewish man was going from ...?

Jerusalem to Jericho ...

And what happened next?



He was attacked by some robbers

They stripped him of his clothes, beat him and went away, leaving him half dead.

Do you think this man is going to need some help.




Who knows what a Priest is? *A man who works in the temple serving God.*

Surely *his* heart should have compassion for the man?

How did the Priest respond to seeing the hurt Samaritan? ***He walked past***

Refer to Luke 10:27 Do you think this is an example of loving God with all your heart? Or with all your strength? Do you think he was loving the man like he wanted to be loved?



Who knows what a Levite is? *someone from the tribe of Levi specifically chosen by God to serve in His church. Levites loved God*


How did the Levite respond? *He also walked by and didn't help*

Refer to Luke 10:27 Do you think this is an example of loving God with all your heart? Or with all your strength? Do you think he was loving the man like he wanted to be loved?



Who came along next? *The Samaritan*

Did you know that Jews and Samaritans hated each other? The Jewish people thought that they were more important than the Samaritan people. But what did the Samaritan man do? *The Samaritan felt compassion for the Jewish man. First he clean his wounds with olive oil and wine! That must have been expensive.*



But was that all he did? *No next he took him somewhere to stay*



Was that all he did? *NO! Next he paid the man to keep looking after him AND planned to come back!*

Refer to Luke 10:27 Do you think this is an example of loving God with all your heart? Or with all your strength? Do you think he was loving the man like he wanted to be loved?



J
esus used this story to teach us an important lesson ... do you know what it is?

Knowing the Bible is good but **DOING WHAT IT SAYS IS MORE IMPORTANT!**

Jesus wants us to **DO WHAT THE BIBLE SAYS --- Love God and Love others!**

We can love others by showing kindness.

4) Questions and discussion points

Use moments such as craft time, free play etc to recap and highlight the main ideas.

Think about our experiment on kindness, have any of you ever had a friend say or do something ugly to you? How did that make you feel?

Just like our acts of kindness can show others that we love them and can make us feel excited. Our acts of *unkindness* can make someone else feel really sad.

God wants us to

- Love God with all our heart, all our strength and our mind.
- Love our neighbour as we love ourselves.

Do you think we can ask God for compassion and kindness if we don't feel like we are loving others? Absolutely.

Can I pray with any of you and ask God to help you love like He does?

5) Craft

Option 1:

It is important as we teach about loving one another that our children have opportunities to put this into practice.



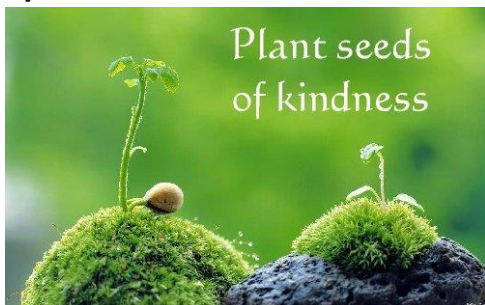
Let them work together in small groups and using the the pictures from the youtube clip to recreate the story on their cardboard T.V. Let the children invite their parents to



come and watch the "T.V show" in the garden the following week.

Example how to make one on <https://www.youtube.com/watch?v=nuFdaomleOY>

Option 2:



Give the children sunflower seeds to plant in cottonwool. As they watch their plant grow encourage them that our kindness can also grow like that.

Option 3:



As a reminder children can cut and stick the options below or write out their own acts of kindness for them to do daily.

Cookie jar:


Help children cut circles and decorate them like cookies. Encourage them to dip into the jar every morning to remind them how they can show someone kindness. See the table of examples.



Poster: Let children make their own handprints and write the acts on them.

Write a positive note to a classmate	Let someone go before you in line	Push in someone's chair	Hold a door open for someone
Play with someone new during break	Give a silent wave	Say "hi" to someone new	Thank an adult in the school for something they do.
Sharpen someone's pencils	Make a card for your favorite teacher	Give a compliment to someone	Help someone who has dropped something
Help someone before they ask	Give a nice compliment	Clean up after yourself	Clean up after someone else

Option 4: Children write out acts of kindness they can show.



Option 5: Create a door hanger reminder



Lesson Six: Love is forgiving

Main focus for the lesson:

- Love is forgiving
- Jesus does not want us to take revenge
- Not matter how many times we are wronged we must keep forgiving
- Love God first, then others and yourself

1) Memory Verse

- 1 Corinthians 13:5

Love does not keep records of being wronged

Idea to teach the memory verse

For younger children give each child a piece of paper with some common things written or drawn on it showing how people have “wronged” them. Ask if anyone ever “wronged” you? i.e. done things to you that you didn’t like? (see e.g. media pack)



Give older children each a piece of notepaper to write down all the things people have ever done wrong to them.

Take your piece of paper and tell them that the Bible tells us “Love does not keep records of being wronged” As you say the verse rip the paper in half. Each time you repeat it rip the pages in half again. Until it is impossible to read what it says. Now let the children rip their pages and repeat the verse together each time.

2) Hands on

2.1) Puppet Show:

Leader	Children do you know that Jesus loves EVERYONE! He loves you and He loves me. No matter what we do Jesus keeps on loving us! And the same way Jesus loves us all the time Jesus wants us to love others all the time too.
Both	(Bobo comes up and interrupts shouting to a friend behind the scenes) I'm so angry with you! I'M NOT INVITING YOU TO MY PARTY!!!
Leader	Oh dear Bobo? What was that about?
Bobo	Oh Hello Auntie Cindy I didn't see you there. Blue broke my favourite toy! I'm so cross with him! I don't love him anymore and I'm not inviting him to my party!
Leader	I was just telling the children that Jesus loves EVERYONE... ALL THE TIME

Bobo	Mmmm Jesus loves everyone all the time? I mean I can understand why Jesus loves me ... I have nice hair, I sing well (ooh wap she bop) and I'm really funny. Knock knock
Leader	Who's there?
Bobo	Hatch
Leader	Hatch who
Bobo	Bless you
Leader	Hachoo that is funny Bobo
Bobo	I mean there are so many great things about me but Jesus can't love everyone all the time! Surely not people that break your favourite toy! (<i>said asif speaking to friend behind scene</i>)
Leader	He loves everyone... ALL the time!
Bobo	What about when people mess up and do things wrong? Surely He doesn't love them then
Leader	Yip he loves them too just not the bad things they do.
Bobo	Wouldn't it be nice if there was a story about Jesus loving a bad person?
Leader	What are you looking at me for
Bobo	Come on Auntie Cindy you're good at telling stories and ... I'm good at listening to them ... please
Leader	And good at interrupting them
Bobo	Please
Leader	Alright then. This is a true story.
Bobo	Ooo a true story ... they're the best
Leader	From the Bible
Bobo	The Bible ... even better. The best book to read is the Bible... (song)
Leader	Ughm.
Bobo	Oh Sorry
Leader	This is a story about a very short man
Bobo	A short bad man
Leader	Yes a short man that did some bad things
Bobo	Why was he short didn't he listen to his mom and eat all his vegetables?
Leader	I don't know why he was short he just was. Focus.
Bobo	Focus
Leader	On a short bad man who climbed up a tree.
Bobo	Climbed up a tree? Why? Was he looking for a bird?
Leader	No Bobo. He wanted to see Jesus. You see Jesus was walking down the road and the man was too short to see over all the people who had also come to see Jesus, so he climbed a tree.
Bobo	So he was a clever short man who did bad things. What bad things did he do anyway?
Leader	He stole people's money
Bobo	Ooo that's bad
Leader	Yip but when Jesus walked passed and saw him in the tree He called to him to "come down the tree Zacchaeus!"

Bobo	Mma mma he's in trouble! Jesus knows what he did!
Leader	And then he told Zacchaeus ...
Bobo	Yes yes, ooo he's in so much trouble...(hide head)
Leader	Zacchaeus I'm coming to your house for supper.
Bobo	He said what ?
Leader	All the other people were angry. They said he was too bad for Jesus to love and spend time with.
Bobo	And did Jesus go to his house?
Leader	He did and Zacchaeus said he was sorry for stealing all the money
Bobo	He did ag schweet ... and did Jesus forgive him?
Leader	He did
Bobo	So he became a short good man ... who could climb trees
Leader	He did
Bobo	And Jesus loved him while he did the bad things and after he said sorry
Leader	He did
Bobo	What about me. Sometimes I do bad (whisper) things. Does he love me?
Leader	Yes, always. Jesus doesn't love the bad things but ALWAYS loves you. All he wants you to do is say sorry and try really hard not to do it again.
Bobo	That makes me happy. I like being loved by Jesus and I like being forgiven.
Leader	You know Bobo...Jesus also wants us to forgive <u>others</u> when they do bad things.
Bobo	<i>(head down)</i> Oh are you saying I should forgive Blue for breaking my toy?
Leader	What do you think Bobo?
Bobo	<i>(frantic)</i> I think I've got to go! I've got an invitation to write!!! <i>(Bobo goes down and calls ... "wait Blue can you come to my party?")</i> <i>(then pops up again)</i> Oh bye everyone – Remember – JESUS LOVES YOU!

3) Bible Story + Lesson

What you will need: <ul style="list-style-type: none"> - Spear and a sword - Small piece of material - Water jug - General badge - Crown - Clothes to dress up David & Saul. 	<ul style="list-style-type: none"> - Bible verse "Love keeps no record of wrong" - Paper and pen to write list 	Make 3 Hearts <ul style="list-style-type: none"> - "I love God, others and me" - "I love Me, others and God" - "I love Me"
---	--	--

In 1 Corinthians 13:5 we learn more about what love is. It says love keeps no records of wrong.

Today I am going to tell you a story from the Bible that comes from the book of 1 Samuel. The story starts in a place called Israel and the people that live there are called the Israelites and are known as "God's chosen people" because they love God.

The Israelites decide that they would like a king and so God allows them to make a man named Saul king. *(dress up a volunteer as a king)*

Saul was a good king – do you know why? Because he loved God! *(place heart around his neck that says “I love **God**, others and me)*

While Saul loved, obeyed and followed God he led the Israelites well and won many battles against the Philistines and Amalakites who were tribes that were against God and His people. *(let volunteer act out fighting against some bad guys)*

The Israelites began to cheer Saul *(get everyone to cheer and call out “well done Saul!”)* They all told him how great he was for saving them from the enemy. Saul started to enjoy all the attention. In fact he enjoyed it so much that he started to think he was pretty awesome. *(get Saul to say “I am pretty awesome!” and flex his muscles)*

Saul’s love for God, others and himself started to change. *(replace heart around his neck with another that says “I love **Me**, others and God).* Instead of giving God the glory he began to take all the credit – yes I am so great and strong, it is because of me that we are winning. Saul even started to disobey God. God warned Saul to start obeying Him but Saul did not change.

God then chose the next person who would one day take over as king. The next king would be ... tah dah... *(dress up David and place the “I love **God**, others and me” around his neck).* Yes this little shepherd boy, David would be the next king! David loved God, he loved others and loved himself.

(Saul volunteer can sit) At this time things were not going well for Saul. He kept on disobeying God and it made him very stressed and worried as he knew God had warned him against it. To try and calm himself down he called for someone to play music to him to help him relax. Who did the men bring – David! No one had any idea that God had already chosen David to be the next king – especially not Saul, but Saul loved David’s music and made him play to him every day.

Because David loves God more than anything *(refer to heart around his neck)*

when that horrible Goliath comes on the scene David isn't scared to fight him! He trusts God and with a single pebble wins the fight! *(have volunteer pretend to sling a stone at you and you fall down)*

After the fight Saul makes David general of his army *(pin on general badge)* and David, **with the help of God of course**, wins many battles. The people are so pleased that they cheer for David. *(get everyone to cheer "well done David!")* They even walk down the streets playing instruments, dancing and singing "Saul has killed thousands ... and David tens of thousands" and Saul becomes very jealous, he wants them to only cheer for him never mind say that David is even better. *(change heart around neck to "I love ME)* Saul has no more love for anyone else but himself.

But let's look at David's heart? *(refer to heart sign)* David doesn't let the fame go to his head. He still loves God more than anything else! *(Let David volunteer sit)*

David has **no idea** how angry Saul is and one day while he is playing his harp for Saul, Saul all of a sudden picks up his spear and throws it at David but David just gets out of the way twice. *(use the spear to demonstrate)* Now I don't know about you but if someone threw a spear at me I would be pretty angry. I might even think of getting revenge. But David's heart stays the same. *(volunteer stands - refers to heart sign and sits)* David loves God and he loves others and **love does not keep records of being wronged** *(refer to Bible verse)* and so he carries on serving Saul as usual.

Saul is so angry and jealous of David that he becomes determined that he must kill David. His first plan is to get David to kill 100 Philistine enemies so he can marry his daughter. Saul is certain there is no way David will return alive but because David loves God, God protects him and so David not only came back alive but he came back with 200 Philistine enemies that he had killed in battle. So Saul had to let him marry his daughter.

Now you can imagine how angry Saul was now! He was more determined than ever to kill David.

David, with the help of Saul's son Jonathan, finds out that Saul wants to kill him. So what do you think this amazing general who has won so many battles does? Seeks revenge? Fights Saul and takes over as King? Kills Saul?

No! David loves God and he loves others and **love does not keep records of being wronged**. So David runs away and finds a cave and hides there. God is faithful to David and at first just a few relatives come and stay with him in the cave and before long he has a full army of **400** men willing to fight for him but David never once makes his army try and kill Saul.

Saul then chases and hunts for David all over the place and cannot find him anywhere. One day Saul goes with 3000 soldiers into the hills and he just happens to enter the very cave that David is in. He sits down with his back to David and his men to go to the toilet and is totally unaware that David and his army are behind him. *(get volunteer to kneel with his back to you)* One of the soldiers whisper to David – now is your chance – kill Saul and you can be king just like God said. David sneaks up behind Saul with his knife in his hand. *(Pause – stand behind volunteer and hold up sword ready to strike)* and ...do you think David must kill Saul? But Saul tried to kill him? But what if Saul tries to kill him again?

God wants us to love Him and to love others. Would killing him be showing him love? No, love is forgiving and keeps no records of wrong. *(refer to verse)*

David then says “God has chosen this man as King and king he must remain until God himself does something about it.” So instead of killing Saul, David cuts a piece from Saul’s robe and slips behind the rock without Saul even knowing. *(act out cutting robe and hold up material)*

When Saul leaves the cave David runs out after him calling my lord the king and **bowed** before him. Wow wee **now that’s love!** Isn’t that amazing – David doesn’t only spare Saul’s life but he even still shows him respect by **bowing** before him.

David has to keep hiding from Saul as again he sends armies to come and kill him. One day David and one of his soldiers sneak into Saul’s camp, pass the guards and right into Saul’s bedroom where they find Saul fast asleep with his sword lying next to him. *(act out scene as you tell the story using props)*

The soldier with David says “God has put your enemy within your power this time for sure” let me kill him. He picks up Saul’s sword and David stops him saying “how can we be innocent after attacking God’s chosen king and that surely God will strike him down someday”. Again David shows **love does not keep records of being wronged**. So instead they take Saul’s sword and water jug

and escape from the camp. Once they are out of harm's way they call "Saul and your army, look I could have killed you again but again I didn't!"

Eventually many years later there is a terrible battle and Saul and Jonathan are killed. When the messenger came to tell David of their death what do you think he did? "Immediately say ok step aside I'm king – God said!"?

Before I tell you what he did let's write down all the things that Saul had done wrong ...

He threw a spear at him - TWICE!

He sent him to fight in wars to try and get him killed!

He sent 3000 soldiers to look for David so that they could kill him.

He even orders his son Jonathan, David's friend, to kill him.

The Bible names about 12 times Saul tries to kill David and he kept trying for years!

But David LOVED GOD and he LOVED SAUL and **LOVE keeps no records of wrong** (*crumple/tear up the piece of paper*) So what was David's response to his death? One of love. David is very sad and he even spends a week crying over their death. He even makes a song about how great they both were and how much he loved them. Isn't that the perfect example of loving someone **even if they don't deserve it!**

After that David prays to God and asks God where he must go and what he must do and God tells him to go back to Judah to a town called Hebron" and David obeys God and when he gets there, without David telling them, the people there decide to make him king. Just like God had planned many years before!

4) Questions and discussion points

Use moments such as craft time, free play etc to recap and highlight the main ideas.

- Which heart do you think your heart looks like? Do you love God, others and yourself?
- Can you think of someone else from the Bible that kept no record of wrongs? Jesus! He forgives you for everything you have done.

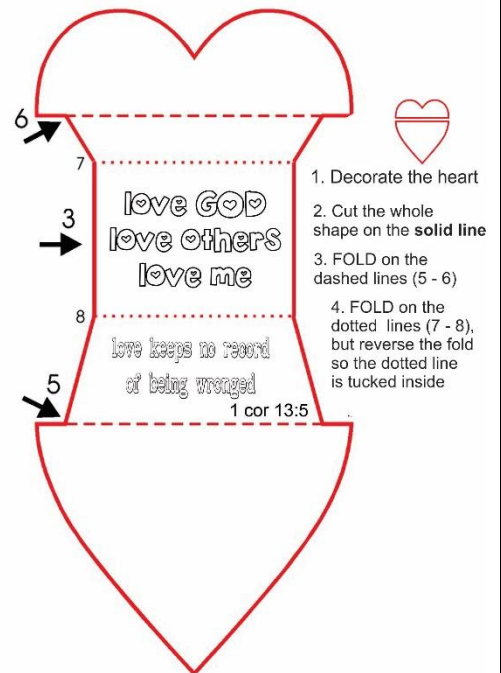
5) Craft

Encourage children to take crafts home and use them to teach the lesson

Option 1: Pop-up heart

Children decorate and fold the heart template provided to remind them that their hearts must love God, others and themselves.

Inside their hearts there must be no record of wrongs



Option 2:

Make necklaces, bracelets, shoelace charms or keyrings with the children to remind that wherever they go they must remember to LOVE... God, others and themselves!



Option 3:



Let children make their own decorated writing paper. Encourage them to write a love letter to a friend or family member. They can even save it for the next time they need to forgive someone.

Lesson Seven: Love bears all things

Main focus for the lesson:

- Love God no matter what!
- Pray to God because you love Him
- God listens to our prayers because He loves us
- Love others no matter what. Pray for others

1) Memory Verse

- **Psalm 66:19**

“But God did listen to me, He paid attention to my prayer.”

Print out each of the pictures below and hide them all over the class.



Tell the children that human beings have used many different tools to communicate with each other and that you have hidden pictures of some of these tools all over the classroom. Ask the children to say the memory verse when they bring the picture back and you will tell them what the picture represents.

Idea to teach the memory verse

Use actions to teach the verse:

God – point up Did – nod
Listen cup ears He – point up
Attention – tap head prayer – hands together

2) Hands on

2.1) Skit:

(Matt on his cellphone)

Hey Lebo I just wanted to check we were still on for this Friday?

Great. So I'll see you there at 6 'o clock.

Listen before you go I just wanted to tell you something really important...

You see Lebo I really ...

Hello? Can you hear me?

Can you hear me now? Can you hear me now? Can you hear me now? (*walk around and act as if trying to get signal*)

(act as if line gets dropped and phone back)

Oh there you are. So as I was saying ... Hello ... can you hear me now?

Say: Let me call her back. Hello... what the number you have dialled is not available at present?! Let me send her a message.

Oh no, I've run out of airtime! Matt *leaves the room looking frustrated.*




(leader comes out) When it comes to cellphones we often have problems getting our message across to someone. Maybe they can't hear us, the line gets cut off, their battery dies or we run out of airtime. With God this never happens. There are no missed calls, no lost messages and no *(have boy come in and walk out again saying "can you hear me")*

and NO CAN YOU HEAR ME NOWs. We can be sure that when we pray, God hears **EVERY** word clearly!

3) Bible Story + Lesson DANIEL 6

(for a bit of fun dress up and tell the story as if you are a lion that was in the den – use the pictures to help the children follow the story)

2017						
January						
S	M	T	W	T	F	S
1	2	3	4	5	6	7
8	9	10	11	12	13	14
15	16	17	18	19	20	21
22	23	24	25	26	27	28
29	30	31				
February						
S	M	T	W	T	F	S
1	2	3	4			
5	6	7	8	9	10	11
12	13	14	15	16	17	18
19	20	21	22	23	24	25
26	27	28				
March						
S	M	T	W	T	F	S
1	2	3	4			
5	6	7	8	9	10	11
12	13	14	15	16	17	18
19	20	21	22	23	24	25
26	27	28	29	30	31	
April						
S	M	T	W	T	F	S
1	2	3	4	5	6	7
8	9	10	11	12	13	14
15	16	17	18	19	20	21
22	23	24	25	26	27	28
29	30					
May						
S	M	T	W	T	F	S
1	2	3	4	5	6	7
8	9	10	11	12	13	14
15	16	17	18	19	20	21
22	23	24	25	26	27	28
29	30	31				
June						
S	M	T	W	T	F	S
1	2	3	4	5	6	7
8	9	10	11	12	13	14
15	16	17	18	19	20	21
22	23	24	25	26	27	28
29	30					
July						
S	M	T	W	T	F	S
1	2	3	4	5	6	7
8	9	10	11	12	13	14
15	16	17	18	19	20	21
22	23	24	25	26	27	28
29	30	31				
August						
S	M	T	W	T	F	S
1	2	3	4	5	6	7
8	9	10	11	12	13	14
15	16	17	18	19	20	21
22	23	24	25	26	27	28
29	30	31				
September						
S	M	T	W	T	F	S
1	2	3	4	5	6	7
8	9	10	11	12	13	14
15	16	17	18	19	20	21
22	23	24	25	26	27	28
29	30					
October						
S	M	T	W	T	F	S
1	2	3	4	5	6	7
8	9	10	11	12	13	14
15	16	17	18	19	20	21
22	23	24	25	26	27	28
29	30	31				
November						
S	M	T	W	T	F	S
1	2	3	4	5	6	7
8	9	10	11	12	13	14
15	16	17	18	19	20	21
22	23	24	25	26	27	28
29	30					
December						
S	M	T	W	T	F	S
1	2	3	4	5	6	7
8	9	10	11	12	13	14
15	16	17	18	19	20	21
22	23	24	25	26	27	28
29	30	31				



I used to be a very angry lion that always wanted to eat people. But now I am a lion that loves God and loves people! Let me tell you why I changed ...

(Add Daniel) Daniel was a man that loved God. He loved God so much that He prayed to God three times every day.

(Show calendar) Do you think God wants us to love Him so much that we pray to Him every day?

God loved Daniel so much and when Daniel prayed to God, God always listened to Daniel. And God helped Daniel all the time.

(hold up signs) **What did Daniel do?**
What did God do?

Children reply: **Daniel prayed to God.**

Children reply: **God listened to his prayer.**

(Divide the class in half and have one answer what Daniel did and the other what God did. Practice a few times before continuing with the story)

(Add king) When Daniel was made a servant God made him the BEST servant. Better than ALL the rest and so the king planned to make Daniel in charge of the whole kingdom (vs3)

(Add officials) The high officials did not like this idea! So they tried to find something wrong with Daniel. But Daniel loved God and ...

(hold up signs) **What did Daniel do?**
What did God do?

Children reply: **Daniel prayed to God.**

Children reply: **God listened to his prayer.**

So the officials could NOT find fault with Daniel! They scratched their heads and came up with a plan!

You see the officials knew ...

What did Daniel do? Children reply: ***Daniel prayed to God.***

But jo they didn't know ...

What did God do? Children reply: ***God listened to his prayer.***

(Change to official and King) So the officials went to the king and convinced him to make a new law that couldn't be broken! This law was that for 30 days everyone had to pray to the king. And no one was allowed to pray to God! (Vs7)

(Add lions) Now the rule was if you did pray to God in these 30 days you would be thrown into our pit – and there were lots of us lions. And boy were we hungry! I wasn't a friendly lion like I am today – I would have eaten Daniel as soon as he landed on the ground!

Do you think Daniel wanted to be thrown into our pit with us mean, angry and very hungry lions? **NO!** Would you like to be thrown into a pit of real lions? **NO!**

(Show calendar) It was only 30 days that Daniel didn't have to pray to God! I was sure we were going to go hungry. I mean I know Daniel loved God ... but surely his love couldn't bear this. I was sure he'd do anything to get out of being thrown to us lions!

What do you think Daniel *should* do? *(He should pray to God.)* Why? *(Because God is our loving, powerful Father who listens to our prayers.)*

What did Daniel do? Children reply: ***Daniel prayed to God.***

(add Daniel praying and window) Yes, he went in front of his window where everyone could see him and prayed to God three times a day and gave thanks to God just like he had done before the law was passed.

What did God do? Children: ***God listened to Daniel's prayer.***

I am sure God was happy that Daniel loved Him enough to trust Him and keep praying.

The men saw Daniel praying and went to tell the king that someone had broken the law. The king was so upset when he found out that the person was Daniel who he liked so much, but the law could not be changed. So the king said Daniel should be put into our den, closed it with a stone and placed his seal so that if the stone was moved they would be able to tell.

(rub your belly and lick your lips) Ooo I was going to have a feast.

But wait *(panicked voice)*

What did Daniel do? Children: ***Daniel prayed to God.***

What did God do? Children: ***God listened to Daniel's prayer.***

Just as I was about to eat Daniel God sent an angel who shut my mouth! *(hand over mouth)* There was nothing we could do – we couldn't even hurt him! The whole night I had to sit there looking at Daniel wanting to eat him but I couldn't. My mouth was closed tight!

And I got to thinking – God must really love Daniel that He would look after Daniel like this. And Daniel must really love God that NOTHING would stop him praying to God.

Maybe I should find out more about this God. Maybe I should pray to Him too.

When they rolled away the stone the king was so glad that Daniel was ok that he made another law - **that everyone should pray to God!** (*get all to cheer*)

The Bible says love bears all things...Daniel had a love like that ... he **never** stopped loving God! I hope I can be like Daniel and never stop loving God – even if I get laughed at, or if it gets me into trouble or if I am going through a sad time.

I want to love others like that too ... even if they let me down I want to forgive them and show them love.

(*show sign*) How did Daniel show God he loved Him? **Daniel prayed to God.**
And how did God show Daniel He loved him? **God listened to his prayer.**

(*show sign*) How can you show God you love Him? **I can pray to God.**
And how will God show you He loves you? **God listens to your prayer.**

4) Questions and discussion points

Use moments such as craft time, free play etc to recap and highlight the main ideas.


- Make them see that the lions weren't cute like often portrayed ... by saying things like do you think the lions in the den were friendly like the one you're making? Or have you seen a lion. Or why can't you get out of your car when you visit the lion park?
- Get them to count to 30 and then to 365 to compare just how little 30 days was.
- Has anyone ever let you down? How can you keep loving them?

5) Craft

Option 1: Lion Mask

Help the children become lions by making the mane out of a paper plate, orange and yellow paper and a throat stick. You can even face paint their faces. Let them divide into pairs and see if they can retell the story as practice for telling friends and family.

(note the centre piece backwards works well to cut out the ears)



Option 2: Door hanger to remind them that love "bears" all things



Option 3: Prayer Chain

Encourage the children to be praying daily and remind them that God always listens to their prayers! The links should be telling God how much they love them, for others and for the things they are trusting God for.



Lesson Eight: Love is forever & for everyone

Main focus for the lesson:

- All special gifts from God will come to an end but love goes on forever.
- God's love for us is unconditional – cannot gain nor lose it through our actions

1) Memory Verse

- Psalm 100:5

For the Lord is good. His unfailing love continues forever."

Idea to teach the memory verse

Children stand in circles. You could do one big circle or smaller circles. Then instead of holding hands, children put left hands on top of the right hand of the person standing next to them, palms facing up. Then the children start the verse saying: "For the Lord is good," clap the left hand to the person on their right hand side and that person continues the verse: "His unfailing love" and claps the left hand to the person on their right hand and then third person "continues forever!" Then claps the hand of the person on their right hand side and they say the verse and so it continues around the circle.

2) Hands on

Perform the following game/s in the garden as the children are arriving:

2.1) Make up your own worship songs about God's love.

Encourage the children to get into little groups or duets and make up their own worship songs, raps or dances. You can provide them with shakers or drums or ribbons. Encourage them to keep it simple and to be creative. You could give them ideas for lyrics or let them come up with their own. At the end allow some of the groups to "perform" their song, rap or dance for the whole group.

2.2) For the younger children, you can give them shakers, ribbons or drums and let them play follow the leader who then walks around the garden singing and shouting praises to God. Let the children have a turn being the leader when they understand the concept.

3) Bible Story + Lesson

Things that we depend on but don't last. So what/who can you depend on?

Please note that "Bobo" is a puppet that all the kids recognize so please feel free to use your own puppet and change his name too. Or make the dialogue between two leaders.

Bobo	comes in and he is grumpy. Huffing and puffing and groaning.
Leader	Bobo, why do you look so grumpy?
Bobo	I'm fed up!
Leader	Wow Bobo! Why? What can possibly have you so grumpy on such a beautiful day?
Bobo	Do you really want to know because it's a loooooong list!
Leader	Yes Bobo tell me. I'm your friend and I care about you. Children do you want to hear why Bobo is having a bad day? Let's hear it!
Bobo	Well..... First of all I went to the fridge to have a piece of my brother's

	chocolate birthday cake and it was all finished! Someone left the empty plate in the fridge!
Leader	Oh dear...
Bobo	Then... I went to play on my Playstation and the batteries on the controls were flat!
Leader	Gee, that is frustrating.
Bobo	That's not all! I went to the shops with my mom and her car just ran out of petrol! We had to <i>push</i> the car to the petrol station. Do you know how hard that was? And then when we finally got home, I went to watch my favourite show on TV but the season was finished! Everything is either finished or flat or runs out!! Ugh!! (Big sigh!)
Leader	Shame Bobo, you seem to be having a bad day. But I have some good news for you!
Bobo	(Bobo looks hopeful.) You do?
Leader	There is one thing that God gives us that never ever finishes or runs out. In fact there are so many places in the bible where it tells us that the love of God is <i>never ending; endures forever; the same yesterday, today and forever; unfailing and forever faithful!</i> God's love for us never runs out! Even if we are bad and sin God still loves us! The bible even tells us that nothing we do can separate us from this glorious love! (<i>Romans 8: 38,39</i>)
Bobo	WOW! That is so awesome! God's love is like a birthday cake that never gets finished or like batteries that never run flat. Wow! You just made my day.
Leader	Do you know what else, Bobo? All God wants is for us to love Him and to love others. That's super easy isn't it? We can remember all the things we have learnt this term about being patient and kind, generous, grateful and forgiving and we can put all this into our everyday lives. The way we act towards people we meet is a reflection of the love God has for us.
Bobo	Yes! I can do that. Suddenly I don't feel so grumpy anymore.
Leader	Knowing God love me sure cheers me up! Let's go Bobo, I think I have some spare batteries for that remote of yours.

4) Questions and discussion points


Use moments such as craft time, free play etc to recap and highlight the main ideas.

- Is there anything that we can do that can make God not love us anymore?
- Who is God's love for?
- What does the bible mean when it says that everything comes to an end except the love of God?
- How does God want us to reflect His love for us?

5) Craft

Encourage children to take crafts home, display them and use them to teach the lesson

Use the template provided to make one of the following crafts:



Option 1: Each heart that goes into the paper plate heart has one key word from each of our lessons before:



Option 2: Each heart hanging from the big heart has one of the key words from all our previous lessons. Use coloured paper and coloured string. Note: weight the string down by placing macaroni in between the hearts or sticking something heavy on the back of each of the hearts.

Option 3:

Arrange the hearts in a circle by overlapping a side of each heart with the next one. Arranging before gluing is important in this craft. The hearts can also be threaded onto coloured string to make a banner as below.

