

TO LIVE LIKE JESUS

Spirit * Be used by the Holy Spirit * Follow Jesus' example * Tell others *



Be the church * Love like Jesus * Be filled with the Holy

*** Give glory to God * Know Jesus more * live by the Word * Be a priest ***

Contents:

	Live like Jesus and ...	Page
<u>Leader's letter</u>		
<u>Lesson 1</u>	Give God the Glory	4
<u>Lesson 2</u>	Know Jesus more	8
<u>Lesson 3</u>	Live by the Word	13
<u>Lesson 4</u>	Be a priest	22
<u>Lesson 5</u>	Be the church	28
<u>Lesson 6</u>	Love like Jesus	34
<u>Lesson 7</u>	Be filled with the Holy Spirit	39
<u>Lesson 8</u>	Be used by the Holy Spirit	44
<u>Lesson 9</u>	Follow Jesus' example	50
<u>Lesson 10</u>	Tell others	55

LIVE LIKE JESUS

LETTER TO THE LEADERS

The lessons put together have been based on the recent “Values” series that has been taught in church. These can be found on the website if you would like to listen to them again.

The main idea is that our children will walk away knowing Jesus more, a revelation of who He is and what we can learn from His life. From this they live their lives like He did.

To make it easy for the children to remember these values each week will be giving them a little bookmark with a Bible verse on and an emoji to remind them of the truth taught. Please encourage children to look up the verse and put their little bookmark there.

During this value series it has again been revealed how real and active the Holy Spirit is and we want to create opportunities for our children to feel His presence and experience His empowering personally. Of course this cannot be forced!

Emojis are something the kids see in their everyday life so let's use this as a visual to help our children to remember these Biblical values on how to live like Jesus. Get your creative juices flowing as you decorate your venue and build some creative games for the kids to arrive to. We'd love it if you share your cost-effective ideas with the team!

Encourage your children to use their Bibles. If they don't own one, ask them to ask their parents to try and get them one. If parents cannot afford then we can try to source some for those in need.

Lesson One: Live to Give God Glory

Main focus for the lesson:

- Jesus brought glory to God by doing His plans ... so should we.
- What is a Christian and how should they live?
- Introduce the ways we should live like Jesus so that we can give glory to God



1) Memory Verse

- Psalm 86:12

“With all my heart I will praise you, O Lord my God. I will give glory to your name forever.”

Idea to teach the memory verse

Say the verse a few times with the children using actions where you can.

Then take a heart cut into different pieces with the verse written on it.

Start with one piece and ask... is this how much of my heart will praise and give glory to God? NO! Psalm 86:12 says ... *with **all** my heart I will ...*

Continue with the children repeating the verse each time a piece is added until the heart/verse is fully formed.

Conclude: We need to give all of our heart. Praise Him with everything we've got. Give all the glory to Him.



2) Hands on

2.1) How to live like Jesus. (can be played on arrival)

Stick headings for each of the lessons for this term on the wall E.g. “Know Jesus”.

Have all the different emojis we are going to use to teach these lessons hidden in the garden/venue. The children will need to find them and put them under the correct headings.

Conclude that this term we are going to learn how to live like Jesus! Go through each of the headings/emojis to see how many they can remember.

3) Bible Story + Lesson

Do you know what it means to be a Christian?

A Christian is someone who follows Christ. That means they believe in Jesus, love Him and have a relationship with Him.

So how should a Christian live?

Jesus is our perfect example how to live. Jesus came and showed us and taught us so many things. One of those things was how to bring God glory.

Do you know what to “bring God Glory” means? It means to **know** that God is more important than anything else ... He's great, strong, loving, ABOVE EVERYTHING ... **and to live** so everyone else can see that you know He is all these things and love

Him because of who He is. By the actions you do, the things you say, the choices you make and how you live – all of these can give glory to God.

This term we are going to look at how to live like Jesus. So how did Jesus bring God glory? *(give children chance to answer)*

John 17:4

“⁴I have brought you glory on Earth by finishing the work you gave me to do.”

Jesus knew God was the most important and He showed it by doing the work God gave Him to do.

What was the work God gave Jesus to do?

(let older children look up the scriptures and make a list)

Timothy 1:15 --- To save sinners

John 18:37 --- To tell others the truth

John 6:51 --- To give eternal life

Luke 4:18-19 --- To teach others

John 3:16 --- To show love of our Father

It was God’s plan for Jesus to be a gift of love to us. Jesus’ work was to go through all the things we go through. To teach everyone He met the truth and about His Father. To die and come alive again so we can have eternal life if we believe in Him. And when Jesus did all of these things, it brought glory to God. It showed everyone how great God is.

So if we are to bring glory to God we need to do the same thing. We need to finish the work God has given us to do.

So what is the work God has given us?

The first and most important thing is to love God. We need to love Him with everything we’ve got! **In loving God we need to live like Jesus!**

Give glory to God

Know Jesus more *(we can’t live like Jesus if we don’t know Him)*

Live by the Word

Be a priest

Be the church

Love Like Jesus

Be filled with the Holy Spirit

Be used by the Holy Spirit

Follow Jesus’ example

Tell others

Some of those things seem easy, others confusing, but don’t worry this term we are going to teach you what each of them mean. By the end of the term you’ll be ready to teach everyone else. Are you ready to live like Jesus?

4) Questions and discussion points

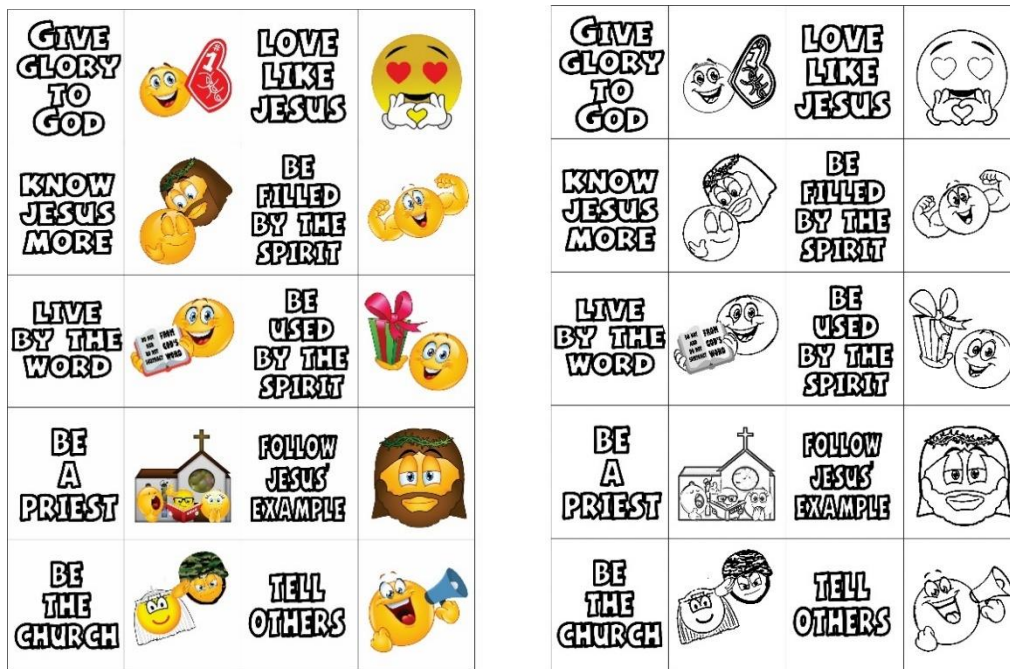
- Are you a Christian?
- How did Jesus bring glory to God? (*completed His work*)
- How do you think you can bring God glory? (*complete His work, Live like Jesus*)
- How many of the "Live like Jesus" emojis can you remember?
- Which one of them meant the most to you?
- What are you going to try to do this week to bring God glory?

5) Craft

Encourage children to take crafts home and use them to teach the lesson

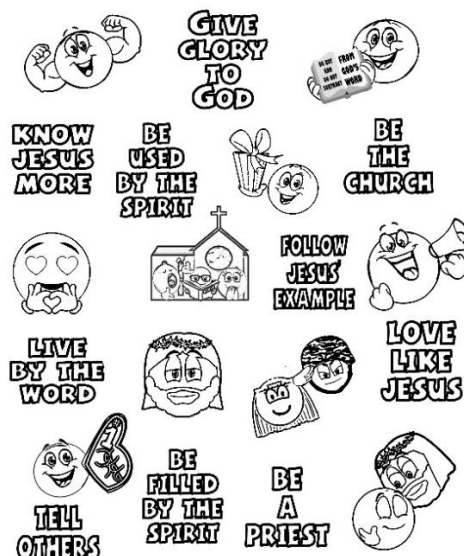
Option 1: Match the emoji cards (coloured or black and white options)

Cut out the cards and let the children try and match them.



Option 2: Match the emoji worksheet

Draw a line matching the words to the correct picture. This can be laminated so can be re-used



Option 2: Emoji Bingo

BINGO			BINGO		
GIVE GLORY TO GOD	TELL OTHERS	BE FILLED BY THE SPIRIT	BE FILLED WITH THE HOLY SPIRIT	KNOW JESUS MORE	FOLLOW JESUS EXAMPLE
BE THE CHURCH	BE USED BY THE SPIRIT	BE FILLED BY THE SPIRIT	KNOW JESUS MORE	FOLLOW JESUS EXAMPLE	BE THE CHURCH
BINGO			BINGO		
GIVE GLORY TO GOD	TELL OTHERS	BE FILLED BY THE SPIRIT	TELL OTHERS	GIVE GLORY TO GOD	GIVE GLORY TO GOD
LIVE BY THE WORD	BE A PRIEST	KNOW JESUS MORE	LIVE BY THE WORD	BE A PRIEST	FOLLOW JESUS EXAMPLE
KNOW JESUS MORE	BE A PRIEST	FOLLOW JESUS EXAMPLE	KNOW JESUS MORE	FOLLOW JESUS EXAMPLE	BE THE CHURCH
BINGO			BINGO		
TELL OTHERS	KNOW JESUS MORE	FOLLOW JESUS EXAMPLE	KNOW JESUS MORE	LIVE BY THE WORD	LIVE BY THE WORD
KNOW JESUS MORE	BE A PRIEST	KNOW JESUS MORE	KNOW JESUS MORE	BE A PRIEST	KNOW JESUS MORE
KNOW JESUS MORE	BE A PRIEST	KNOW JESUS MORE	KNOW JESUS MORE	BE A PRIEST	KNOW JESUS MORE

Cards to be drawn out one at a time:

GIVE GLORY TO GOD	Give Glory to God	LOVE LIKE JESUS	Love Like Jesus
KNOW JESUS MORE	Know Jesus more	BE FILLED BY THE SPIRIT	Be filled with the Holy Spirit
LIVE BY THE WORD	Live by the Word	BE USED BY THE SPIRIT	Be used by the Holy Spirit
BE A PRIEST	Be a priest	FOLLOW JESUS EXAMPLE	Follow Jesus example
BE THE CHURCH	Be the Church	TELL OTHERS	Tell others
BE FILLED BY THE SPIRIT	Be filled with the Holy Spirit	KNOW JESUS MORE	Know Jesus more
KNOW JESUS MORE	KNOW JESUS MORE	KNOW JESUS MORE	KNOW JESUS MORE
KNOW JESUS MORE	KNOW JESUS MORE	KNOW JESUS MORE	KNOW JESUS MORE

Option 3:

BE FILLED BY THE SPIRIT

FOLLOW JESUS EXAMPLE

TELL OTHERS

LOVE LIKE JESUS

GIVE GLORY TO GOD

BE THE CHURCH

BE A PRIEST

BE USED BY THE SPIRIT

LIVE BY THE WORD

KNOW JESUS MORE

Jesus said: I have brought you glory on earth by finishing the work you gave me to do. John 17:4

"With all my heart I will praise you, O Lord my God. I will give glory to your name forever." Psalm 86:12

Option 4:

"With all my heart I will praise you, O Lord my God. I will give glory to your name forever." Psalm 86:12

Lesson Two: To know Jesus more

Main focus for the lesson:

- We need to know Jesus more and MORE. Have a relationship with Him.
- Practical ways to knowing Jesus
- Knowing Jesus because we love Him and we love others.

1) Memory Verse

- John 17:3

“Now this is eternal life: that they know You, the one true God, and Jesus Christ, whom You have sent.”

Idea to teach the memory verse

Leader asks: Who must we know?

Child answers: The one true God and Jesus whom He sent

Children sit in a circle. One of the children starts with a ball of string/wool and once they have answered the question they hold onto the end of the string and toss the ball to someone else in the circle. The leader asks the question again now the new person holding the ball of string answers, holds a piece of the string and gently tosses it to someone else. Let the whole group say it together if the child has difficulties answering.



2) Hands on

2.1) HOW WELL DO YOU KNOW YOUR LEADER

Leader A sits with one of the volunteers (*where everyone can see them spending time together but cannot hear what they are saying*) and tells them all about themselves. E.g. favourite colour, second name, if they have siblings, favourite chocolate, colour of their toothbrush, shoe size etc

The other volunteer sits on the other side of the room by themselves.

Pause briefly so everyone can see the leader spending time with the one volunteer and then while they continue to talk say:

Today we are going to see how well these two volunteers know their leaders. We're going to ask them some questions and let's see what they know.

Ask some easy questions first like:
What is this leader's name ...
Is he a boy or girl ...
What colour shirt is he wearing...

Then choose more difficult ones that only the person that spent time with the leader will be able to answer. E.g. Toothbrush colour etc

When the second volunteer is unable to answer ask the rest of the kids if they can help too ... but they shouldn't know either.
Only the person that spent one on one time with the leader will be able to tell us everything about him.

Kids will probably start to say things like "it's not fair he's telling her ... "and then say you're right. Why does she know more than all the rest of you.... she is spending one on one time talking to leader A and listening to everything he is saying."

Give the volunteers a clap as they go to sit down again and then conclude:

It's the same when it comes to Jesus. Some things are easy for us to tell others about Jesus ... His name, that we celebrate his birth on Christmas Day, maybe even that He is God's son.

But there are other things we won't know about Jesus unless we spend time with Him. We have to speak to Jesus and we have to listen to what He is telling us about Himself. We have to read the words He wrote to **us** in the Bible so that He can tell us how to live and how to be more like Him.

You all see leader A every Sunday ... some of you even more than that and yet we knew so little about him. We need to spend more time with Jesus than just the little bit at Children's church on a Sunday and maybe a little more during the week.

Jesus wants us to know Him. He wants us to know Him so so so well.
If we know Him then we'll be able to live like Him. If we know Him then we will be able to tell others all about Him.

We need to know Jesus before we can make Him known.

3) Bible Story + Lesson

The Samaritan woman at the well (John 4)

Use the pictures and scene provided to build a 3D picture. Jesus and the Samaritan woman should be able to move.



Jesus and His disciples were on their way to a place called Galilee. To get there they had to go through a place called Samaria. The Samaritans lived in Samaria and the Jewish people and the Samaritans did NOT get along. In fact most people would travel all the way around Samaria just **not** to go there. But not Jesus, He loves everyone!

It had been a long journey and so His disciples went off to buy some food in the town while Jesus rested at the well. A Samaritan woman came to the well to get some water.

Jesus asked her *“Please give me a drink”*

Shocked the Samaritan woman replied *“I am surprised that you ask me for a drink! You are a Jew and I am a Samaritan woman”*

Remember that Jews have nothing to do with Samaritans! And she was a woman. No men talked to another woman without their husbands there. But Jesus didn't care about these things. He wanted her to know who He was.

Did the woman know who He was? No she just thought He was an ordinary Jewish man.

Jesus then said to her *“If you knew who I was you would have asked me for a drink and I would have given you living water.”*

The lady was so confused. The well was so deep and He didn't even have a bucket? How was *He* going to give *her* a drink?

Jesus went on to tell her *“anyone who drinks my water will never be thirsty again. It will bring them eternal life.”*

Do you think Jesus was talking about actual water? No. Jesus was telling her that if she chooses to accept Him, believe that He is God's son, then she will need nothing else as she will have eternal life.

But still the woman doesn't know who Jesus is.

Next Jesus went on to tell her about the many things she had done wrong. Things about her that no one else even knew.

"Sir, you must be a prophet," the woman said.

A prophet is someone that God tells what to say and the tell others.

Most times when people list all the things we do wrong we don't want to speak to them anymore or we get angry with them, but the woman shows Jesus respect and calls Him "sir".

Now knowing that He is a prophet hearing from God she wants to learn a little more from Him and so she asks *"How is the right way to worship God? Here by the temple on Samaria's mountain or in Jerusalem"*

Jesus goes on to explain to her that we must worship everywhere and the right way to worship is with our hearts and spirit.

Then the woman said *"I know the Messiah is coming. He is the one called Christ. When He comes He will explain everything."*

WHAT! The woman has heard about Jesus before and yet doesn't recognize it is Him right in from of her.

Jesus says *"He is talking to you right now. I am the Messiah."*

Isn't Jesus just so amazing that He wants us to know who He is that He will sit patiently with us until we finally realise – ahhh so that is who He is!

After that the woman leaves and she goes and tells all the people in her village about this man she has just met who knew everything about her and who might just be the Messiah.

The people from the village come to meet Jesus for themselves. Let's read from the Bible exactly what they said:

John 4:42 ⁴²The people said to the woman, "First we believed in Jesus because of what you told us. But now we believe because we heard him ourselves. We know now that he really is the one who will save the world."

It was JESUS that started the conversation with the woman.

It was JESUS who stayed to speak and spend time with the people from the village. And it is JESUS who is longing for you to get to know HIM. He doesn't want you just to hear about Him. He wants you to sit with Him at the well until you know exactly who He is.

Jesus the one that saved YOU!

4) Questions and discussion points

- Did the woman know Jesus when she arrived at the well? *No*
- Who started the conversation? *Jesus! Jesus wanted to get to know her, just like He wants to get to know you.*
- After spending a little time with Jesus who did the woman think Jesus was? *A prophet as He knew things about her no one else did.*
- After spending even more time with Jesus, who did she realise He was? *The Messiah, God's son who was sent to save us from our sins.*
- Did the people believe in Jesus when the woman told them about Jesus? *Yes*
- Did the people believe when they spent time with Jesus themselves? *Yes*
- Do you know Jesus?
- Does Jesus want you to spend time with Him to get to know Him even more? *YES*

5) Craft

Encourage children to take crafts home and use them to teach the lesson

Option 1: Story telling Scene

Let the children make their own scene so they can retell the story. Cover a board in some felt and stick a piece of sandpaper on the back of each picture so it can cling to the felt.



Option 2: Colour page



Option 3: Story cards for the children to cut, place in the order and retell the lesson.

Cut and colour the cards and see if you can retell the story.



Jesus wants to spend time with us so we can get to know Him.

"Now this is eternal life: that they know You, the one true God, and Jesus Christ, whom You have sent."
John 17:3

Lesson Three: LIVE BY THE WORD OF GOD +NOTHING -NOTHING

Main focus for the lesson:

- To live like Jesus we must: add nothing to His word nor take anything away from it.
- The Bible is filled with words from God to us. We need to be reading His commands.

1) Memory Verse

- *Deuteronomy 4:2*

Do not add to what I'm commanding you. Do not subtract from it either. Instead obey the commands of the Lord your God that I'm giving you.

- *Revelation 22:18-19* even teaches us that this is a stern warning, not just a good idea. It is God's word and we have no right to misquote it!

Idea to teach the memory verse

Display the following pictures.



The leader says the verse out loud a few times using the following actions

Do not add to what I am commanding you (*Jump forward and bring arms as if adding to*)

Do not subtract from it either (*jump back and throw arms out*)

Instead obey the commands of the Lord your God. (*hand on hip and wave your finger*)

Next they say the verse but leave out the words "add" and "subtract" and "obey" turning the picture over so the kids have to remember it.

Change who says which part. E.g. the boys say the first part and the girls say the second part and the leader says the last part. Then swap.

2) Hands on:


2.1) Perform the following skit:

Use the puzzle picture of the Bible in the media pack (A3 size will be good). Cut it out so that it makes an actual puzzle and build it upright using prestick.

Leader 1: Do you see this puzzle? I completed it last night, phew it was a lot of hard work! But now it's done and I am so happy with my beautiful picture.

Leader 2: Wow, that is a beautiful picture! How many pieces is it?

Leader 1: It is a 56 piece puzzle! The biggest one I've ever done!



(Leader 1 turns around and becomes distracted because their phone rings. They answer and have a short conversation while leader 2 takes a piece from the puzzle and puts it into his pocket.)

Leader 1: What!! What's happened here? There is a piece missing!! Did it fall off the table? (Begins searching all over the place. Leader 2 pretends to help look for the missing piece.)

Leader 2: AH HAH!! I found it! (Pulls out a bright green piece of another puzzle. Together they try to fit the piece in)

Leader 1: (Looks confused) I don't think this is the correct piece for this puzzle.

Leader 2: No, no, it's fine, let's just squeeze it in.

Leader 1: I'm not quite happy with it. I just don't think it fits in. It is obviously from a different puzzle.

Leader 2: Yes, I think you are right. Let's just leave it out then. (Takes the green piece out and leaves a gap)

Leader 1: Oh dear! It was perfect when it was complete but now it just looks terrible. (Begins to cry a little)

Leader 2: (Looks guilty) Oh please don't cry, I was just playing a trick on you. Here is your correct missing puzzle piece. (Holds the piece up)

Leader 1: Hooray!! I am so happy to see it!! Thank you! I'm a little bit cross with you but if you put it back in its place I will forgive you and we can enjoy looking at this puzzle together. They put the piece back and stand back to admire it together.

Conclude:

Leader 3: The Bible is just like that beautiful puzzle. When we look at it in its wholeness it is a perfect, finished work that is God's perfect word.

When we take something away from the Bible, even if it's just a small fact or story, the Bible is no longer complete and perfect as God had intended.

When we add something else to the Bible, like our own opinions or sayings, it is also not correct or perfect anymore.

That is why the Bible strictly warns us not to take anything away or add anything to it. We must always make sure that when we talk to people about God and His word, we shouldn't add in our own stories or opinions or leave out anything. Remember that the Bible is as perfect as the completed puzzle, nothing added and nothing taken away!

3) Bible Lesson: *(to be done in small groups or in class)*

Why is it important to keep the Bible as it is?

The answer can be found in 2 verses:

The first one is 2 Timothy 3:16 (Read it)

GOD wrote it! These are His words to YOU. Sometimes we ask "How do we hear from God?" He wrote a whole book to you that's how.

And God knows best so we cannot add or subtract from what He says.

The second verse is our memory verse today. Who can remember how it went?

Yes we cannot change it **BECAUSE GOD SAID SO.** We need to be obedient to God and He sternly tells us that we cannot change what He has written.

Let's take a verse and see what happens if we did.

(Have each word/phrase written out on a separate piece of paper)

John 3:36

“Whoever” “works hard for” “talks about” “believes in” “the Son” “has eternal life”

Stick the correct phrase up. This verse is telling us that if you believe in Jesus you get to go to Heaven. So what do you have to do to go to Heaven forever? BELIEVE

What happens if I change it ... *(replace believe with “works hard for” and then “talks about”)*

So working really hard and talking lots about Jesus ... will that give me eternity in Heaven with Jesus? NO. These are great things to do for Jesus but they are NOT what get me into Heaven. *(replace correct word)* BELIEVING in Jesus is the only way.

Do you see how even changing just a few words can end up in us losing out on a WHOLE lot that God is trying to tell us or do for us?

So why do you think people and even us sometimes change what the Bible says? *(let them give their suggestions)*

- They don't like what it is saying; it's too hard or they have to change
- They don't read the Bible themselves to check what others are teaching them
- They don't understand what it is saying (ask the Holy Spirit to help you)

SO WHAT DO YOU THINK YOU NEED TO BE DOING TO MAKE SURE YOU ARE NOT ADDING OR SUBTRACTING FROM THE BIBLE? READ IT!

Sometimes we hear a saying so many times that we actually start to think that it must be out of the Bible. Sometimes those sayings are very close to an actual Bible verse but sometimes they are the exact opposite of what Jesus teaches us.

In order to be like Jesus we must be able to know the difference. This is called “discernment”. So let's see how many things we know to be the absolute truth of God or just sayings that people have said so many times but that aren't actually written in the Bible.

Remember, God warns us not to add or take away from the words that are written in His Word. It doesn't mean that we are sinning if we use these sayings, we must just remember that they aren't actually from the Bible. Here's a surprising fact, some adults don't even know which of these are Bible truths and which are not so don't feel silly if you don't get it all right!

Perform the following quiz: Is it a Bible truth or a people saying? (for older children)

Read out the commonly used phrases/ verses and let the children decide if it is a Bible truth or a people truth (phrase that we hear so much that we think it's actually in the Bible.) To avoid shouting tell the children to stay seated if they think it's a people truth and to stand up if it's a Bible truth. Help them check the verses in the Bible.

- ***God helps those who help themselves. (People Saying)***

In fact, the opposite is a Biblical truth. Proverbs 28:26 and Romans 5:8 teach us that we cannot do anything in our own strength. We need Jesus and the Holy Spirit to help us.

- ***Money is the root of all evil. (People Saying)***

1 Timothy 6:10 tells us that the LOVE of money is the root of all evil deeds. When people love money more than God, they will do evil things to get more money. But also that being wealthy is not a sin. Sometimes God blesses people with financial wealth so that they can help God's people and see His kingdom grow.

- ***Adam and Eve ate an apple. (People Saying)***

Genesis 1:6 says "so she (Eve) took some of the fruit and ate it. She also gave some to her husband (Adam) who was with her. And he ate it." Over time, artists who have painted the scene of the first sin, painted the fruit as an apple and this became an accepted truth. Some people who have studied the Bible and history say the fruit might have been a pear or a tomato or even a mushroom! Imagine that!

- ***A whale swallowed Jonah. (People Saying)***

As with the apple, artists who painted this scene, painted a big whale swallowing Jonah but Jonah 1:17 simply says "The Lord sent a great fish to swallow Jonah"

- ***God works in mysterious ways. (People Saying)***

This one is sort of true but the actual Bible verse that talks about this is Isaiah 55:8-9 "My thoughts are not your thoughts. And your ways are not like my ways. Announces the Lord. The heavens are higher than the earth. And my ways are higher than your ways. My thoughts are higher than your thoughts." This verse reminds us that we can never understand God or His plans and that we need only trust in Him.

- ***What goes around comes around. (People Saying)***

I'm sure you have heard kids saying this to someone who has been mean to them and actually God tells us that it is true BUT it's not written like this in the Bible. The actual Bible verse that deals with the concept of the mean things you do coming back to you is Colossians 3:25 "Anyone who does wrong will be paid back for what he does. God treats everyone the same."

But we also get back the good that we do. Galatians 6:7 : "A man reaps what he sows" and the passage goes on to tell us that when we please the spirit, we are building our treasures in Heaven.

- ***It must be Jehu son of Nimshi, for he is driving like a madman! (Bible verse 2 Kings 9:20)***

This comes from the Bible! Can you believe that even in the olden days people used to drive their chariots like maniacs? Maybe that's why stop signs and red robots were invented, because of this guy Jehu!

- ***Cleanliness is next to Godliness. (People Saying)***

This one is really funny! Some frustrated mommy probably used this saying to get her sons to wash their faces and hands after asking twenty times! But it's actually completely untrue! God is not concerned with our outer appearances. He does not care about our clothes or our hands or our faces being physically dirty. What He is concerned about though, is us having clean hearts! We cannot ask for God to bless us or forgive us for our sins if our own hearts are full of jealousy, hatred and ugly thoughts. When we ask Jesus to come into our hearts, he washes us clean of all our sins but we might still sometimes need to ask for forgiveness from time to time. And we might get dirty from time to time too!

- ***Go away, baldy! Go away, baldy! (Bible verse 2 Kings 2:23)***

Poor Elisha! As he was leaving Jericho a group of boys started shouting insults at him and calling him baldy. But Elisha didn't take any nonsense. He cursed them and soon afterwards a bear came out of the woods and ate up forty of the boys. The rest ran away scared for their lives and probably never insulted another person as long as they lived!

- ***Love the sinner, not the sin. (People Saying)***

This is a people saying that simplifies complicated passages in the Bible so it is actually true. Jesus loved people even before they stopped sinning BUT he never loved the ugly things they were doing. We as followers of Jesus are also told to love all people but not the sins they have in their hearts. We are told to point people to Jesus so that their sins might be forgiven.



Matthew 5:43-44 Psalm 97:10 Matthew 7:1-3

- ***Be in the world not of the world. (People Saying)***



This people saying is a sum up of how God wants us to live because obviously we have to live in the world. Romans 12:2 asks us to live differently to the way people who have not yet met Jesus live. He wants us to be living adverts for Jesus so that other people look at us and want to be like us. And then we point them to Jesus too.

(For younger children) Perform the quiz using pictures: Here are some examples...



1.

Jonah was swallowed by a whale.	Jonah was swallowed by a big fish.
	

2.

Money is the root of all evil.	The love of money is the root of all evil.
	

3.


Being clean is important to God.	Having a clean heart is important to God.
	

4) Questions and discussion points

- Can I ever tell someone my own opinion about a verse from the Bible? Yes, of course! God wants us to use our brains to think about and meditate on His word, as long as the person you are speaking to knows that it is your own understanding of scripture and not God's word.
- Sometimes we don't like a certain lesson from the Bible, can we just ignore it? No, sorry, we can't leave out anything even if it makes us uncomfortable. God's word is harsh sometimes but all the lessons He teaches us are always for our own good!
- Be prepared to answer questions about different translations of the Bible... the words might not be the same but the meaning HAS TO BE!

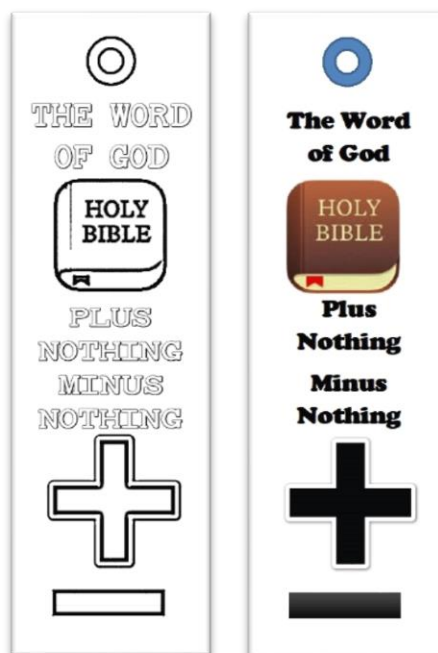
5) Craft

Option 1: Children cut and rebuild the emoji picture with Bible verse and use it to help teach today's hands on lesson.



Option 2: The word of God book marks.

Add a decorative ribbon, beads or pipe cleaners to each book mark.



Option 3: A game to play with your family and friends. Use these cards to test your friends and family's knowledge about Bible Truths.

Truths or People Sayings


<p>God helps those who help themselves.</p> <ul style="list-style-type: none"> • People Saying <p>In fact, the opposite is a Biblical truth. Proverbs 28:26 and Romans 5:8 teach us that we cannot do anything in our own strength, we need Jesus and the Holy Spirit to help us.</p>	<p>Money is the root of all evil.</p> <ul style="list-style-type: none"> • People Saying <p>Timothy 6:10 tells us that the LOVE of money is the root of all evil deeds. When people love money more than God, they will do evil things to get more money. But also that being wealthy is not a sin. Sometimes God blesses people with financial wealth so that they can help God's people and see His kingdom grow.</p>	<p>Adam and eve ate an apple.</p> <ul style="list-style-type: none"> • People Saying <p>Genesis 1:6 says "so she (Eve) took some of the fruit and ate it. She also gave some to her husband (Adam) who was with her. And he ate it." Over time, artists who have painted the scene of the first sin, painted the fruit as an apple and this became an accepted truth. Some people who have studied the bible and history say the fruit might have been a pear or a tomato or even a mushroom! Imagine that!</p>
<p>A whale swallowed Jonah.</p> <ul style="list-style-type: none"> • (People Saying) <p>As with the apple, artists who painted this scene, painted a big whale swallowing Jonah but Jonah 1:17 simply says "The Lord sent a great fish to swallow Jonah"</p>	<p>God works in mysterious ways.</p> <ul style="list-style-type: none"> • People Saying <p>This one is sort of true but the actual bible verse that talks about this is Isaiah 55:8-9 "My thoughts are not your thoughts. And your ways are not like my ways. Announces the Lord. The heavens are higher than the earth. And my ways are higher than your ways. My thoughts are higher than your thoughts." This verse reminds us that we can never understand God or His plans and that we need only trust in Him.</p>	<p>What goes around comes around.</p> <ul style="list-style-type: none"> • People Saying <p>The bible tells us that it is true BUT it's not written like. The actual bible verse that deals with the concept of the mean things you do coming back to you is Colossians 3:25 "Anyone who does wrong will be paid back for what he does. God treats everyone the same." But we also get back the good that we do. Galatians 6:7 : "A man reaps what he sows" and the passage goes on to tell us that when we please the spirit, we are building our treasures in heaven.</p>

<p>Cleanliness is next to Godliness.</p> <ul style="list-style-type: none"> • People Saying <p>This one is really funny and actually completely untrue! God is not concerned with our outer appearances. He does not care about our clothes or our hands or our faces being physically dirty. What he is concerned about though, is us having clean hearts! We cannot ask for God to bless us or forgive us for our sins if our own hearts are full of jealousy, hatred and ugly thoughts. When we ask Jesus to come into our hearts, he washes us clean of all our sins but we might still sometimes need to ask for forgiveness from time to time. And we might get dirty from time to time too!</p>	<p>Love the sinner, not the sin.</p> <ul style="list-style-type: none"> • People Saying <p>This is a people saying that simplifies complicated passages in the bible so it is actually true. Jesus loved people even before they stopped sinning BUT he never loved the ugly things they were doing. We as followers of Jesus are also told to love all people but not the sins they have in their hearts. We are told to point people to Jesus so that their sins might be forgiven. Matthew 5:43-44 Psalm 97:10 Matthew 7:1-3</p>	<p>Be in the world not of the world.</p> <ul style="list-style-type: none"> • People Saying <p>This people saying is a sum up of how God wants us to live because obviously we have to live in the world. Romans 12:2 asks us to live differently to the way people who have not yet met Jesus live. He wants us to be living adverts for Jesus so that other people look at us and want to be like us. And then we point them to Jesus too.</p>
---	---	---

Lesson Four: Be a priest

Main focus for the lesson:

- Jesus is our High priest and why we can have a relationship with God
- We are **chosen** as a royal priesthood of all believers
- We are **chosen** to tell others of the wonderful things He has done.



1) Memory Verse

- 1 Peter 2:9

“But you are his chosen people, the King’s priests. You are a holy nation, people who belong to God. He chose you to tell about the wonderful things He has done. He brought you out of the darkness of sin into his wonderful light.” (ERV)

Idea to teach the memory verse

- Let the children look up the verse or read it to them
- Repeat the following with them a few times adding actions where you can...
“I am chosen to tell others the wonderful things He has done”
- Then get the people to stand up and say it if they are:
 - wearing blue
 - have short hair
 - are chosen by God
 - Holy nation
 - who belong to God
 - royal priests

2) Hands on

2.1) POWERPOINT PRESENTATION: Who is a priest?

A simple explanation of the priesthood of all believers is that every individual believer has direct access to God, to be in His presence and to talk with Him, without a person being a mediator. Each of these people share the responsibility to minister to others so that they too may have a relationship with God.

Use this very simple explanation along with the presentation to help the children realise that they are all priests, chosen by God, to have a relationship with Him and to do His work to teach others about Him.

1 ★ WHAT IS A PRIEST? SOMEONE THAT CAN... - CAN TALK TO GOD - CAN TEACH OTHERS ABOUT GOD	6 ★ CAN CHILDREN TALK TO GOD?  YES	11 ★ CAN GROWN UPS TEACH OTHERS ABOUT GOD?  YES
2 ★ WHO CAN TALK TO GOD 	7 ★ CAN YOU TALK TO GOD?  YES	12 ★ CAN CHILDREN TEACH OTHERS ABOUT GOD?  YES
3 ★ CAN JESUS TALK TO GOD?  YES	8 ★ WHO CAN TEACH OTHERS ABOUT GOD?  YES	13 ★ CAN YOU TEACH OTHERS ABOUT GOD?  YES
4 ★ CAN PREACHERS TALK TO GOD?  YES	9 ★ CAN JESUS TEACH OTHERS ABOUT GOD?  YES	14 ★ SO WHO ARE THE PRIESTS? GOD HAS CHOSEN US ALL TO BE HIS PRIESTS. GOD WANTS US TO TALK TO HIM and teach others about Him
5 ★ CAN GROWN UPS TALK TO GOD?  YES	10 ★ CAN PREACHERS TEACH OTHERS ABOUT GOD?  YES	15 ★ TOGETHER WE ARE THE PRIESTHOOD JESUS IS OUR HIGH PRIEST TO TALK TO GOD WE NEED TO TALK TO HIM AND TEACH OTHERS ABOUT HIM

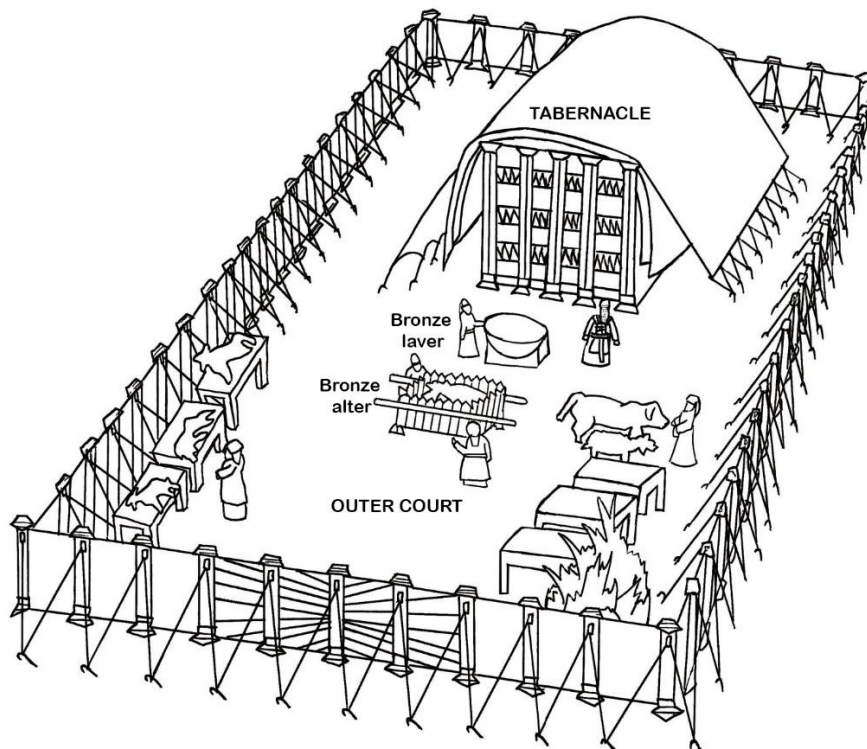
3) Bible Story + Lesson

This lesson will need to be demonstrated for kids to visually see the change from being separated from God because of our sin to being able to come into His presence because of Jesus.

Use lego, blocks or boxes to set up a simple layout of the tabernacle. The veil being the most important to show how we were separated and now have a relationship. Have signs to show only the main areas (e.g. Holy of Holies – God’s presence) so as not to confuse the children.

Before Jesus came to Earth people that loved God would put up a big tent to make a tabernacle. The tabernacle was made so that God could meet with them – the Bible describes His presence as being a big cloud. (Exodus 40:34-38)

The tabernacle had to be set out just like in this picture (or how it is laid out in the classroom)




The rule was that not everyone was allowed in. The priests, and only the priests, could come into the OUTER COURT daily and that is where they would sacrifice a lamb on the Bronze altar and wash at bronze laver so that both the priests and all the Israelite people’s sins could be forgiven.

Going into the TABERNACLE was a different story! Inside the tabernacle there were two rooms. They were separated with a very thick curtain called a veil. It was said to be SO thick that even if two horses pulled either end of it they wouldn’t be able to tear it in half. (*demonstrate by holding up a piece of material between the children and a sign saying "Holy of Holies - presence of God"*)

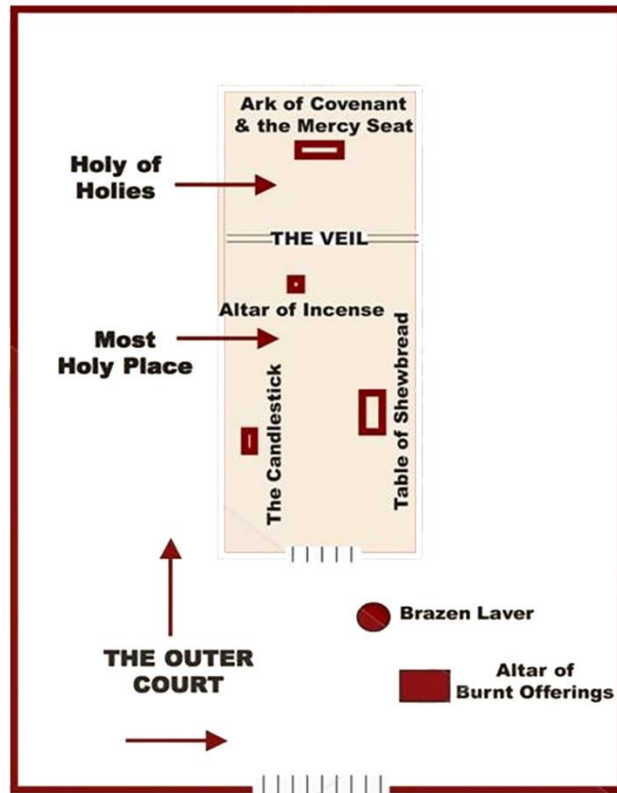
The veil was to stop people from being allowed into the HOLY OF HOLIES – that

is where God's cloud or presence would be.

The Diagram of the Tabernacle



- Outer Court
- Tabernacle
- Most Holy Place
- Holy of Holies



The only way the High Priest could stand alive on the other side of the veil, inside the Holy of Holies, was by sprinkling blood on the veil as a substitute for his own. And even he was only allowed there ONCE a year on the Day of Atonement.

Everything had to be done exactly right. On the hem of the High Priest's outfit were bells (Exodus 28:31-35) and it is thought that this was to know if he was still alive.

So the purpose of the veil was to keep people out. (*demonstrate the separation*) It told sinful man that he could not approach God except by God's way. It was a constant reminder that sin separates us from God. (*make sure your age group understands what sin is .. or even name some they can relate to*)

So in those days the High Priest, who was also a sinner himself, was the one that would meet with God. He would first have to do a whole lot of rituals to make sure he was cleansed of his sin and then he would sacrifice an animal and go on the people's behalf so they could be forgiven.

But God gave us a new way, a new promise, a new High Priest. This High Priest has never sinned and will never die. Can you guess who this High Priest is?

**It is JESUS! Jesus is our High priest forever!
Jesus is our sacrifice.**

We will always be cleansed from our sin when we ask Him.
Because of Jesus we can be with God.

(tear the material) Matthew 27:51 ⁵¹ **When Jesus died, the curtain in the Temple was torn into two pieces. The tear started at the top and tore all the way to the bottom.**

Isn't it amazing that the curtain was torn from the top to the bottom, from God to us. It wasn't man that made it possible for us to come into God's presence – it was God!

God wants us to come to Him. He wants to have a relationship with Him. *Invite the children to move the children to where the sign is...*
Because of Jesus we are all priests.

Jesus has made a way that we can be in His presence every single minute of every single day... if only we would give Him that time and come.

Remember our verse today ... 1 Peter 2:9

“But you are His **chosen people, the King's priests**. You are a holy nation, people who **belong to God**. He chose you to **tell** about the wonderful things He has done. **He brought you out** of the darkness of sin into his wonderful light.” *(ERV)*

As priests:

- **We have been chosen by God.** We are precious and important to Him. It is the highest value obtainable. Nothing else can make us more important than being chosen by God. We belong to God.
- **We come to Jesus continually.** Not only the day we got saved, but over and over again. We are able to come with confidence to receive mercy and kindness (Hebrews 4:16). Jesus is the one that we go to daily for forgiveness of our sins.
- **We are part of a priesthood.** We need to work together to achieve things for Jesus. We pray for others, encourage others and bring others to Jesus.
- **We are living sacrifices.** We live to give God praise and tell others who He is. (Hebrews 13:15) (1 Peter 2:9) We live to believe and obey God.

4) Questions and discussion points

The moment Jesus died & the veil tore there were a lot of changes! Can you answer these questions to see how different it was “before” and “after” the veil was torn?

1) Who could come into a presence of God?

Before: The High Priest

After: Everyone

2) When could he come into the presence of God?

Before: Once a year on the Day of Atonement

After: All the time

3) Who is the High Priest?

Before: A man who was a sinner like you and me

After: JESUS

4) Where can we find God’s presence?

Before: In the Holy of Holies (in a cloud)

After: Everywhere

5) Who is a chosen Priest by God?

Before: The Levites

After: ME

What changes did this mean for us?


Jesus wants us to come to Him all the time. He wants us to have a relationship with Him.

5) Craft

Encourage children to take crafts home and use them to teach the lesson

Option 1: Children fill in and share all the wonderful things Jesus has done for them.

I am chosen to tell about the wonderful things He has done



But you are His chosen people, the King's priests. You are a Holy nation, people who belong to God. He chose you to tell about the wonderful things He has done. He brought you out of the darkness of sin into His wonderful light. 1 Peter 2:9

Option 2:

Children make Bible verse cards to hand out to friends and family to tell them they have been chosen by God too.



1 Peter 2:9

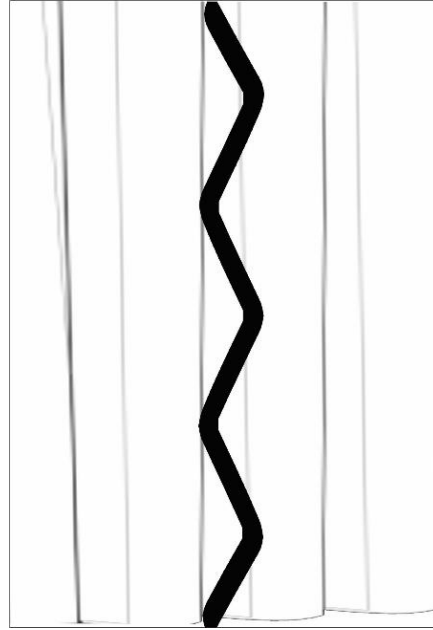

But you are His chosen people, the King's priests.

You are a Holy nation, people who belong to God.

He chose you to tell about the wonderful things He has done.

He brought you out of the darkness of sin into His wonderful light.

Option 3: Stick material to the paper curtain and make a flap over the verse.



Option 4: Make a quack quack

Have a sample made for them to follow. Make sure they know all the answers.





CHOSEN TO TELL (1 Peter 2:9)

"9 But you are His chosen people, the King's priests.

You are a holy nation, people who belong to God.

He chose you to tell about the wonderful things He has done.

He brought you out of the darkness of sin into his wonderful light." (ERV)

 Yellow	1	True or False? Jesus wants to meet with me every second of every day.	2	 Red
8	Where are some places you could tell others about Jesus?		Recite 1 Peter 2:9	3
7	True or False? Jesus is the only way to Heaven.	How often can we come into God's presence?	4	Who brought you out of sin and into His wonderful light?
 blue	9	Who is chosen to be a priest?	5	 green

1. Print and cut round outside of cootic catcher
2. Fold in half and in half again
3. Open out, turn over so top is blank and fold each corner into the middle
4. Turn over and repeat
5. Turn over so you can see the pictures
6. Slide your thumb and your finger behind 2 of the pictures and press together so they bend round and touch
7. Turn over and repeat with the thumb and finger of the other hand for the other two pictures
8. All the pictures should now be at the front with centres touching and you are ready to use your cootic catcher!

Lesson Five: Be the church

Main focus for the lesson:

- We want children to know that no matter how old or young we are, we all have an important part to play in the church
- We want children to understand that we exist as the church because we love Jesus. (He is our focus)
- Jesus has called us to love and serve others.



1) Memory Verse

- 1 Corinthians 12:12 (NLT)

The human body has many parts, but the many parts make up one whole body. So it is with the body of Christ.

Idea to teach the memory verse

Print and divide the body part pictures below into different bowls. Have real potatoes or brown paper Mr Potato head cut outs. If using real potatoes then stick the pieces onto an open paper clip so that the children can stick it into the potato. Divide the children into teams. These teams race against each other. One child grabs a body part out of the bowl and then runs to stick it onto the Mr Potato Head. They have to first say the verse and then stick the body part in the right position.



2) Hands on

2.1)

On a table have the following items ready: bread, butter, jam, Bovril, fish paste, a tin of dog food, a few knives and plates.

Print the church emoji and pin it onto each teacher that you call up to come and help you. Make a point each time when the person comes up that they are representing the church.



Teacher:	<p>Good morning children.</p> <p>Today we are learning about the church. Jesus is the head of the church and He has given us all amazing jobs to do as the church. Today the church is going to make sandwiches for the poor. I have 5 friends who are going to help us as a church make sandwiches. Now I need you to watch very carefully so that you can tell me which church makes the best sandwich.</p>
Mary: she has her hands tied behind her back.	<p>I love making sandwiches for the poor. This is one of my favourite things to do. Look how easy it is to make these sandwiches.</p> <p><i>She tries to pick up the knife with her mouth and make the sandwich but obviously can't.</i></p>
Teacher	Mary are you having some trouble there? Do you need any help?
Mary	I think I have realised that my arms are really important in making a sandwich. I can see and know exactly how to make this sandwich but boy I wish I had arms
Teacher	<p>Wow boys and girls can you see how important it is that a body has ALL its part to do a job properly. Look how important arms are in getting a job done.</p> <p>Let's see if Sam can do a better job.</p>
Sam: has his a blindfold on	<p>Mary of course you need arms to make a jam sandwich but watch I can make one just fine without my eyesight.</p> <p><i>Instead of going for the jam he picks up the dog food and attempts to use that for his jam sandwich.</i></p> <p>Look how easy this is children. This is going to be the most delicious sandwich.</p>
Teacher	<p>Um Sam do you know that it's not jam on that sandwich you are putting dog food on it.</p> <p><i>Remove his blindfold and show him.</i></p> <p>See children our vision is so important. We can't really do things without our vision.</p> <p>Look how important it is that a body has ALL its parts to do a job properly.</p> <p>Sophie, Sophie can you please make a Bovril sandwich?</p>
Sophie:	<p>(Sophie can't hear as she has earphone/ ear muffs on)</p> <p>Sophie looks very confused and tries to sign something back, then does two thumbs up. She smiles and picks up the peanut butter.</p>
Teacher	<p>Oh no Sophie. She can't hear what kind of sandwich she needs to make because she can't hear.</p> <p>Oh guys do you see how important ALL the parts of our body are? We need every part of our body in order to do things correctly. Every part has a role to play</p> <p>Lastly kids here is Siphio. His arms are ready to work, so are his eyes</p>

	and even his ears. Do you think he will be able to make a sandwich easily and follow the instruction? Let's see. Sipho can you please make us a jam sandwich.
Sipho:	<i>(Sipho is able to make the sandwich without any problems)</i> Of course I can. He makes it and packs it with a nice verse on it ready for the poor.
Teacher	So can you see that in order for a body to work properly it needs to have all its parts. We together are the church and we need each one of you to play your part. If we don't play our part then the whole church suffers.

3) Bible Story + Lesson

Print the following pictures and laminate them. (see media pack)
Then cut them out into pieces and mix the 3 puzzles together.

Tell the children you have a picture of the church for the children to build. Get them to work together and build the puzzles. Ask them questions about what they are seeing as they build the puzzles.




What pictures do we have here? *A person or a body, a bride and an army person.*

So where is the picture of the church I was telling you about?
The Bible actually uses these three pictures to describe the church.

Now before we look at the pictures it is important to remember that the church wouldn't be a church if it wasn't for Jesus. We exist because of Jesus.



A church is also not a building, it is the people. It is us who make up the church.



We are all the church. People that love and follow Jesus are the church.

1. The body



1 Cor 12:12 -31 *(Read this whole passage to the children, let older children follow along in their Bibles.)*

Our bodies are absolutely amazing and each part has a function. There is no part of your body that doesn't work or that isn't needed by the rest of your

body.

So what does that have to do with the church?

God uses this example to help us understand that everyone, including you, have a role to play in this church. And just like the body all the parts need to work together to function. For example you couldn't see if you only had an eyeball. You need the nerve and the brain to be able to work together. God wants us to work together to function properly.

Trust God to show you what your role in the church is. It can be helping the younger children understand the lesson, making the new children feel welcome or praying for people who are sick. If everyone does the thing God wants them to do then we will be able to help more people know about Jesus and follow Him better. More glory will be given to God.

As one of the BODY you need to PLAY YOUR PART *(hold up the picture and get them to repeat "PLAY YOUR PART")*

2. The bride



Rev 19:7-9 "let us rejoice and exult and give him the glory, for the marriage of the lamb has come, and his Bride has made herself ready".

Rev 21:2 "...prepared as a bride adorned for her husband".

God uses the idea of a bride to describe the church. We are the bride and Jesus is the groom. He wants us to have a relationship with Him. Jesus is going to come back for us one day. He wants us, His church, not to be a skinny bride but a big one. He wants us to tell more people about Him so that His church grows.

Remember that the bride doesn't just walk down the aisle on her wedding day. She has to get ready. She needs a dress, she does her hair and her make up... we also need to be getting ready as the church for when the bridegroom arrives. We can work together and help each other and learn from one another to get ready for Jesus' return. We need to know what the Bible is telling us and make sure that we are doing everything God is asking us to do.

As the BRIDE you need to get ready for Jesus' return. *(hold up the picture and get them to say "GET READY")*

3. The army



2 Tim 2:3-4 ³ Join with me in suffering, like a **good soldier of Christ Jesus**.

⁴ No one serving as a soldier gets entangled in civilian affairs, but rather tries to **please his commanding officer**.

Tell me what you know about an army?

Yes it is a group of people, who have given up all they have to fight for something. They spend hours and hours training, and they are always ready at any time to attack the enemy

if they need to. It can be tough but what they are fighting for is worth it. God also uses an army to describe the church. An army fights for what is right. We as the church need to fight on behalf of others and share the love of Jesus with others. If there was peace in the land then there wouldn't have to be an army, but Jesus wants us to be his army because He wants us to tell others about Him.

Just like an army we need to make sure we are always getting ready especially to tell others about Jesus. We need to stand up for Jesus and make sure that the things we are teaching are God's messages and not our own. Just like a soldier is much stronger when he is part of an army so are we when we come together as a church. We need each other to function as God has called us to function. It's easier when we do it together.

As the ARMY you need to stand up for Jesus and tell others to follow Him. (Get them to salute and say "STAND UP FOR JESUS" as you hold up the picture)

Some of the things God wants us to do as a church are ...

1. To worship Him
2. To spend time with Him and study His word together
3. To grow to become more like Him
4. To spend time with one another.
5. To spend time helping others
6. To tell others

To live like Jesus we need to build up His church and we do this through love. Out of our love for God, love for Jesus and love for others. We put ourselves aside and we put God's will and plan for our lives first.

(Hold up each respective picture) As His church we must each PLAY OUR PART; GET READY and STAND UP FOR JESUS.

4) Questions and discussion points


- a)** 1 Cor 12:18 says that God has put each part just where He wants it. What part do you think you can play in the church?
- b)** The church like a bride needs to get ready. How do you think you can make yourself ready for when Jesus comes back? *(read the Bible, build your relationship with Jesus, obey Jesus, walk in the plans He has for you.)*
- c)** How do you think you can fight for others in the church? *(stand up for Jesus, pray for them, share God's message with them, teach them from the Word)*
- d)** Discuss this scripture together.

Colossians 3:12-13 Put on then, as God's chosen ones, holy and beloved, compassionate hearts, kindness, humility, meekness, and patience, bearing with one another and if one has a complaint against another, forgiving each other.

5) Craft

Option 1: Potato heads


Let the children make their own potato heads to take home. **Make sure that somewhere it says: YOU ARE PART OF THE BODY AND YOU HAVE A PART TO PLAY.**



Option 2:

Make a placemat – write on it **GOD HAS A PLACE FOR ME**

Laminate it so that children can use it as a place mat at their setting.



Option 3: Children decorate a poster to remind them to pray for others.

EMOJI PRAYER REMINDERS



PRAY FOR SOMEONE YOU KNOW WHO IS SAD AND ASK GOD TO COMFORT THEM.



THANK GOD FOR YOUR FAMILY AND THE PEOPLE WHO LOVE YOU.



PRAY FOR SOMEONE WHO IS HURT AND ASK GOD TO HELP THEM GET BETTER.



THANK GOD FOR GIVING YOU FRIENDS AND PEOPLE WHO MAKE YOU LAUGH.



ASK GOD TO HELP YOU FORGIVE SOMEONE WHO MAKES YOU ANGRY.



PRAISE GOD FOR THE BEAUTIFUL WORLD HE HAS MADE ALL AROUND US.



PRAY FOR SOMEONE WHO IS SICK AND ASK GOD TO HELP THEM FEEL BETTER.



THANK GOD FOR GIVING YOU CLOTHES TO WEAR AND A PLACE TO LIVE.

Lesson Six: Love Like Jesus

Main focus for the lesson:

- To live like Jesus we must **LOVE** like Jesus
- We are commanded to LOVE.



1) Memory Verse

- John 13:34

I give to you a new command. Love one another as I have loved you.

Idea to teach the memory verse

Practice saying the verse a few times. Asking the children to change their voices, for example, an American accent, then an old person's voice, then a baby voice, then with your lips over your teeth, and any other funny voices you can think of. This is bound to get a lot of laughter! Then play the hands on game.

2) Hands on

2.1) Use a bowl of squishies / rice, the emoji cards and a timer.

Fill a bowl with squishies or rice and the emoji cards. Give each child 20 seconds on the timer to find as many LOVE emojis as possible. If they pull out one that isn't a LOVE emoji they must say the verse and put it back. See who can get the most.

Conclude: Sometimes people do things and our first reaction isn't love. We've got to set those things aside and look again. Jesus wants us to love people in all circumstances not just when it is easy or when we want to.



Give a personal account of when you had to love someone and it was really hard.

3) Bible Story + Lesson

Let's read these emoji stories to learn how to love others like Jesus did.

1. He forgives



Forgiving someone is very difficult sometimes but imagine how much Jesus has to forgive us! We forgive because we love Jesus and He loves and forgives us. Here is a passage from Matthew chapter 18 where Jesus is talking to Peter about forgiveness.

Then Peter 🙄 came to Jesus 🙏 and asked ? "Lord, how often should I forgive 👍 my brother for sinning ❤️ against me? Seven times?"
Jesus 🙏 answered "I tell you, not seven 7 times but seventy seven 77 times!"

2. He sacrificed



When we give up something that is very special to us it is called making a sacrifice. God made the biggest sacrifice of all by giving up His beloved son so that we could be forgiven for our sins and spend eternity in Heaven with Him. John 3:16 tells us about this act of love!

For God ☁️ so loved ❤️ the world 🌍 that he gave 👤 His only son that 👤 whoever believes 🙏 in Him should not die 💀 but have everlasting life 🌟.

3. He prayed



In the Bible we read how Jesus prayed about everything! He prayed to his Father in Heaven because He loved God and wanted to make sure He was always obeying His commands. We should also pray about everything in our lives because we love God and want to make sure we are obeying Him too.

Jesus taught His disciples a very important prayer that we should still be praying today. It goes like this:

Our Father 👤 who is in Heaven 🌈, hallowed 👤 be your name. Your kingdom 🏰 come, your will 👍 be done on 🌍 as it is in 🌈 Heaven.

Give us this day 📅 our daily bread 🍞 and forgive 👍 us our sins ❤️ as we forgive 👍 those who sin ❤️ against us.

And lead 👉 us not into temptation 🙅 but deliver us from evil 👤.

For yours is the kingdom 👑, the power 💪 and the glory 👤 for ever and ever 🔄 AMEN 🙏!







4. He told others







Telling others wasn't always easy for Jesus. In fact there were many times He would have to leave a place because people threatened to kill Him for what He was saying (*He fled as His time for Him to die had not yet come*). But no matter how hard it was to tell others, Jesus kept on speaking. Why? Because He loves us.

Jesus loves us all so much that He wants us all to spend eternity in Heaven with God when we die. That is why He spent his whole life here on Earth telling his disciples and others about God. When we share the message of God's love with others we are giving them the chance to spend eternity in Heaven too.

In Luke chapter 14 Jesus tells a group of people the story of a man who planned a big dinner party. When everything was ready, he sent his servant out to tell the people who had been invited to come. But one by one they all made excuses! How rude! Imagine not going to a party that has been prepared for you! So the man got very upset and said this to the servant:

“Go  out quickly  into the streets of the town  and bring in those who are poor . Also bring those who are blind  and those who are disabled .

” After this had been done there was still room for more people so the man ordered his servant out  again. “Go and find more people  to come in and enjoy this supper ! I want my house  to be full!”






What Jesus was trying to teach us from this story is that if no one goes out to tell others about the great reward waiting for us in Heaven, then those people that God wants to be with in Heaven, won't receive this gift from God! So if we love people, we must go and tell them about God!







5. He was humble

















Jesus never wants His people to be arrogant (think they are better than others) or look down on others. We must always give God the glory and we are to stay humble.

Jesus tells another story to explain why it is important to stay humble. This story can be found in Luke chapter 18.

Two men  went to the temple  to pray . One was a Pharisee  (a very religious leader) and the other was a tax collector  (not very well liked).

The Pharisee  got up and prayed out loud  about himself. "God, thank you that I am not like other people. That I am not a sinner  who does evil things . Thank you that I follow all your rules . And thank you that I am not a tax collector !"

The tax collector  could not even lift up his eyes  and prayed very quietly . "God, have mercy  on me. I am but a sinner .

After this story Jesus explained that it would be the humble tax collector   who would be accepted by God  and not the religious Pharisee  . Those who lift themselves up  will be brought down  and those who are humble  will be lifted up .

Can you remember all the ways Jesus showed love? (*forgives, sacrificed, prayed, told, humbled*) So how should we show love?



Learning how to love isn't enough. We actually have to do these things. So I want everyone to close their eyes and try and not get distracted by the people around you.

Can you think of someone that needs forgiving?

Is there something Jesus wants you to give up to show Him love or others around you?

Think of someone you can be praying for this week.

Think of that person who doesn't know Jesus. What can you tell them this week?

Remember to be humble. It's not about how great we are – but how great God is!

Every day Jesus showed love, to His Father and to those around Him. Can the same be said of us? Thankfully Jesus forgives us when we get it wrong but we need to try and live every day loving God first and others next. Why? Because He said so!

4) Questions and discussion points

- How has Jesus shown you love? (*His death to save us...provision, protection etc*)
- Do you think you always deserve the love of Jesus? (*No but His love is unconditional and by grace we are always loved*)
- How have others shown you love?
- How can you show others the love of Jesus? (1 Cor 13:4-8) (Col 3:12-13)
- Who do you need to forgive, pray for, tell or serve? (*encourage them to do so soon*)


5) Craft

Option 1: 1 Corinthians 13:4-8 Replace the word love with your own name.

♥ _____ is patient, ♥ _____ is kind.
 ♥ _____ does not envy, ♥ _____ does not
 boast, ♥ _____ is not proud. ⁵ ♥ _____
 does not dishonor others, ♥ _____ is not
 self-seeking, ♥ _____ is not easily angered,
 ♥ _____ keeps no record of wrongs.
⁶ ♥ _____ does not delight in evil but
 rejoices with the truth. ⁷ ♥ _____ always
 protects, always trusts, always hopes, always
 perseveres.

Option 2: Heart emoji and string craft.

Use some coloured string to join the "Love like Jesus" to the five emojis and their matching words.



Option 3: Insert the correct emoji

For God so loved the
 world that he gave His
 only son that whoever
 believes in Him should not
 die but have everlasting life
 .



Lesson Seven: Be filled with the Holy Spirit

Main focus for the lesson:

- We want children to know who the Holy Spirit is
- We want them to be baptised in the Holy Spirit and empowered by Him.







1) Memory Verse

- John 14:16

And I will ask the Father and He will give another Helper (the Holy Spirit), to be with you forever

Idea to teach the memory verse

			
And I will ask	The Father and he will give	Another Helper (the Holy Spirit)	To be with you forever.

Print these cards out and have them stuck on the wall.

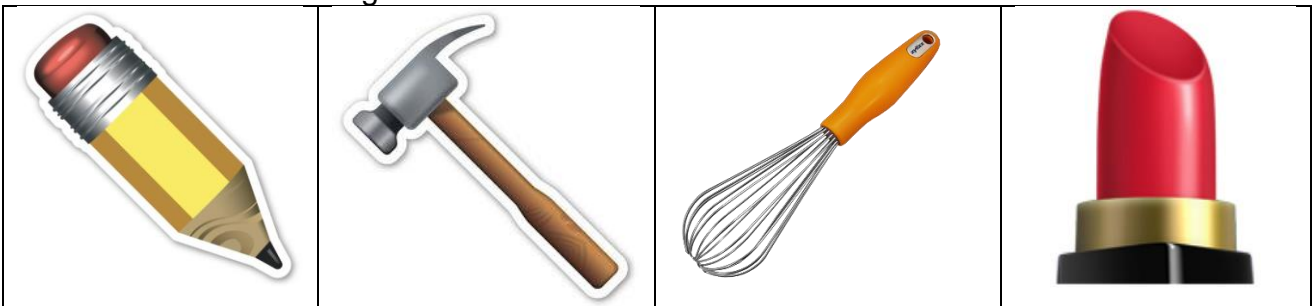
After the children have said the memory verse a few times turn one picture around.

Get them to say it again with the missing picture. Continue doing that until they can say it with no pictures showing.

2) Hands on

2.1) The right tool for the job

You will need the following items:



Have one of the teachers dress up like a school child with their homework books and a bag with the following tools.

Hello children.

I really, really need your help today.

I need to do my homework. My teacher gave me three science questions to answer, two pages of English homework and a whole lot of Zulu.

But I just can't find my pencil bag anywhere!!!

So I went into the kitchen and pulled this out from the draw. **(Hold up the whisk.)**

Can I use this to do my homework? **(Let children reply)**

But I see my mom using it all the time when she is busy cooking. Are you sure I can't use this to do my homework? *(demonstrate)*

Wow thank you, you have been **great help**. This isn't the tool for the job.

I know, I know. Dad always has one of these in his tool box. **(Hold up the hammer.)** I'm pretty sure if my dad uses it all the time that I will be able to do my homework with it. *(hold it up ready to hit your homework)* What do you think? **(Let the children reply)**
Are you sure I can't do my homework with this?

Thanks for **helping me**. Imagine if I had gone to school with holes in all my pages. My teacher might not have been so happy.

Okay, okay so you say not a whisk and not a hammer. I've got it! Whenever mom is in an emergency she reaches into her bag and pulls this out. **(Hold up the lipstick)** This will definitely help me do my homework. *(pretend you're about to use it)* **(Let children reply)**

So are you sure I can't use lipstick either? So what can I use then?

A pencil? Of course... A pencil! Thanks guys. Now I can do my homework.

You know you guys have really been **such a help** to me as I struggled to find out what to use to do my homework.

This reminds me about the **HELPER** that the Bible tells us about. When Jesus rose to Heaven He said that He would **send us a helper**. Do you know who that helper is? That helper is the **Holy Spirit**. We have been given the Holy Spirit to fill us, lead us and give us everything we need to tell others about God. If I didn't have you helping me can you imagine what my homework would have looked like? And it's the same with the Holy Spirit. We need His help to do the work God has asked us to do ... to tell others about Him.

3) Bible Story + Lesson



Get 3 yellow balloons. Before you inflate the balloons write on one HE FILLS US, HE LEADS US, HE GIVES US

In the first term we learnt about the Holy Spirit. Can anyone remember anything about the Holy Spirit?

(Immediately address any misconceptions)

After Jesus came alive again it was time for Him to go back to Heaven. The disciples were sad and wanted Him to stay but Jesus told them it was good for Him to go so that another helper could be sent ... He was the Holy Spirit. Remember the verse we learnt today...John 14:16

And I will ask the Father and He will give another Helper (the Holy Spirit), to be with your forever

Today I'm going to use some balloons to try and help you understand how the Holy Spirit is our helper.

HE FILLS US:

Hold up the deflated balloon "HE FILLS US" and ask ...Is this how the balloon is meant to stay? A balloon is only useful when it is filled. It is the same with us. We can only be useful to Jesus when we are filled... not with air but with ... the Holy Spirit.

The exciting news is that the Holy Spirit is always with us and He fills us with everything we need. (*blow up the balloon and show the words "He fills us"*)

Acts 1:8 tells us why we need to be filled with the Holy Spirit. Listen carefully and see if you can work out why. ***"but you will receive power when the Holy spirit comes on you and you will be my witnesses.... to the ends of the Earth."***

What are we going to receive? *power*

Is it power to lift up cars? Is it power to beat up bad guys? NO

Why do we get filled with power?

The Holy spirit gives us boldness and power to go and tell other people about Jesus... even to the ends of the Earth.

Matthew 28:18-20 and Jesus came to them and said, *"all authority in Heaven and on Earth has been given to you, therefore go and make disciples of all nations, baptising them in the name of the Father, the son and the Holy Spirit. and teaching them to obey everything I have commanded you. **And surely I am with you always, to the very end of the age."***

The job that Jesus has asked us to do is to help others know, love and follow Him. The Holy spirit is the one who helps us to do this. As a man, Jesus could only be in one place at a time, but now with the Holy Spirit He is with us always.

As people that love Jesus, we can trust that the Holy Spirit will give us all the help we need to do what God has asked.

Sometimes God asks us to do easy things for Him where we need just a little bit of help (*show inflated balloon*)

Other times God asks tasks where we need lots of help and the Holy Spirit fills us (*inflate a little more ... and more*).

HE LEADS US: (blow up the next balloon that says "He leads us").

In Luke 4 the Spirit leads Jesus into the desert where Jesus is tempted by the devil... but as we know although the devil tried again and again Jesus won every time.

It is so encouraging to know that the Holy Spirit is with us and even leading us through those tough times. And if we follow where He leads us we will win every time too.

Luke 4:18 "Jesus says **the Spirit of the Lord is on me** because He has anointed me to proclaim good news to the poor, **He has sent me to set the captives free** and proclaim recovery of sight to the blind.

Jesus fills us because He wants us to **go** and see others being set free. We have been **sent**. You are sent to your homes, to your schools, to the shops, to church. And who is leading you as you go? The Holy Spirit. He can show you people who need to be "set free." You will hear Him speak to you, that voice in your spirit.

The Holy Spirit fills us and wants to lead you (*demonstrate letting go of the balloon and watching it fly somewhere*)
(*blow balloon up again but this time hold it in a way that it deflates but doesn't go anywhere*) We need to make sure we don't let ANYTHING get in the way of letting the Holy Spirit lead us.

HE GIVES US (*have the pictures cut up and placed inside a balloon labelled "HE GIVES US"- see media pack*)

The Holy Spirit doesn't just fill us and lead us to tell others about Jesus. He gives us everything we need to do so. The Holy Spirit gives us spiritual gifts and fruit of the spirit. (*shake the balloon to show how full it is*)

Here are just **some** of the things the Bible tells us the Holy Spirit gives the church... (*pop the balloon and scatter the pictures over the children*)

Wow! Let's read what they say. (*Blow up another balloon marked "HE GIVES"*
As each child reads out (or holds up) their picture write it onto the balloon.)

FRUIT: The fruit of the Spirit means that we can have patience, kindness, love etc. We can do these actions because of the Holy Spirit living in us. When we live more like Jesus we will see more fruit in our lives. Who has a fruit of the Spirit we can add to our balloon?

GIFTS: But the Holy Spirit also gives us gifts to help us pray, understand the Bible, know things and do things we cannot do without Him. These are called gifts of the Spirit. Let's add some of those to our balloon.
Next week we are going to learn about some of these gifts and what they mean.

What a generous God we have that He would give us so much help to tell others about Him. Pray and ask God to show you the gifts He has given you, not so you can do these things, but so more people can know and believe how amazing God is.

Examples from the book of Acts:

Jesus' followers are filled with the Spirit and have power to see 3000 people saved

Few days later he fills them again to have courage to keep speaking about Jesus

Stephen is filled with Spirit and challenges the rulers

Philip is told by the Spirit to speak to the Eunuch

Peter and John are told by the Spirit to pray for a crippled man and he is healed

4) Questions and discussion points

- a) Today you were all helpers – you all helped find the right tool to do the homework (the pencil). We then learnt that God has given us a helper. Who is that helper? *The Holy Spirit*
- b) What is the Holy Spirit going to help us with? *To glorify God. To tell others about Jesus. To help people know, love and follow Jesus.*
- c) Why do you we need the Holy Spirit's help? *Nobody else can help us like the Holy Spirit. He fills us, He leads us, He gives us gifts that no one else can.*

5) Craft



Option 1:



Let the children draw an emoji face on a balloon and then help them to fill the balloons with air. Encourage them to chat to their parents about being filled with the Holy Spirit.

Option 2:

Can you write out the verse we learnt today? John 14:16



Fill the boxes with ways the Holy Spirit has helped you



Lesson Eight: Be used by the Holy Spirit

Main focus for the lesson:

- Spiritual gifts are given to us by the Holy Spirit and not earned.
- Spiritual gifts are given to us so that
 - we can give glory to God
 - to support the church
 - others can come to believe in Him.
- Some gifts are to build us up and others are to build the church up.
- There are many gifts that the Holy Spirit gives us, some for a moment, some for a long time. Only some will be covered in this lesson.



1) Memory Verse

- 1 Peter 4:10-11

***Vs 10 “Each of you should use whatever gift you have received to serve others”
Vs 11b “So that in all things God may be praised through Jesus Christ”***

Read the verse to the children:

¹⁰ Each of you should use whatever gift you have received to serve others, as faithful stewards of God’s grace in its various forms. ¹¹ If anyone speaks, they should do so as one who speaks the very words of God. If anyone serves, they should do so with the strength God provides, so that in all things God may be praised through Jesus Christ. To Him be the glory and the power for ever and ever.

Idea to teach the memory verse



Have three gifts bags/boxes. First prestick the words of the verse on the outside and get them to read it with you.

Peel off the words and hide them in the box one at a time and see if they can say it correctly. Jumble up the boxes and get the kids to put the memory verse in the correct order.

Why should we use our gifts to serve others?

Vs 11b “So that in all things God may be praised through Jesus Christ”

2) Hands on

2.1) *It might be better to do this in their classroom as it is important to personalise these for the children.*



Before the lesson begins label a box of smarties with each child's name from your class. Place these in a big box and tie a ribbon around to look like a lovely big gift and label it with one of the children's names on it. Call the child up and give them the gift. Get the child to open the box and reveal the boxes of smarties with all their names on. (*only hand out the smarties at the end of the lesson or the children will become too distracted – calling out each name one at a time*)

Explain that the Holy Spirit gives us all a gift. Sometimes this gift is to make us feel closer to God. But most times this gift is not only for us. We are filled with the Holy Spirit so that we can be used by Him to help others come to believe in Jesus.

Just like there are a lot of Smarties in a box there are also a lot of different types of gifts that the Spirit gives us.

Who wants to have their box of Smarties?

Just like you *desire* these Smarties you need to desire having Spiritual gifts.

Why? Because these gifts can bring glory to God. And these gifts are how God can use you to help make the whole Church know, love and serve God better.

3) Bible Story + Lesson

Read 1 Corinthians 12:4-11 (NLT)

⁴ There are **different kinds of spiritual gifts**, but the same Spirit is the source of them all. ⁵ There are different kinds of service, but we serve the same Lord.

⁶ God works in different ways, but it is the same God who does the work in all of us.

⁷ **A spiritual gift is given to each of us so we can help each other.** ⁸ To one person the Spirit gives the ability to give wise advice; to another the same Spirit gives a message of special knowledge. ⁹ The same Spirit gives great faith to another, and to someone else the one Spirit gives the gift of healing. ¹⁰ He gives one person the power to perform miracles, and another the ability to prophesy. He gives someone else the ability to discern whether a message is from the Spirit of God or from another spirit. Still another person is given the ability to speak in unknown languages, while another is given the ability to interpret what is being said. ¹¹ **It is the one and only Spirit who distributes all these gifts. He alone decides which gift each person should have.**

A spiritual gift is something that the Holy Spirit gives us that helps us do something that we wouldn't otherwise be able to do.

It is a gift given to us for 2 main reasons.

1) To bring glory to God (*1 Peter 4:11*)

Make sure that everyone knows that He is the most important above everything else

2) To help others (*1 Cor 12:7*)

To help Christians know, love and follow God better

To help people who don't believe in Jesus to love and follow Him.


The Bible tells us that there are **a lot** of different kinds of Spiritual gifts. Some of these gifts are gentle and you may not initially recognize the Holy Spirit working e.g. when He helps us to teach others, serve well or forgive.


Other gifts you will definitely notice as He helps you bring healing to people or tell them things that there was no way you could have known about them.

It doesn't matter what gift the Holy Spirit gives you, you need to remember why it is given! To bring Glory to God and help others. And you must want these gifts because you want to bring Glory to God and because of your love for others.

1 Corinthians 12:8-10 lists some of the gifts the Spirit can give us. Older children can try and name them.

(For a bit of fun dip into the Smartie box and pull out a different colour for each Spiritual gift)

Spiritual Gift	Bible example/Verse	Explanation
 <p data-bbox="196 1664 421 1693">Word of knowledge</p>	<p data-bbox="472 1279 651 1308">John 4:39</p> <p data-bbox="472 1317 1066 1469">³⁹ Many of the Samaritans from that town believed in Him because of the woman's testimony, "He told me everything I ever did."</p> <p data-bbox="472 1514 1091 1814">Jesus told the woman at the well things others didn't know about her. This made her move from thinking He was a Jew, to a prophet, to the Messiah. Eventually others even came to believe in Him because of this word of knowledge.</p>	<p data-bbox="1118 1279 1406 1469">The Holy Spirit reveals things to you that you wouldn't have known otherwise.</p>



Word of wisdom

Acts 16: 6-10 (pink)

In these verses Paul tries to go to many places to preach the Word but it says the Spirit would not let them. Then in verse 9 The Holy Spirit tells Paul where he must go next – Macedonia. Because they follow the Holy Spirit’s wise decision a lady named Lydia gets baptised and a prison guard’s whole family believes in Jesus.

The Holy spirit leads you in making wise decisions. They might seem a bit strange but they are part of God’s plan.



Discernment of Spirits

Matthew 22:15-22 (green)

The Pharisees tried to trick Jesus by asking His opinion about paying taxes.

“But Jesus knowing their evil intent” could not be tricked.

He asked them to show Him whose face was on the coin and then told them to give back to Caesar what belonged to Caesar.

The Bible tells us that the Pharisees were amazed.

The Holy Spirit helps you recognise if it is from God or not.



Faith





Daniel 3 (orange)

Shadrach, Meshach and Abednego would not worship the King’s idol even if it meant they would be thrown into a furnace (fire). They had such faith and told the king that God could and would save them and even if He didn’t they still wouldn’t do it.

When God did save them the King was so amazed at their faith ... vs 29 tells us that he even made a law saying that no one was allowed to say anything bad about God as no other God could save this way.

The Holy Spirit gives you faith. This is not faith we must all have for salvation. This is mountain moving faith given to us by the Spirit.

Sometimes our circumstances seem ridiculous or too hard but the Holy spirit can fill us with faith until we see that promise happen.

 <p>Healing</p>	<p>Acts 3:9-10 (yellow) "all the people saw him walking and praising God...and they were filled with wonder and amazement at what happened with Him"</p> <p>The Holy Spirit used Peter and John and the gift of healing led the man to praise God's name and others to be filled with wonder and amazement.</p>	<p>The Holy Spirit can give you the gift of healing. This means that He is able to use you to make a sick person better without using any medicine.</p>
 <p>Miracles</p>	<p>John 2:1-11 (red) This is the miracle when Jesus turned water into wine. And verse 11 tells us "Jesus manifested His glory; and His disciples believed in Him."</p>	<p>The Holy Spirit can use you to do miracles – these are things that cannot take place normally without the intervention of God.</p>
 <p>Prophecy</p>	<p>Joel 2:28 (green) Joel prophesied that God will pour out His spirit on all of His people and give them gifts.</p> <p>Ephesians 4:8 we see this take place as it tells us Jesus gave gifts to His people as He ascended.</p> <p>1 Corinthians 14:3-4 says that prophecy builds someone up, it encourages them and comforts them. And that it edifies the church.</p>	<p>The Holy Spirit gives us a message from God such as something that is about to come.</p> <p>Just like Joel was not alive to see the prophesy come true we may not ever know how He has used our gifts, but we trust and obey Him anyway.</p>
 <p>Tongues</p>	<p>Acts 2:4 (purple) All of them were filled with the Holy Spirit and began to speak in other tongues as the Spirit enabled them.</p> <p>Vs 11 People around were amazed that they were declaring the wonders of God in their own language.</p> <p>1 Corinthians 12- 14 talks about tongues being a gift from the Holy Spirit that can either</p> <ul style="list-style-type: none"> ■ Build a person up ■ Build the church up if it comes with an interpretation of what has been said. 	<p>Tongues can be explained as the ability to speak an unlearned language.</p> <p>1 Cor 14 explains that tongues can also be a language that can only be understood by God and encourages us to pray for interpretations so that more can grow closer or believe in Jesus.</p>



Interpretation of tongues

1 Corinthians 12:10 (blue)

This verse tells us that the Holy Spirit gives the gift of interpretation to some people.

1 Corinthians 14 tells us the purpose of the interpretation is to build the church up, without it the tongue is just sounds no one but God understands.

Interpretation means they are able to say the message in our language.

This gift reminds us how important every part of the body is ... the tongue and its interpretation is needed to build the church up.

4) Questions and discussion points

- a) What is a spiritual gift?
- b) Who gives us spiritual gifts?
- c) Why are we given spiritual gifts?
- d) Can you think of a time when the Holy Spirit helped you to give Glory to God?
- e) Can you think of a time when the Holy Spirit helped you to give help to others to know or love Jesus?

Share with the children the testimonies from your own life where you know the Holy Spirit used you.

5) Craft

Option 1: Colour page



Option 2 Colour, cut and string the gifts together and then put them into a gift bag so that it is easy to pull out.



Lesson Nine: Follow Jesus' example

Main focus for the lesson:

- To live like Jesus we must follow His example



1) Memory Verse

- 1 John 2:6

Those who claim to belong to Him must live just as Jesus did.

Idea to teach the memory verse



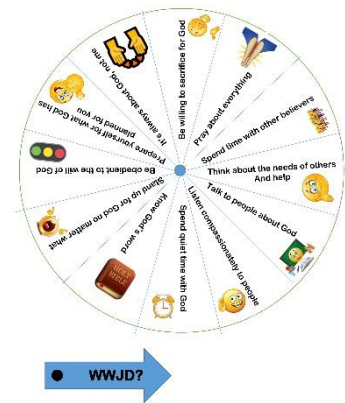
Use an emoji ball or blow up a few yellow balloons and draw emoji faces on them. Get the kids to stand in a circle. Throw the balloons to someone in the circle. As they catch it they must say the verse. **“Those who claim to belong to him must live as Jesus did.” 1 John 2:6**

Then they must throw the balloon to someone else who must also say the verse when they catch it.

2) Hands on

2.1) Use the WWJD? spinners to play a game with the kids.

Each child gets to spin the wheel (*make a larger version*) and whichever number it lands on, the child has to come up with a way they can actively do that characteristic of Jesus. example: If it lands on 4: Think about others' needs and serve – see a person who is hungry and give them some of your own lunch. You might want them to complete another game before they can spin the wheel or find something in the garden and bring it to you before they spin. Racing to be able to spin the wheel will create excitement.



3) Bible Story + Lesson

Jesus' life while on Earth was closely followed and different people wrote about how He filled His days. You can read about Jesus' life in the Gospels: Matthew, Mark, Luke & John.

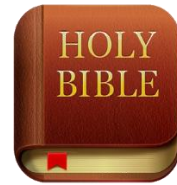
These four men kept a detailed record of things that Jesus did. If we want to know how to live and what to do in different situations, we need only look to Jesus as a perfect example. Many people use “WWJD? What Would Jesus Do?” when they are facing a difficult situation or difficult choice to make.

Remembering every day how Jesus lived and asking ourselves what Jesus would do if He was in our shoes can help us to be guided by The Holy Spirit.

If we look at Jesus' life and character we can see that there a few highlights that really stand

out for us that we can easily copy.

1. **Jesus knew the word of God.** Every temptation He faced and every time He was asked a spiritual question, He answered using scripture. That is why we teach you to memorise Bible verses! You never know when you are going to need them!



2. **Jesus prayed about everything.** Jesus spoke to His heavenly Father all the time about every situation He was facing. We should follow His example and pray about everything, even if it's just a little prayer of thanks for something.



3. **Jesus spent time with people who also loved God.** Yes, Jesus did spend time counselling sinners but when he was relaxing and travelling, He spent time with other people who loved God. They strengthened each other so that they could all face the challenges that they had!



4. **Jesus helped others.** He served as many people as He could. We need to think of ourselves as servants to the people around us. Do we notice the needs of others and do we find ways to help?



5. **Jesus taught about God.** Jesus' main goal here on earth was to save the lost. He spoke to as many people as He could about our Lord and we should do the same!



6. **Jesus listened** compassionately when people spoke to Him. When we ask someone a question about their lives and their feelings, do we really listen to their answers? Do we know how to ask meaningful questions that help point people to Jesus?



7. **Jesus spent quiet time with God.** Do we separate ourselves from the busyness of life to just be with God and listen to His voice? Do we take time out to pray and reflect without any interruptions? Jesus showed us how important it is to have quiet time with just you and God. He would spend hours and hours with just Him and God.



8. **Jesus stood up for God no matter what.** Do we sometimes hear someone saying something negative about our faith but we are too scared to speak up? Are we more afraid of other people's opinions of us than of God's? We need to look at Jesus' example. He spoke out and even got angry when He heard people opposing God.



9. **Jesus was obedient to God's will for His life.** Are we willing to go where God leads us? Do we hear God's voice and do we listen to it? Are we really servants of the Lord? It's always about God. Jesus never made the mistake of making anything about Himself. He could so easily have reaped all the praise for himself but His goal was always to fulfil God's will which was to save sinners and advance the church. Do we sometimes make it all about ourselves and our accomplishments or do we give God all the glory?



10. **Jesus sacrificed everything.** Jesus was willing to (and did) sacrifice everything worldly for God. Sometimes we let worldly things replace God in our hearts and our minds. Do we say "God, you can have this but not that."? All we need to do when we are facing a sacrifice that needs to be made is to remember the huge sacrifice that Jesus made – HIS LIFE! And there is no greater sacrifice than this!



By constantly remembering how Jesus lived, it will become second nature to us to follow these examples wherever and whenever we can. And so very slowly we will become more Christ-like in our everyday lives.

4) Questions and discussion points

- When I have a choice to make who must I look to for the answer?
- Jesus was perfect. He never made a mistake. What happens if we make a mistake? (*Jesus is gracious and forgives us. He knows we fail. The aim is to follow his footprints and when we go off track get right back on them again*)
- How can you become more like Jesus? (*any of the ten points above*)
- Which of these do you find the hardest/ easiest. Why?

5) Craft

Option 1: WWJD craft, bracelets or silicone wrist bands or keychains

Buy blank rubber wrist bands and write on them with a sharpie WWJD or make your own beaded bracelets or keychains.



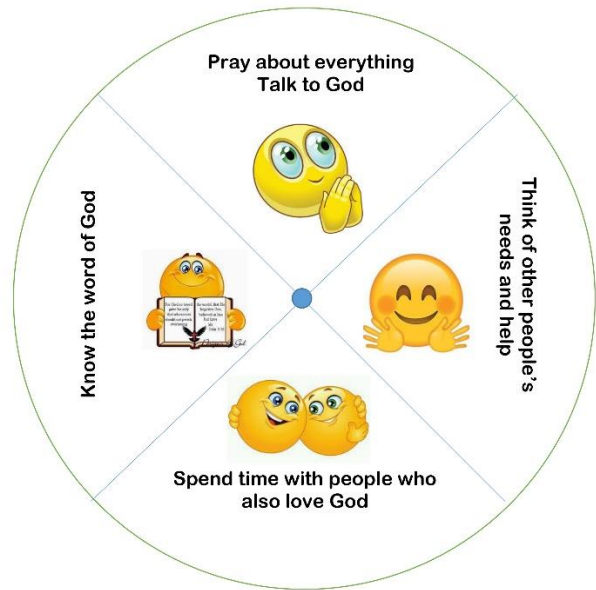
Option 2:

Paint segments of egg boxes and glue them in the shape of crosses. Use letter stickers WWJD and decorate the rest of the cross with stars, hearts etc. Add a string to hang up or magnet to the back.



Option 3: WWJD? spinners

See templates for younger and older children.



Lesson Ten: Tell others

Main focus for the lesson:

- Jesus wants you to make Him known
- The more you know Him the more you can teach others
- Making Him known requires you to do something

1) Memory Verse

- Matthew 28:19-20

“Go and make disciples of all nations... teaching them to obey all I have commanded you”

Idea to teach the memory verse

First read the entire verse to them.

Set up a little obstacle race track with parts of the verse written at each obstacle.

Leader shouts “Go” and the child/children reply ***“and make disciples of all nations”*** as they zig zag through different country flags.

As they say the next part of the verse... “teaching them” “to obey” “all I have commanded you” ...they can crawl under a table, climb over chairs or hop through hula hoops.

2) Hands on

Perform the following game/s:

2.1) Teach them what you know

- Make an A4 card that can hang around each volunteer’s neck
- 2 volunteers sit on the left apart from the other 2 volunteers on the right
- The two on the right have nothing written on their cards
- For the two volunteers on the left write “Jesus saved me”

Say:

I want you to pretend that these two people believe in Jesus. Because they believe in Jesus they know they are saved. Can you see this card it shows what they know about Jesus. What does it say? “JESUS SAVED ME”

That’s right. And if someone had to come and ask them to tell them about Jesus what could they say? “JESUS SAVED ME” and He can save you too.

Now this friend over here (*choose one of these volunteers*) decided she wanted to know even more about Jesus. What do you think she did to get to know Jesus more? (*she spent time with Him, she prayed to Him, she read the Bible, she listened what other people told her Jesus did and she came to Children’s Church and learnt more about Jesus.*)

Yes! So what are some of the things she would have learnt at Children’s Church this term? (*write the things the children mention onto this volunteer’s card. Use the emojis to help remind them*)

(*Give each of these volunteers a marker pen and let them remain sitting*) So now that these two friends know Jesus, they are able to help others get to know Him too.

(Go to the other 2 volunteers with blank cards) These two people unfortunately don't know Jesus. Not one thing. In fact they have never heard of Him! Who do you think should tell them?

YES the people that know Jesus should tell them all about Him. Can they tell them if they just sit there and do nothing? No. Just like our verse said they have to GO and make disciples.

Invite the 2 volunteers that know Jesus to come to the ones that don't and write all the things they know about Jesus.

Conclude:

Jesus wants us to help others know Him. Before we can tell others about Jesus we have to know Him ourselves. The more we know about Him the more we can tell others about Him. Knowing these things is not enough, we have to actually do something. Sitting knowing all these things is not what Jesus wants us to do. He wants us to GO and make disciples of all nations.

He wants us tell others at school, hospitals, church, shops, to friends, to our families. He wants everyone to know Him! And He has chosen you to tell them!

3) Bible Story + Lesson

For larger groups let the children rotate from game to game. For smaller groups each game can be played one after the other.

GAME ONE: See memory verse obstacle course

GAME TWO:

Give every child a pen and a piece of paper they can tie around their neck. Let them move from friend to friend adding things they know about Jesus. Encourage them that it can be something Jesus has done for them or something they have learnt from the Bible, church, school or at home. Challenge them to take their paper home and to teach everything on it, and more if they like, to 3 different people. For younger children they can collect and stick on the emojis onto each other's cards.

GAME THREE: Live Like Jesus

Let the children ice and decorate their own emoji biscuits.
Decorate the plate with the Bible verse and this term's emojis.



GAME FOUR: Go and ... (variation of "Simon says")

If the command is something Jesus wants them to do then they do the action. If not they have to freeze. E.g. Go and PRAY; Go and READ THE BIBLE; Go and BE IN GOD'S ARMY; vs Go and TELL LIES.

Try and use as many options from the values they have learnt this term.

GAME FIVE: Memory match game

Match cards with Emojis to the main lesson learnt each week. Play it as a relay, scavenger hunt or like the traditional memory match game.