



The Letters from Paul

The letters from Paul

Contents:

		Page
<u>Leader's letter</u>		
<u>Lesson 1</u>	Hearing God	4-8
<u>Lesson 2</u>	Letters on Love	9-13
<u>Lesson 3</u>	Letters on the fruits of the spirit	14-17
<u>Lesson 4</u>	Letters on Salvation	18-21
<u>Lesson 5</u>	Letters on God's grace	22-25
<u>Lesson 6</u>	Letters on Do not be afraid	26-30
<u>Lesson 7</u>	Letters to Pray	31-34
<u>Lesson 8</u>	Letters to Encourage each other	35-39
<u>Lesson 9</u>	Letters to Put on your new self	40-41

The letters from Paul

LETTER TO THE LEADERS

This term we will be looking more closely at the letters that Paul wrote to teach, correct and encourage people and churches.

The letters are filled with many important messages from God to us.

By reading these letters we

- 1) Learn what God is saying to us
- 2) Have a message to teach others

Knowing what God is saying is important but what is even more important is **doing** what He says. Help the children put into action what they learn each week. E.g. Help them find opportunities to show genuine love to others, not just kindness so they can feel good.

Encourage them share what they have learnt with someone else, such as a family member, teacher or friend. Discussion points about the weeks lesson will be displayed at each site.

Most importantly encourage them to do what these letters say every day. It must become the way they live and not just a good idea or goal.

Each week the children will collect a "postage stamp" with the memory verse on them.

Please note:

All printing and craft requests will need to be in before the term begins.

Lesson 3 is One Sunday. All leaders on duty will be needed to run the stations at Bedfordview site.

Have a blessed term and we are trusting for many testimonies as God speaks to His kids!

Lesson One: Hearing God

Main focus for the lesson:

- God speaks to us all the time, are we listening?
- God speaks to us in many different ways such as through dreams, visions, in a loud voice, a quiet whisper, through the Holy Spirit, His word and through others.

1) Memory Verse

- Matthew 4:4

People do not live by bread alone, but by every word that comes from the mouth of God.

Idea to teach the memory verse

Leader asks: Do people live by bread alone?

Children reply: No, by every word that comes from the mouth of God.

Jesus hadn't eaten for 40 days and Satan was trying to tempt Him to turn the stones into bread. And listen to what Jesus replied to him in Matthew 4:4:

⁴ But Jesus told him, "No! The Scriptures say, 'People do not live by bread alone, but by every word that comes from the mouth of God.'" (quoted from Deuteronomy 8:3)

Jesus knew it was more important to live by what God says than to fill his hungry tummy. Does this mean we mustn't eat bread? No! Jesus is teaching us that God's word is more important than anything else.

2) Hands on

2.1) Have large envelopes containing the following messages shown below. These messages are some of the things that we can learn from studying the letters in the Bible. Have leaders draw, act out, shout, whisper, tell others or write these messages until the children work out what they are. **Conclude:** God also speaks to us in many different ways.

Envelope one: The letters teach us that ... we must LOVE GOD (shout) and LOVE ONE ANOTHER (whisper)

Idea: The leader shouts/whispers the message.

God speaks: **Sometimes we can hear God's voice talking to us.**

Envelope two: The letters teach us that ... **we must believe in Jesus.**

Idea: Make a paper booklet and write a word on each page. Children **read it** to work out.

God speaks: **We can read God's messages to us in the Bible**

Envelope three: The letters teach us that ... **we must encourage each other.**

Idea: Leader one turns to leader two and says "Leader one tell (child's name) that ... the letters teach us to encourage one another.

God speaks: **God can use other believers to give us a message from Him.**

Envelope four: The letters teach us that ... **we must pray.**

Idea: Draw or show pictures for the children to work out the message.

God speaks: **God speaks to us in pictures through visions and dreams.**

Envelope five: The letters teach us... **how to live without sin.**

Idea: Have the words "how" "to" "live" "without" "sin" as well as other random words written on the floor. The leader then guides the child to the correct words for them to work out the message




God speaks: **God speaks through the Holy Spirit who helps, guides and teaches us.**





2.2) Show the children the following Youtube video as an introduction of the life of Paul.
<https://www.youtube.com/watch?v=IIXFy3zjJh4> Paul's ministry Saddleback kids

3) Bible Story + Lesson:

Note: Saul was his Hebrew name and Paul was his Roman name. To make it easier for the children we will refer to him as Paul.

Use the life of Paul to show how God speaks to us. Paste the pictures back to back. Front is how God spoke to Paul while the back is how God speaks to us.

<p>The Bible</p> 	<p>Even before Paul believed in Jesus, he use to read and study the word of God (today's Old Testament)</p> <p>It was God's way of telling Paul that a Saviour would come. From reading God's word Paul would have known everything about the Saviour. Whose family He would be born from, where He would be born and what He would do. God was telling Paul about Jesus.</p> <p>Eventhough Paul knew everything God had said about Jesus, he would not listen. Once Jesus had come alive again and returned to Heaven, just like God had said would happen in the Old Testament, Paul was still trying to stop anyone from believing Jesus was the saviour. He would arrest, beat or even kill Christians. <i>(Christians are those that believe Jesus is the savior and tell others about Him)</i></p> <p>How did God speak to Paul? <i>Through the Bible.</i> How does God speak to us? <i>Through the Bible.</i></p>
<p>Voice</p> 	<p>One day when Paul was on the road to a place called Damascus there was all of a sudden a bright light that blinded Paul.</p> <p>Paul could not see Jesus but he heard the voice of Jesus speak to him from Heaven.</p> <p>Jesus asked ... Paul why are you persecuting me? Paul replied "who are you?" Jesus spoke to Paul telling him that it was Jesus speaking and that he must go to the city and wait to hear what to do next.</p> <p>How did Jesus speak to Paul? <i>With His voice.</i> How does Jesus speak to us? <i>In a loud voice in a quiet whisper.</i></p>
<p>Vision</p> 	<p>There was a man named Ananias who loved Jesus. One day Jesus spoke to him in a vision. That's like a dream while you are still awake.</p> <p>Jesus told him to go to where Paul was staying and lay his hands on him so he could see again. <i>(Acts 9:11)</i></p> <p>Ananias told Jesus that he was very afriad as Paul was the one who was arresting and killing Chrisitians. But Jesus comforted Ananias telling him Paul knew Ananias was coming as He had spoken to him in a vision too <i>(Acts 9:12)</i></p> <p>How did Jesus speak to Ananais and Paul? <i>Through a vision</i> How does Jesus speak to us? <i>Through visions</i></p>

<p>Others</p> 	<p>When Ananias got to Paul he put his hands on Paul and told Paul what Jesus had said</p> <p>“Jesus has sent me here so that you may see again and be filled with the Holy Spirit”</p> <p>And that’s exactly what happened. Soon after Paul was baptised and started teaching others that Jesus is the only one that can save us.</p> <p>How did Jesus speak to Paul? <i>Through Ananias</i> How does Jesus speak to us? <i>Through other believers.</i></p>
 <p>Holy Spirit</p>	<p>Paul went onto travel to many different places teaching others about believing in Jesus. Sometimes Paul knew where <u>not</u> yet to go and when <u>not</u> yet to teach others. How? Let’s read Acts 16:6-8</p> <p>How did Jesus speak to Paul? <i>Through the Holy Spirit.</i> How does Jesus speak to us? <i>Through the Holy Spirit.</i></p>
	<p>One night Paul had a dream of a man from Macadonia pleading with him “come over to macedonia and help us!”. Do you think he should go to Macadonia? <i>Acts 16:10</i> says that once Paul had <i>concluded</i> that it was God telling him to go then he went. We need to make sure that it is God we are hearing speaking to us and not just what we want to hear.</p> <p>How did God speak to Paul? Through a dream. How does God speak to us? Through dreams.</p>
	<p>Hearing from God became very important for Paul. It was how he knew where to go, what to say or what to do.</p> <p>One time God spoke to Paul in a vision (Acts 18:9-11) The Lord said to him, “Don’t be afraid, and don’t stop talking to people. ¹⁰I am with you, and no one will be able to hurt you. Many of my people are in this city.”</p> <p>And so Paul stayed and preached there for a year and a half. And when some people tried to get him arrested the judge threw it out of the court. Do you see how God protected Paul for listening to Him.</p> <p>How did God speak to Paul? Through visions. How does God speak to us? Through visions.</p>



So what did Paul do with everything he heard from God? He told it to others! Sometimes he preached in person and other times he wrote them letters.

¹¹ Dear brothers and sisters, I want you to understand that the gospel message I preach is not based on mere human reasoning. ¹² I received my message from no human source, and no one taught me. Instead, I received it by direct revelation from Jesus Christ. **Galatians 1:11-12**

Paul wrote about the revelation he got from God in the many letters that can be found in the New Testament of the Bible. And it is through these letters that God wants to talk to us this term.

Are you ready to listen?

4) Review Questions

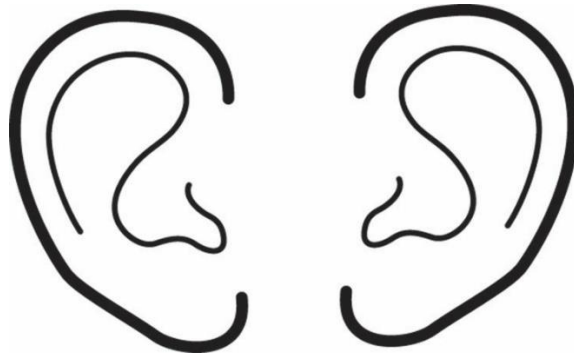
- a) What are some of the ways God speaks to us? (*Bible, other believers, dreams, visions, His voice, the Holy Spirit, creation etc*)
- b) How do I know it is God speaking to me?

God has used a bright light, a donkey, angels, plagues and many other ways to make sure people hear what He has to say. At the same time, He also can speak in a small whisper. The most important way to hear God speak is to make sure we are listening! Here are some practical ways to know if it is a message from God.

- **Spend time quietly listening to what God is saying.** Paul was too busy follow what he thought was right that he missed what the Old Testament was really saying. If you are too busy with other things you will be missing out on all the things God is trying to tell you.
- **Read and study the word.** God not only speaks through the Bible but will never give you a message that goes against what the Bible says. Test that the message you think is from God is in line with what the Bible says.
- **Pray.** When Ananias was uncertain about going to Paul, he asked God again. God wants a relationship with us. Talk to Him and ask Him to confirm what He says. At the same time don't just keep asking because you don't like what He has said.
- **Practice makes perfect.** Trust God and listen to Him. When Paul listened by speaking out in Corinth he was protected from harm. I think that would have made him so much more willing to want to listen and obey God again.
- **Rely on the Holy Spirit.** When Jesus went up to Heaven the Holy Spirit was given to each one of us to help, guide and teach. Whether we are listening or not the Holy Spirit is doing these things. We need to learn how to put aside our own thoughts and wants and consider what the Holy Spirit is saying to us.
- **Surround yourself by people that are hearing from God.** God can and does use others to speak to us but be careful to not just listen to anyone. When Jesus spoke to Ananias, He also spoke to Paul too. If someone else gives you a message from God ask God to confirm what has been said is really for you.

5) Craft

Option 1: Children decorate a set of listening ears



Option 2: Match the picture of Paul to how God speaks (like from story)

For variation, this craft can be done as you tell the story.

God spoke to Paul	God speaks to me.	God spoke to Paul	God speaks to me.

God spoke to Paul	God speaks to me.	God spoke to Paul	God speaks to me.
	through the Bible 		through the Holy Spirit
	with His voice 		through dreams
	through visions 		through visions
	through others 		through the Bible

Option 3: What is God saying to me?

Give the children the opportunity to sit somewhere quiet by themselves and listen to what they think God is saying or has said to them. Encourage them to spend time each day and see what else they can fill in. Try to remember to follow up with them throughout the term.

Lesson Two: Letter teach us to LOVE

Main focus for the lesson:

- How does God love us?
- How do we follow Jesus' example as we love others?

1) Memory Verse

- *John 13:34*

“A new commandment I give unto you: Love one another. As I have loved you, so you must love one another”

Idea to teach the memory verse

- Cut the image into puzzle pieces and hide them around the venue.
- Once the children have found all the pieces, have them build the puzzle to reveal the memory verse.



2) Hands on

Skit: Nothing can separate you from God's love

Charlie	Hey Andy. Do you know that the Bible tells us nothing can separate us from God's love?
Andy	Wow that sounds amazing! I really want God to love me. But what about the days I miss church, does He love me then?
Charlie	God loves it when you come to church to worship Him and learn about Him, but He loves you the same no matter where you are!
Andy	What about during the tough times, like when my parents fight, or we don't have enough money to buy things we need? Does God still love me then?
Charlie	I know these things are difficult, but God promises us that even through these tough times He still loves us.
Andy	I don't know Charlie. I haven't been a very good person lately. I've done some bad things. I told lies and I cheated on a test. I don't think God can love me anymore.
Charlie	Oh, but He does. Romans 5:8 tells us that God loves us so much that He died for us while we were sinners! Do you see that not even sin can separate you from his love? That doesn't mean sinning is okay, but even if we mess up, God still love us.
Andy	I guess that makes sense, but you know Charlie I tried to tell my friend about Jesus and invited him to come to church with me. He said no and told me I was stupid for believing in all this "Jesus stuff". I feel like I've failed and let God down. I'm sure that's enough to make Him not love me anymore.
Charlie	Andy did you know that Jesus was also rejected. He tells us that even when we go through persecution (like people laughing at us or saying mean things) and rejection (like people not wanting to be our friend) we still can't be separated from His love! Further on in that same scripture in Romans 8 Jesus tells us that we will be able to conquer all of these things, because of His great love for us.

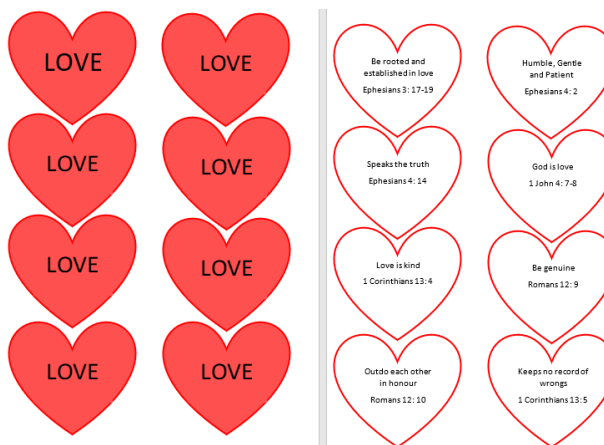
Andy	<p><i>(Andy takes a piece of paper and writes on it)</i> So, let me get this right!</p> <ul style="list-style-type: none"> • If this is me (<i>draw stick man on one side</i>) <p>Then I have God's love (<i>write God's love on the other side</i>)</p> <ul style="list-style-type: none"> • God loves me no matter where I am (move the paper up, down, side to side and turn over to show that I still have God's love) • If I am going through tough times (<i>write parent's fight, no money, tough times etc</i>) God still loves me (<i>turn over</i>) • And even on days when I have to ask for forgiveness for my sin (<i>write sin</i>) God still loves me (<i>turn over to show still says God's love</i>) • And when people are mean and laugh at me for telling them about Jesus (<i>act out laughing and teasing at picture</i>) God still loves me (<i>turn over to show still says God's love</i>)
Charlie	<p>EXACTLY! Nothing can separate you from God's love. Children do you think God loves you? (yes) <i>(get them to repeat "NOTHING CAN SEPARATE ME FROM GOD'S LOVE")</i></p>

3) Bible Story + Lesson:

Put the hearts in the media pack into different envelopes and hide them around the venue for the kids to find.

What do all these letters have in common?
(they are all about love)

If you read all the letters written in the Bible, whether by Paul or others, you will see that again and again they write about love. If God chose for love to be mentioned so many times in the Bible do you think it is something we need to do? Yes! In 1 Corinthians 14:1 we are told that love should be our highest aim.



And as our memory verse said today to love is a **COMMAND** given to us by Jesus.

John 13:34 "A new commandment I give unto you: Love one another. As I have loved you, so you must love one another"

And how does it say we should love others? **"as I have loved you"**

How does Jesus love us? Our skit explained what the Bible promises about Jesus' love for us...

JESUS LOVES US THROUGH DIFFICULT TIMES

JESUS LOVES US EVEN WHEN WE MESS UP

JESUS LOVES US NO MATTER WHERE I AM

JESUS SHOWED LOVE BY SERVING US BY EVEN DYING TO SAVE US.

JESUS LOVE NEVER ENDS




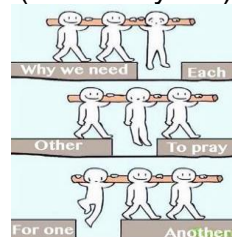


Let's look at how we can love others like Jesus does:

HOW CAN WE SHOW LOVE TO OTHERS THROUGH DIFFICULT TIMES?

Romans 12:13 says "when God's people are in need be ready to help them"

Does it say when people are in need "call someone else"; "ignore them"; "laugh at them". No, yet that is often what we do.

Show the children the following pictures and see if they can work out how we can love others that need help.

<p style="text-align: center;">Give (Hebrews 13:16)</p> 	<p style="text-align: center;">Encourage each other (words) (1 Thessalonians 5:11)</p> 
<p style="text-align: center;">Be there for them when they are weak (Ecclesiastes 4:9-12)</p> 	<p style="text-align: center;">Pray for others (1 Timothy 2:1)</p> 
<p style="text-align: center;">Weep with those that weep (Romans 12:15)</p> 	<p style="text-align: center;">Carry each other's burdens (Galatians 6:2)</p> 

These aren't just good ideas that we have thought about, these are some of the actual ways the Bible says we should love others.

Remember some of the children in your group could be going through difficult times. Create a secure environment for them to share and for others to help them.

HOW CAN WE SHOW PEOPLE LOVE WHEN THEY MESS UP?

In Matthew 18 Jesus tells His disciples the following story...

A servant owed the king a LOT of money but when it came time to repay the king the servant begged for more time. The king decided to have pity on him and forgave the debt completely. Even though the servant was forgiven of all his debt, he was not willing to forgive someone else that owed him money. Do you think that is ok? No!

Do you think the servant's actions showed that he appreciated what the king had done for him? No!

Do you think when we are unforgiving our actions show that we appreciate the forgiveness Jesus gave us?

So how can we love others that have messed up? One of the best ways is to forgive them.

HOW CAN WE SHOW LOVE FOR OTHERS THAT ARE NOT WITH US?

(show these pictures of people that have gone to plant churches around the World)

Paul, Monica, Chloe, and Ella Firth in Australia



Lance, Tanya, Ethan and Sophie in France



Phil, Sam, Connor, Judah & Evelyn Quinn in England



James, Jess, Amelia, Laurel, Gideon and Zeke Lusk in USA



Tyrone, Nicole, Joel, Josh and Judah Daniel in USA



Shaq, Claire, David, Shekina, Makayla Meutheno in South Africa



Do you know these people? If you don't know who they are how can you love them?

Did you know that Paul had never met some of the churches or people he wrote letters to, yet he prayed for them and sent them letters to teach and encourage them? We can do the same. Even if we don't know, or are not in the same country as someone, we can still love and support them through our prayers and letters encouraging them with things we have learnt about Jesus.

Get the children to write letters to these families to encourage them that Jesus loves them. Please send these letters back in your black box so we can post them to encourage these families.

HOW CAN WE SERVE OTHERS SO THAT THEY CAN BE SAVED?

Our sin unfortunately separates us from having eternal life with God, but He loved us so much that He sent Jesus to die for us. The price for our sins is PAID! Now we can live forever with Jesus in Heaven. So how do we save others? **WE CANNOT!**

Just like Jesus gave His life because He loved us, we **can** love people by doing everything we **can** to introduce them to Jesus. We **can** tell others how Jesus showed them love, we **can** read the Bible to them, we **can** invite them to church, we **can** pray for or with them.

This may mean we have to give up time or things we want to show we love them. Do you love people enough to give up anything so they can live with Jesus in Heaven too? Do you love them enough... even if they mock you, if it gets you in trouble, if it hurts your feelings, if it stops you doing something you enjoy?

There are so many ways that we can love others. In every way we need to make sure that our love is **genuine**. (Romans 12:9) We can't pretend to love others we need to really love them – even if we don't get anything out of it!

4) Review Questions

- 1) How has God shown you love? (*forgiveness, serving, never stop loving even when we sin*)
- 2) Can anything separate us from His love? (*no*)
- 3) How are you going to show someone love this week?

5) Craft

Only one craft option has been given as we'd like to show love and encouragement to the people that have planted churches.

Option 1: Write a letter of encouragement or a prayer you will be praying for one of the families that have planted a church somewhere in the World. Younger children can draw a picture of something they are praying for. Please send these in your black box so we can forward them.

Writing paper

To encourage you

With love and prayer from:

To encourage you

With love and prayer from:

Lesson Three: Fruits of the Spirit (ONE SUNDAY)

Main focus for the lesson:

- Through games and crafts children learn what each of the fruit of the spirit are and mean.

1) Memory Verse

- Galatians 5:22 & 25

But the fruit of the Spirit is love, joy, peace, patience, kindness, goodness, faithfulness, gentleness and self-control. Since we live by the Spirit let us keep in step with the Spirit.

Idea to teach the memory verse

Sing the song with the kids 2/3 times using the following actions. The song will become their war cry as they move from station to station. <https://www.youtube.com/watch?v=JNb9QJmUBLM>
A shortened version will be provided.

The fruit of the Spirit is	Move your hands up to your mouth as though you're eating
Love	Make a heart shape with your hands
Joy	Smile and point to your smile
Peace	Make the peace sign with both hands
Patience	Point to your wrist to imitate a watch
Kindness	Hug a friend next to you
Goodness	Make a thumbs up with both your hands
The fruit of the Spirit is	Move your hands up to your mouth as though you're eating
Faithfulness	Stand up straight with your hands on your hips (like a superhero)
Gentleness	Hug yourself
And Self-control	Shake your head and cross your arms to form a "X"
Since we live by the Spirit let us keep in step with the Spirit	March on the spot

2) Stations

NOTE: Leaders from all sites that are currently teaching this week will meet at Bedfordview site and be allocated lessons to run or assist with. Lessons will be set up as station rotations. Below are the instructions for each station and the main idea we want to get across to the children.

Intro:

Show the children pictures of various fruit trees.

What kind of tree is this? (Allow for response)

Yes, that's right it's an apple, banana, mango, etc tree.

How do we know this? (Allow for response)

Yes, that's right we know what kind of tree it is by the fruit that it bears.

Did you know that it's the same with us? The Bible says we will be known by the fruit we bear. That means people will know that we are Christians by the way we behave. Will we behave in a good way or not? The Bible says that we need to bear the fruit of the Spirit. That means when we get saved the Holy Spirit works in us and teaches us how to live the way He

wants us to live. He gives us love, joy, peace, patience, kindness, goodness, faithfulness, gentleness and self-control.

Another very important thing to know is that it's not the fruits of the Spirit, but rather the fruit. It's all one thing. God doesn't want us to only have one or two of the characteristics. No, he wants us to have all of them.

It's like having a bunch of grapes, but only having one grape on it. That's not cool. God wants us to have all the fruit of the Spirit so that we can be full of Him.

Station 1: Joy and Peace

(Play one or two rounds of the game without having explain the info in the brackets. Explain the purpose of the game to the kids and tell them the information in the brackets)

Main Idea:

Sometimes bad things happen in our lives. Often those things can hurt us a lot and we feel like it's unfair. It shouldn't have happened to me or to my family. Think of Paul and Silas. They were 2 good people. They were going around telling people about Jesus and they got thrown into prison. That's so unfair, they didn't deserve that. You would expect them to be crying and moaning boo hoo poor me but instead they started singing praises to God in their cold, dark prison cell. Paul and Silas didn't let the tough situations change how they felt about God or change what they did. Their happiness was not based by what they had on Earth but rather that God was always in control. This gave them peace and joy to keep on telling others about Jesus. Nehemiah 8:10 says "The joy of the Lord is my strength"

Game: Captain's call

- Explain all the instructions to the kids and play one round
- Explain the purpose to them
- Write the words "joy" and "peace" on the kids' hands
- Play a few more rounds (After every instruction ask the kids if their "joy" and "peace" is still with them? The answer will be yes, because its written on their hands.)

Captain's coming	Stand with your feet together at attention (Jesus is our captain and we need to listen to His commands. He gives us peace and joy)
Seasick	Run to the back and pretend to throw up then run back to the front. (We can have joy and peace even through the tough times)
To the Ships	Run to the right and march on the spot (Jesus will sometimes ask us to go out and tell others about him. In our schools, the shops and everywhere)
To the Bunks	Run to the left, crouch down, read your Bible and pretend to sleep (We need to take time to rest and spend time with Jesus so that we are filled with his joy and peace)
To the Lifeboats	Stand in groups of 3 one behind each other and pretend to row a boat. (The Bible tells us that it's good to be together. We can pray for each other and encourage one another)
One eyed Jack	Cover one eye with your hand, stand on one leg and say "Arggg". One eyed Jack is a tough guy so act all tough and macho.
Parrot	Flap your wings, shake your tail feather and say, "Polly wants a cracker". Remember Polly is a girl so act girly.

Station 2: Patience, Kindness, Gentleness

Main Idea:

Ephesians 4:2 tells us, "Be completely humble and gentle, be patient, bearing with one another in love". How did you treat your friends during this game? Were you rude and snappy? Or were you patient, kind and gentle towards your teammates? In order to play this game successfully you need to slow down and be patient, wait for your turn. You need to communicate with your teammates and be kind towards them. You also need to be gentle with the marble. If you're too rough or rushed, you might have dropped it.

It's the same in our lives. We need to be patient and wait for God's timing. He's got great things planned for us, but if we try to do them out of time, we might make a mess. Imagine if you left the line and ran to the end before the marble had passed you. You would have made a gap in the line and the marble would have fallen.

God has put people around us and wants us to all work together. You need to be kind to the people God has put around you, whether that's family, friends or just some random children at your school. We need to do everything to the best of our abilities. We can't rush the jobs God has given us. We need to be gentle with them and not get angry and frustrated.

Game: Marble run

- Divide the children into small teams with each person holding a PVC pipe.
- The children need to create a chain to get the marble from the starting line and into the finishing bucket without dropping it on the floor.
- If they drop the marble, they must start again
- Once the marble gets to the last child in the line the first child needs to run to the back to keep the marble from falling. Keep going until the marble reaches the bucket.

Station 3: Love and Goodness

Main Idea:

We can often think that goodness is when we do nice things, like giving money to people in need or helping at an animal shelter. Maybe you think being a good person can only be someone who works at the church. Did you know there's so much more to it than just doing good things? The Bible tells us in Romans 12: 21, "Do not be overcome by evil, but overcome evil with good". That means that even when people are rude and mean towards us, we should still be good to them. Jesus wants us to treat everyone with love, regardless of how they treat us. That's what it means to be truly good and loving.

In the Bible there was a king by the name of Saul. There were many times that this king tried to hurt and kill David (remember the young boy who killed the giant Goliath). Do you think David tried to hurt Saul back? No one would have blamed him if he did. David had so many opportunities to hurt and kill Saul, but he decided to do good and treat Saul with love instead.

When Jesus was here on earth there were many people that treated Him badly. They spat in His face, beat Him and mocked Him. Yet, Jesus responded in love and goodness. He prayed and asked God to forgive the people that were hurting Him. How do we sometimes respond when our friends or the other people around us do something that hurts or upsets us? Do we respond in love and in goodness or do we get all worked up and show them not to mess with us?

Game: Hit the mark

- Pin the pictures up
- Have the kids throw a plastic ball at the boards that show what it means to be a good and loving.



Station 4: Faithfulness, Self-control, Gentleness

Main Idea:

Being faithful means that we don't change our minds about what we believe or stand for. So, when we say that we believe in Jesus we need to be faithful and not do things that are wrong and against what Jesus wants from us, because our friends are doing it, it looks cool or we think it's not that bad. We need to have self-control as well. Self-control means that I get to decide what choices I make. I'm responsible for the actions I take. My bad attitude and grumpy face is my choice. We need to choose every day to live the way Jesus has asked us to live. We need to choose to be faithful towards Him and have the self-control to say no to bad choices and yes to good ones. In the game you had to choose to listen to and follow the rules and then have the self-control not to break them and touch the balloon when you weren't supposed to.

Game: Musical Bumps

- Give each child a balloon that they need to keep in the air while the music is playing.
- When the music stops the children must sit down and not touch their balloon.
- Second round have the kids hold the balloon still under their foot, without popping it.

This will be a tricky challenge as some of the children will still want to keep the balloon in the air after the music has stopped or pop it.


Station 5: The fruit of the Spirit

Main Idea:

Remember how we said that God doesn't want us to just have 2/3 of the characteristics of the fruit of the Spirit, but rather that he wants us to have all of them. The Holy Spirit has all of them and when we choose to believe in Him and ask him to live in our hearts it means that we get all of these characteristics. That doesn't mean that we become perfect and we never do anything wrong ever again. It just means that we live our lives choosing to follow the Holy Spirit's instructions so that we can be more like him. In John 15:5 Jesus says, "I am the vine you are the branches. If you remain in me and I in you, you will bear much fruit; apart from me you can do nothing". When Jesus asks us to abide in Him, he's asking us to choose him every day. To choose his ways of living every day. He said that without him we can do nothing. Without him we won't have true love, joy, peace, patience, kindness, goodness, faithfulness, gentleness, and self-control

Craft:

- The children each get an empty grape branch and they must stick the grapes onto it. Each grape will have one characteristic of the fruit of the spirit on it.



Lesson Four: LETTERS ON SALVATION

Main focus for the lesson:

- Sin separates us from God.
- Jesus died to set us free from sin and to bring us back into a right relationship with God.
- Help children learn scriptures that they can share with their friends to bring their friends to know Jesus.


1) Memory Verse

- Romans 5:8

“But God showed his GREAT love for us by sending Jesus to die for us while we were still sinners.”

Option: Perform the following activity as part of the lesson. (Road sign four)

Ideas to teach the memory verse



Use the pictures to put the sentence together. Then muddle the pictures and see if the children can put the sentence back together correctly.

2) Hands on

2.1) Object lesson: Sin separates us from God

Things you will need:

- A helium balloon (add long last gel to be effective on Sunday)
- Attach a long string to the balloon so you can reach it
- Stick a piece of paper saying “GOD” onto the roof.
- Heavy pegs. On each peg write down a different sin. E.g. lying, hate, disobedience, greed, swearing, hurting,

Say:

Can anyone read what is stuck up on the roof?

Yes, that's right it's God.

And this balloon do you know what his name is?

His name is US. This balloon represents you and me. Can you say, this balloon is US? Good okay.

GOD



So God wants a relationship with us. He wants us to know Him and to chat to Him and to trust Him. His whole plan when He created the World was that each one of us know Him and have a relationship with Him.

BUT we often sin, and that **sin separates us from God**.

Can any of you think about a Bible story where someone was separated from God because of their sin? (Yes, that's right. Eve disobeyed God and so her sin separated her from God.)

Attach the “disobedience peg” on to the string of the balloon.

Can any of you tell me a sin that you might have done that has separated you from God? (You can even write the words on as the children tell you. Explain the sin and give practical examples such as lying, stealing, wanting something your friend has, being ugly to your friend...)

As you put these pegs on the balloon should come further and further down and further away from the sign that says God.

Can anyone tell me who made a way for us to get back to God? (Yes Jesus!) Just like we learnt in the memory verse. That while we were full of sin, Jesus died for us. He is the one who takes away our sin and if we ask Him to forgive us of our sin, He will and we will be joined to God.

Remove the pegs as you speak about forgiveness or cut just about the pegs so that the balloon floats back to God.

Being brought back to God through Jesus is called SALVATION. Isn't it the most wonderful thing in the whole wide world? Let's pray and thank Jesus for saving us from our sin.

3) Bible Story + Lesson

Today we are going to take a journey together as we look at the main message that comes up in the book of Romans.

Do any of you know who wrote this letter to the Romans? (Paul)

How many times do you think Paul had been to visit the church in Rome? (NONE, but he hoped to soon. First, he was preaching to places that didn't know about Jesus)

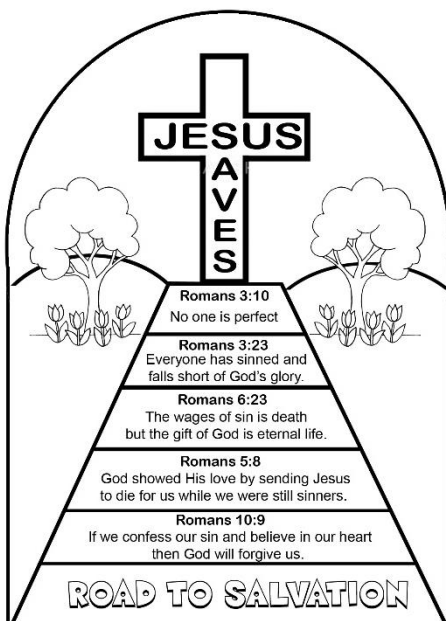
Do you think you can write to churches you have never been to? (encourage them to do so)

Why do you think Paul wrote this letter to the Roman Church?

Paul wrote this letter because the church in Rome was divided. Some believed that following all the rules that God had given them was how they were going to be forgiven. Others thought they could live how they wanted because Jesus would forgive them anyway. Paul wrote this letter to explain to them what they needed to do to become saved.

Just like the Roman church many people today don't understand this message so listen closely and learn with us from Paul's letter so you can teach them about how to follow Jesus.

Today's journey is called the ROMAN ROAD.



Read through these scriptures starting at the bottom where it says Road to Salvation and leading up to the top where it says Jesus.

At the road sign will be each verse with an activity that the children have to do to understand the verse.

Here's a song to play as the children take part in the activity or walk around from station to station.

<https://www.youtube.com/watch?v=3Zv8OjyD4eM> Romans Road Song


ROAD SIGN ONE: Stop and understand **no one is perfect.**



Romans 3:10
“no one is perfect”

Explain how we are all full of sin.

Give the children a heart and let them draw all over it with black crayons or paint on it with mud. Get the children to hold them up and see if they can find one that is perfect.



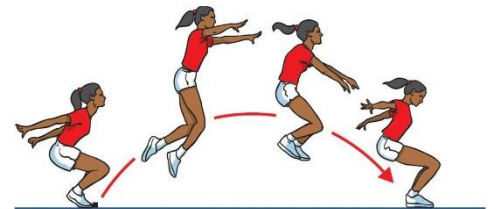
ROAD SIGN TWO: **Everyone has sinned**



Romans 3:23

“everyone has sinned and falls short of God’s glory.”

Set up two ropes parallel that the children have to try jump across the gap to the sign saying, “God’s glory” The distance must be impossible to achieve. For every attempt let everyone say the verse together.



Conclude that it is impossible to achieve God’s glory on our own.

ROAD SIGN THREE: **Sin is death but Jesus is life**



Romans 6:23

**“The wages of sin is death
But the gift of God is eternal
life in Jesus.”**

Hand out ready-made gift boxes to the children. Then repeat the verse doing the following actions.
Death – lay on floor
Gift – hold up gift box
Life – jump high



ROAD SIGN FOUR: Jesus died for our sin.



Romans 5:8
“But God showed his GREAT love for us by sending Jesus to die for us while we were still sinners.



First perform the memory verse activity here, then let them write or draw pictures on the cross of all the sin that they have done.

ROAD SIGN FIVE: Confess and believe to be forgiven.

Slow down and check your heart!



Romans 10:9
“If we confess our sin and believe in our heart. Then God will forgive us.”




Using a piece of paper, make a megaphone to remind the children it is important for us to tell God our sins. Get the children to use their megaphone to say the verse to the person next to them.

ROAD SIGN AT THE END: JESUS SAVES CROSS

4) Review questions and answers.

- 1) Do you know you are a sinner?
- 2) Do you know on your own you fall short of God’s glory?
- 3) Do you know that our sin means we cannot live with God forever?
- 4) What did Jesus do to save us from our sin? (*died on the cross for our sins*)
- 5) Can you remember what we need to do to accept the gift of life Jesus has given us? (*confess and believe*)
- 6) Sit with a friend and practice going through the Bible verses with them.

5) Craft



Build the road using the verses and practice using it to teach someone else how to be saved from their sin.



Or
 Complete the
 following
 Word search

ROMANS ROAD

Discover the hidden words.

A	O	U	H	A	C	S	R	W	N	V	K	W	U	B
D	C	A	A	Q	H	E	O	U	G	G	W	O	E	E
A	M	O	A	F	W	U	M	J	O	O	F	R	A	L
M	S	B	N	V	S	E	A	G	W	F	F	R	D	I
E	I	L	E	F	T	N	N	T	B	H	U	V	E	E
O	N	T	O	R	E	I	S	E	J	W	O	V	V	V
B	S	X	T	R	X	S	E	H	A	E	L	B	L	E
E	L	E	V	E	D	R	S	U	W	A	S	N	H	E
E	I	G	H	T	H	J	K	D	C	M	X	U	X	E
C	O	N	D	E	M	N	A	T	I	O	N	U	S	X
Z	O	Q	I	V	H	A	F	H	N	C	A	A	Z	O
G	X	U	Z	P	H	E	V	E	Z	O	C	B	C	V
U	L	F	E	X	A	C	U	U	T	M	E	N	H	I
O	U	M	N	I	A	U	R	X	J	L	C	V	G	T
I	L	V	N	G	J	N	L	E	Z	M	G	O	D	T

Word Bank

- | | | |
|---------|--------------|---------|
| GOD | EVE | JESUS |
| CONFESS | WORRY | LORD |
| SINS | ROMANS | BELIEVE |
| ADAM | CONDEMNATION | PAUL |



Lesson Five: LETTERS ON GOD'S GRACE

Main focus for the lesson:

- God's grace is His gift to us
- By grace we are saved through faith in Jesus
- God's grace works on the inside to purify the thoughts and intents of your heart.
- God gives us His grace so that we are able to show grace to the World.

1) Memory Verse

- Romans 3:24

23 All have sinned and are not good enough to share God's divine greatness. 24 They are made right with God by His grace. This is a free gift. They are made right with God by being made free from sin through Jesus Christ.

Idea to teach the memory verse

Children sit in a circle and pass the gift box around. As it gets to each person, they all repeat the shortened verse inserting the child's name that is holding the box.

E.g. **Natalie is made right with God by God's grace. This is a free gift.**

Sam is made right with God by God's grace. This is a free gift.

2) Hands on

Have someone rush into the classroom with a letter for one of the teachers. The teacher can say that they can't wait to read this letter because it is from someone very special to them. Someone that loves them and wants them to know God more and be able to do all that He wants them to do - just like the people who wrote letters to the early churches in the Bible. Leader then opens and reads the letter to the children:

Dear leader's name

Grace and peace to you from God our Father and the Lord Jesus Christ.

God loves you and He has given you everything you need to learn more about Him and do the things that He has called you to do!

Love, your friend.

Leader One says: There is something in this letter I am a little bit unsure of. Do you think that you can help me? It's something that I have read in the letters to the early churches in the Bible.

Have some children look up the following scriptures and then read it out loud:

1 Corinthians 1:3 Grace and peace to you from God our Father and the Lord Jesus Christ.

2 Corinthians 1:2 Grace and peace to you from God our Father and the Lord Jesus Christ.

Galatians 1:3 Grace to you and peace from God our Father and the Lord Jesus Christ

Ephesians 1:2 Grace to you and peace from God our Father and the Lord Jesus Christ.

Philippians 1:2 Grace to you and peace from God our Father and the Lord Jesus Christ.

2 Thessalonians 1:2 Grace to you and peace from God our Father and the Lord Jesus Christ.

Philemon 1:3 Grace to you and peace from God our Father and the Lord Jesus Christ.

Colossians 1:2 Grace to you and peace from God our Father.

Leader One: Grace and peace to you...Hmm?

I know peace means not to worry or be afraid, but I'm not sure what this grace is. Do you think my friend is saying I must say grace? but I'm not eating food??

Or maybe my friend is talking about a person named Grace. Do you think Grace is coming to visit me? wow, if it's the same Grace that was written about in the letters in the Bible, she MUST be VERY old!!!!

Leader Two: No, no, the word grace in your letter, and the Bible's letters means the things God gives us that we don't deserve. Like God's love, His favour and kindness and all the blessings He gives us. It something that is given to someone (or done for someone) that is not necessarily deserved.

Leader One I think I know what we're going to do today! Let's see what the Bible says about God's grace!

3) Bible Story + Lesson: God's grace is a gift to us for His purposes

What you need: 3 gift boxes that will fit into each other. *If possible, wrap it with the items inside (cross, clean/unclean heart, lock, keys) or use pictures if you are unable to source them.*

Hold up the gift box and ask:

Have you ever seen one of these before? Of course you have! It is a gift!!!

Tell me some ways that you can get one of these gifts?

(Let the kids respond. If they don't know you can coach them with earn it, steal it, borrow it, have one given to you, and etc.)

There are many ways that you can get this gift. But let me ask you, who does this gift belong to? That's right it belongs to me. And what can I do with this gift? Anything I want to! I need a helper to assist me. *(Choose a child/leader to help you.)*

Does this gift belong to you? *(No)* Who does it belong to? *(Leader)* Would you like to have it? *(Yes)* Here! It is yours; you don't even have to do anything for it!

God's grace is a lot like that gift. It is something that we really want and need. But there is nothing that you can do to earn God's grace, favour and forgiveness. In fact, Romans 3:24 says that grace is a gift from God. If we were able to work for it, we could brag about it, but God just wants to give it to us for free!

Grace is simply getting a blessing, that is like something nice, that we don't deserve. My helper didn't deserve that gift, but I gave it to him/her anyway. Even though we don't deserve God's grace, He offers it to us freely.

Let's open this gift and see if it can teach us more about God's grace.

Hold up the cross that is under the first wrapping with the gift tag FREE GIFT TO SAVE US FROM OUR SINS and the verse:

Ephesians 2:8 God saved you by His grace when you believed. And you can't take credit for this; it is a gift from God.

God loves us so much that He sent Jesus to die on the cross for all of our sins and be raised again to life. God's grace was to give us the **free gift to save us from our sin** even though we didn't deserve it.

But wait, is the gift finished? (no) Let's see what else is inside.

*Take out the picture of the teacher with the gift tag **FREE GIFT TO MAKE US MORE LIKE JESUS***

Titus 2:12 God's grace teaches us not to live against God and not to do the bad things the world wants to do. It teaches us to live on Earth now in a wise and right way—a way that shows true devotion to God.

God's gift of grace helps us become more like Jesus!

Use a picture of a heart full of dirt and the clean heart to explain:

Without God's grace we think bad thoughts, say things we shouldn't and do things that don't please God, like this dirty heart. BUT God gives us the **free gift of making us more like Jesus**, (*show clean heart*) even though we don't deserve it.

There is still another gift in there. *Unwrap and take out padlock and keys with the gift tag **FREE GIFT TO HELP US DO WHAT HE ASKS***.

2 Corinthians 12:9 But the Lord said, "My grace is all you need. Only when you are weak can everything be done completely by my power." So I will gladly boast about my weaknesses. Then Christ's power can stay in me.

Use the padlock and labelled keys to explain:

God has something for each of us to do. Telling our friends about Jesus, loving Jesus, listening to Jesus, loving others, being kind to one another etc. These things aren't easy when we try and do them in our own strength.

This lock (padlock) is like the things that God has asked us to do. Sometimes we try to do these things by ourselves. Let's see what key opens the lock.

GRACE is the only way we can do the things God asks us to do. Grace is God's **free gift to help us do what He asks us to do**, even though we don't deserve it.

When we trust God and do what He asks, He gives us the gift of grace so that we can get the job done.

Grace comes to you so that you can be **saved** by Jesus, grace works in you to make you more **like Jesus** and grace flows through you to help you **make Jesus real to the world**.

God's grace is Him choosing to bless us even though we do not deserve it.

He blesses us by saving us from our sin.

He blesses us by making us more like Jesus.


He blesses us by giving us power to do the things He asks us to do



4) Craft

Option 1: Grace gift pocket

Instructions





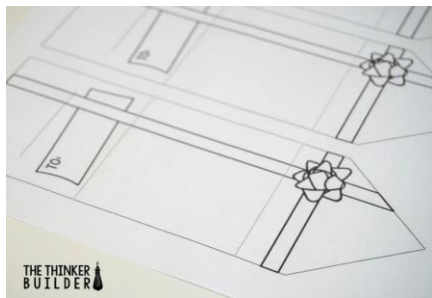
- 1) Cut out template provided
- 2) Use a blunt knife/ruler to score along the dotted lines to make it easier for children to fold
- 3) Glue along the outer flap of the pillow box template and fold the flap inwards to stick it to the other side.



- 4) Once dried, simply assemble your box by squeezing the long edges together, and folding in the short edges along the curved creases.
- 5) Place the typed-out memory verse in the gift pocket.

Option 2: Paper gift envelope

Have each child write the memory verse inside the paper gift and decorate it before folding it. If time let them make a second one to give to someone else and explain today's lesson.



Option 3: Colouring page

Children decorate and write/draw the things they learnt about grace.

The Gift of Grace



Lesson Six: THE LETTERS SAY DO NOT FEAR

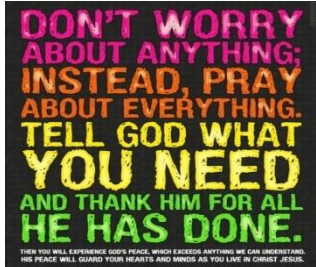
Main focus for the lesson:

- We do not need to worry, be anxious or fearful
- If you feel this way go to God and to give those feelings over to Jesus.
- Trust for God to give our children peace.

1) Memory Verse

- Philippians 4:6

“Do not worry about anything; instead pray about everything. Tell God what you need and thank Him for all He has done. Then you will experience the peace, which exceeds anything we can understand. His peace will guard your heart and minds as you live in Christ Jesus”.



Idea to teach the memory verse

Set up some skittles or 2l coke bottles with the words **worry, fear, anxiety etc** written on them. On the ball write **pray**.

Play ten pin bowling repeating the memory verse each time.

Keep reminding the children that when we are feeling worried, fearful or anxious we need to pray and give the things that is making us feel worried over to God. He will knock down those fears and give us peace.

2) Hands on

2.1) Worry, fear and anxiety weighs us down.

*Cover some thick heavy books in white paper and label them **worry, fear and anxiety** and get some other heavy items. As you mention things that make the person worried or anxious load them with the books and heavy items until they can't even walk.*

Leader 1: *puts on an empty backpack and then says, in a weary tone,*

“Good morning children, I woke up this morning and realised it was Sunday.

Do you know what that means? It means that tomorrow is school.

That means that tomorrow I have a test (*add a book*),

on Tuesday it's netball – what if no one asks me to be on their team! (*add a book*),

on Wednesday I am running in a race and I really want to win but what if I don't? (*add a book*),

on Thursday I have a project due (*add a book*)

and on Friday I have to say a speech on planets, what if I forget what to say and everyone laughs at me (*another book*).

on Saturday I am going to see my sick aunt, I'm really worried that she's not well (*add a book*)

My tummy is feeling really sore and I feeling really worried about all these things that I have to do. It feels like a heavy burden on my back.

Do any of you guys ever get worried?

What are some of the things that worry you?

As the children name things write them down and add them to the leader's backpack.

Parents fighting; Worrying about money; Worrying about food and clothes; etc.

The problem with worry is that it makes us feel sick, worry steals our joy and it makes us take our eyes off Jesus. What are we going to do to stop worrying?

Wait a minute! What was our memory verse today? (*get a child to read the full version*)

And in today's Bible story we are going to see how God wants us to manage our worry.

3) Bible Story + Lesson:

Do you know that the Bible uses the phrases, “do not worry”, “do not be anxious”, “do not fear” over 365 times? There are 365 days of the year. It’s almost like God says to us every day do not be worried, anxious or fearful.

So how can we stop being worried or full of fear?

First, we need to think about who God is!








1 Peter 5:6-7 says, “give our anxiety over to God because **He cares for us**”.

Proverbs 18:10 says “The name of the Lord is a **strong tower**, that when the righteous man runs to Him that **they are safe**”.

Remembering that God cares for us and that He is like a strong tower that will keep us safe, helps us not to worry or be full of fear.

In some of the letters Paul wrote to the churches, he gave them some practical advice on how to stop worry and being afraid. One of these letters were to the Philippians. When Paul wrote this letter he was sitting in jail. As he was sitting in jail, I am sure he had so many things to worry about. Like would he ever get out of jail, would he get sick or hurt, would he see his friends again. But Paul didn’t let anxiety and worry weigh down on him like a heavy bag.

Instead this is the advice he wrote in the letter to the church in Philippi. *Get the children to repeat this advice a few times, asking; how do you get peace? Who do you go to?*








						
When you feel worried	go to God	in prayer	and	thank Him	and He will give you	peace.

Let’s look at a few examples in the Bible of people who were afraid and what they did.

Jesus calms the storm (Luke 8:22-24)

²²One day Jesus and his followers got into a boat. He said to them, “Come with me across the lake.” And so they started across. ²³While they were sailing, Jesus slept. A big storm blew across the lake, and the boat began to fill with water. They were in danger.

²⁴The followers went to Jesus and woke him. They said, “Master! Master! We will drown!” Jesus got up. He gave a command to the wind and the waves. The wind stopped, and the lake became calm.

						
When you feel worried	go to God	in prayer	and	thank Him	and He will give you	peace.
The disciples were so worried about the storm	They went to Jesus “Master, Master”	They told Jesus their problem.	And		He calmed the storm and made everything	Calm and peaceful.

Jehoshaphat was a king. One day his messengers came and told him that his enemies had sent armies and had declared war on Jehoshaphat. Jehoshaphat was terrified by this news and begged the LORD for guidance. He also ordered everyone in Judah to begin fasting so people from all the towns came to seek the LORD's help.

Jehoshaphat stood before them all and prayed, "God you alone are the God who is in Heaven. You are ruler of all the kingdoms of the Earth. You are powerful and mighty; no one can stand against you! Whenever we are faced with problems like war, sickness or hunger we can cry out to you to save us, and you will hear us and rescue us. O our God, won't you stop them? We are powerless against this mighty army that is about to attack us. We do not know what to do, but we are looking to you for help."








Does Jehoshaphat's prayer sound like He knows how great God is? (yes)

Does His prayer sound like he trusts God to help them? (yes, and so should we)

And they were right to trust God because as they were all standing there praying the Spirit of the Lord came upon one of the men and gave him this message: "This is what the LORD says: Do not be afraid! Don't be discouraged by this mighty army, for the battle is not yours, but God's. Tomorrow, march out against them. you will not even need to fight. Take your positions; then stand still and watch the LORD's victory. God is with you"

Jehoshaphat and his people bowed low with their faces to the ground and worshipped God. The next day Jehoshaphat got singers to sing songs of worship to God as they lead the army out to battle. As they were singing God caused the enemies to start fighting among themselves. Not a single one of the enemies escaped. Just like God had said they had no need to worry – the victory was His!

Let's see how Jehoshaphat's story fits into our memory verse. (get the kids to help you fill it in)

						
When you feel worried	go to God	in prayer	and	thank Him	and He will give you	peace.
He was afraid because his country was going to be attacked.	He went with all his people to God for help.	He gives over his worries. "You rule over all the kingdoms of the nations".	And	He named all the great things about God and thanked Him for what He had done before.	And He will give you	God told him not to be afraid or worry because God would win the battle for him and .. God did! There was peace.

Whatever situation we face, as soon as we start to feel worried or anxious, we should turn to God. Pray and give over to Him the things that are making you feel worried. Thank Him for what He has done in your life and what He wants to do and He will give you peace.

4) Review Questions

- 1) What does the Bible say we should do when we feel worried, anxious or afraid?
(pray)
- 2) Is there a time when you have prayed and felt God's peace?

5) Craft

Option 1: Prayer Jar



Decorate the jar with the pictures from the memory verses to remind them what to do when they are worried or afraid - go to God, pray and thank Him and He will give them peace.

(you will need to start collecting old jars as we only have so many)

1 PHILIPPIANS 4:6-7

"Do not be anxious about anything, but in every situation, by prayer and petition, with thanksgiving, present your requests to God. And the peace of God, which transcends all understanding, will guard your hearts and your minds in Christ Jesus."

2 PSALM 62:8

"Trust in Him at all times, you people; pour out your hearts to Him, for God is our refuge."

3 PSALM 55:22

"Cast your cares on the Lord and He will sustain you; He will never let the righteous be shaken."

4 PSALM 61:2

"When my heart is overwhelmed, lead me to the rock that is higher than I."

5 1 PETER 5:7

"Cast all your anxiety on Him because He cares for you."

6 JOSHUA 1:9

"Be strong and courageous. Do not be afraid; do not be discouraged, for the Lord your God will be with you wherever you go."

7 MATTHEW 11:28


"Come to me, all you who labor and are heavy laden, and I will give you rest."

8 HEBREWS 13:6

"So we may boldly say, 'The Lord is my helper; I will not fear. What can man do to me?'"

When you feel worried	go to God	in prayer	and	thank Him	and He will give you	peace.

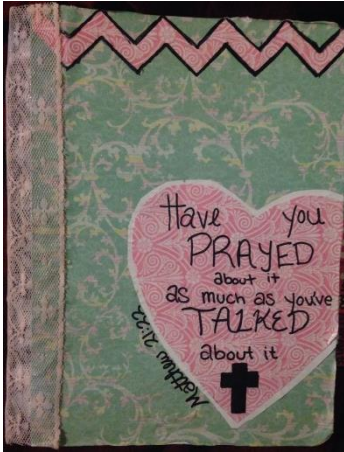
Option 2:



Children create their own mini prayer board. Envelopes can work out quite expensive but there are patterns online for them to fold their own.

Option 3:

Fold some pages to make mini prayer journals. Let them decorate the front cover.




Encourage them to write down their worries in a book and pray and give them over to God.

- Psalm 23 The Lord is my shepherd
- Psalm 27 God you are my light and my salvation
- Psalm 34 God loves the broken hearted
- Psalm 61 Oh God when my heart is overwhelmed lead me to the rock that is higher than I.
- Psalm 91 God is our refuge and our fortress.

Let them include some verses to encourage them.

Option 4: Afraid/peace face

Cut along the dotted line and thread the slip of paper through. Let the children repeat the verse as they slide the face from afraid to peaceful.



Do not worry			instead pray
about anything			about everything <small>Phil 4:6</small>

Lesson Seven: LETTERS ON PRAYER

Main focus for the lesson:

- Prayer is an important part of Christian life. Never stop praying!
- We can pray for others, for ourselves and ask others to pray for us.
- Let love for God and others guide what you are praying for.

1) Memory Verse

- 1 Thessalonians 5:16-18

16 Always be joyful. 17 Never stop praying. 18 Be thankful in all circumstances, for this is God's will for you who belong to Christ Jesus.

Idea to teach the memory verse

Put up the pictures with the words underneath and perform the actions in brackets.



Always be joyful. (*jump*)



Never stop praying. (*kneel and pray*)



Be thankful in all circumstances, (*spin arms out*)



for this is God's will (*arms pointing forward*)



for you who belong to Christ Jesus. (*Link arms with friends*)

Say the verse like this a few times then start to take the words away and see if the kids can still say the verse.

2) Hands on

2.1) Game: "I pray for you – you pray for me" (Similar to the "I wrote a letter to my love")

Children sit in a circle. A leader skips around the children while singing the song.

I said a prayer to the Lord

And this is who I prayed for:

I prayed for you, I prayed for you, I prayed for you... (as many times as they want to, while pointing at each child)

And I choose YOU to pray for ME!

(Choose one child who then gets up and chases you around the circle until you sit down in his, now empty, place.

The one who is chosen repeats the song and chooses a different child to chase him.

Repeat until the children have all had a turn.

2.2) Peter escapes from prison.

<https://youtu.be/zzM9aFqkw6s> Slapstick Theatre (Peter Escapes From Prison)

3) Bible Story + Lesson

Peter is set free from prison (Acts 12)

Once you have shown the video clip (*see hands on*) or told the story from Acts 12 discuss the following points.

Things didn't look great for Peter. He was in prison with 16 guards watching him day and night. But he wasn't alone. The church knew what they needed to do. They must get together and pray! Miraculously their prayers were answered.

Peter's story shows us that the prayers of the church are heard by God and even more importantly that they are answered. We know how important it is to pray as not only did Jesus spend a lot of time praying but He even taught the disciples how to do so.

Paul must have also understood how important it is to pray as in 1 Thessalonians 5:17 he reminds us that it is God's will that we NEVER STOP PRAYING!

Being a Christian in the times of Paul wasn't an easy job. You were thrown in prison, like Peter, beaten or even killed. I think if I was living in those times and I was writing letters to churches, I would be pleading with them to be praying for **my** safety and **my** protection all the time! But most of the times when Paul asks for prayer it's so that more people can know Jesus.

Paul's messages about prayer reflect what God teaches us over and over again – love God and others above everything else and this includes the things we are praying for. As Christians we should be praying for our Christian brothers and sisters around the world and for whatever issues they might be facing!







Let's read some of the letters to see what we can be praying for and what we can teach others to pray for.



- Thank God for all that you have. (*1 Thessalonians 5:18*)

1 Thessalonians 5:18

¹⁶ Always be full of joy. ¹⁷ Never stop praying. ¹⁸ Whatever happens, **always be thankful**. This is how God wants you to live in Christ Jesus.

	<ul style="list-style-type: none"> Pray that others know the love of Jesus and that their lives will be strong in love and built on love. (<i>Ephesians 3:17-18</i>) <p>Eph 3:17-18 ¹⁷I pray that Christ will live in your hearts because of your faith. I pray that your life will be strong in love and be built on love. ¹⁸And I pray that you and all God's holy people will have the power to understand the greatness of Christ's love—how wide, how long, how high, and how deep that love is. ¹⁹Christ's love is greater than anyone can ever know, but I pray that you will be able to know that love. Then you can be filled with everything God has for you.</p>
	<ul style="list-style-type: none"> Praise the name of Jesus all the time. (<i>Colossians 4:2</i>) (<i>Acts 16:25 Paul was praising God even while he was in prison!</i>) <p>Colossians 4:2 ²Never stop praying. Be ready for anything by praying and being thankful.</p>
	<ul style="list-style-type: none"> Pray for protection. (<i>2 Thessalonians 3:2</i>) <p>2 Thessalonians 3:2 ²And pray that we will be protected from crooked and evil people.</p>
	<ul style="list-style-type: none"> Pray for God's word to be spread throughout the whole world and for all the unsaved people to accept Jesus into their lives and hearts too. (<i>2 Thessalonians 3:1</i>) <p>2 Thessalonians 3:1 ¹Pray that the Lord's teaching will continue to spread quickly. And pray that people will give honor to that teaching, the same as happened with you.</p>
	<ul style="list-style-type: none"> Pray for opportunities to tell others and that we speak the truth when we do. (<i>Colossians 4:3-4</i>) <p>Colossians 4:3-4 ³Also pray for us. Pray that God will give us an opportunity to tell people his message. I am in prison for doing this. But pray that we can continue to tell people the secret truth that God has made known about Christ. ⁴Pray that I will say what is necessary to make this truth clear to everyone.</p>
	<ul style="list-style-type: none"> Pray for power to live the way God wants you to. <p>2 Thessalonians 1:11 ¹¹That is why we always pray for you. We ask our God to help you live the good way he wanted when he chose you. The goodness you have makes you want to do good. And the faith you have makes you work. We pray that with his power God will help you do these things more and more.</p>



- Ask the Lord to show you and others His will for your life and to give you the power to do the things He wants you to do. (Colossians 1:9)

Colossians 1:9

9 Since the day we heard these things about you, we have continued praying for you. This is what we pray: that God will make you **completely sure of what He wants** by giving you all the wisdom and spiritual understanding you need.

Learning about how and why to pray is important but even more important than that is doing it. Let's close our eyes so that we don't get distracted by the things around us and focus our minds and hearts on Jesus as we speak to Him.

At this point the teacher can start the prayer and then ask the children in turn to pray for one of the points above. You could give the children the pictures from the media pack so that each one knows which point they are praying about.

4) Review Questions and answers.

- 1) Who prayed for Peter when he was in prison? (*the church*)
- 2) Who you do think should pray for those in Cornerstone who have troubles? (*us as we are the church*)
- 3) What was their reaction when their prayers were answered? (*they didn't believe it could be true*)
- 4) Are you praying with the faith that God will answer them or are you just saying the words? (*pray together*)

5) Craft

Option 1: Prayer circles



Cut out the two circles. Cut out the window of the top circle. Push a split pin through the middle to join the two circles together. Rotate the top circle and read the prayer together.

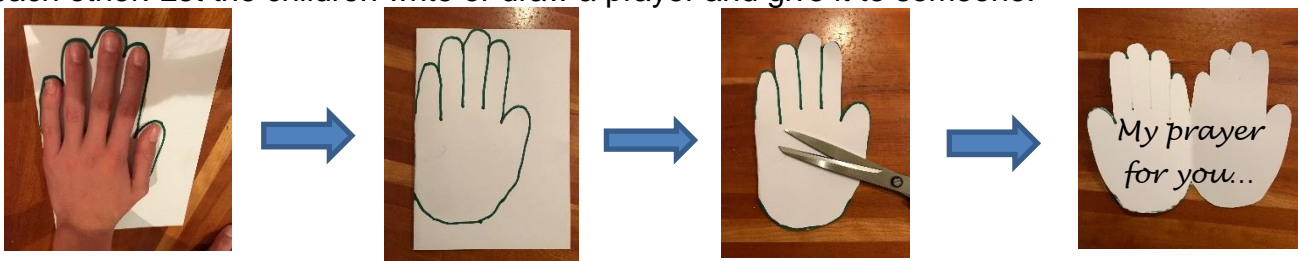
Option 2: Prayer "quack quacks"

Watch this video if you don't know how to fold the "quack-quacks": <https://youtu.be/WpsmrQdN0Do>



Option 3: Praying hands

Children trace their hands on a folded piece of paper. Make sure the edge of their hand is against the fold. Cut out the hand so that when you open the fold, it makes two hands next to each other. Let the children write or draw a prayer and give it to someone.



Lesson Eight: LETTERS OF ENCOURAGEMENT

Main focus for the lesson:

- God commands us to encourage each other because He knows we need it
- Encouragement is a way for us to show each other grace and mercy
- Barnabas, the “son of Encouragement”

1) Memory Verse

- 1 Thessalonians 5:11

“Therefore encourage one another and build one another up, just as you are doing”.

Idea to teach the memory verse

Have five envelopes with letters inside them.

Letter #1 “Therefore encourage”

Letter #2 “one another and”


Letter #3 “build each other up”

Letter #4 “just as you are doing”

Letter #5 “1 Thessalonians 5:11

Hand out the letters to five children. Ask them each to open up their letter and read it out loud. The letters will not make sense until they use the Bible to put them in the correct order.

Put them into the correct order and say the verse out loud a few more times.



2) Hands on

PRACTICE before doing in front of the classes as you may not get it right the first time!

You will need:

- A surface to work on and some newspaper
- A couple of tea light candles and a lighter
- A balloon which already has a few teaspoons of bicarbonate of soda in it.
- An empty bottle (a 500ml water bottle is big enough) with about half a cup of vinegar
- A piece of paper, a marker pen and sticky tape

Today I'm going to show you how your encouraging words can help someone else to do the tasks God has set for them.

This is Bonang the Balloon. *(Draw a face on the balloon, remember the kids mustn't know that the balloon has bicarb in it. You can tie a piece of string around the bottom of the balloon so that the bicarb doesn't fall out)*

Bonang has got a task to do for the Lord. *(light the candles)* Let's pretend that blowing out these candles is the task that God has set out for Bonang to do.

Let's look at Bonang. *(hold up the deflated balloon.)* Can she do anything in the state she's in?

No, I agree with you guys, I don't think she can. She looks really deflated and not up to the challenge. *(You can even flap her around and attempt to put the flames out unsuccessfully)*

Now we all know how to encourage someone, don't we? What are some things we can say to someone who needs to be encouraged? Let's write some of them down.

(Here are some examples or use the ones from the craft section)

“God is with you; He will never leave you.”

“You can do all things through Christ who gives you strength” *(Philippians 4:13)*

“You can do it! I believe in you!”

“With God, nothing is impossible”

“Jesus is in control of everything!”

“Trust in the Lord with all you heart.”

(Add the kids own suggestions of words of encouragement and write them on the piece of paper. Cover the bottle in the paper.) Now let’s pretend that we are the bottle filled with encouraging words waiting to say them to Bonang! And we go up to her or we write her a letter, or we could even send her a Whatsapp message with our words of encouragement. *(put the open end of the balloon over the bottle.)* And look what happens when Bonang hears or reads those words of encouragement... *(Untie the string so that the bicarb slips into the vinegar. The reaction will cause the balloon to fill with gas. PRACTICE beforehand!)*

Gee wizz! Look at Bonang now! She is filled with encouragement and ready to go out and do what God has asked her to do! Let’s watch her complete her task. *(Carefully remove the balloon from the bottle, keeping the end pinched closed with your fingers. You can blow out the candles now with the gas inside the balloon.)*

Well done, Bonang! Shame but it does look like she’ll need some more encouragement next time God asks her to do something else.

Who do you think should keep encouraging her?

Yes! God wants us as the church to **encourage one another and build one another up.**

Today we are going to learn just how to do that!

(You can watch a demonstration video at the following link:

<https://littlebinsforlittlehands.com/balloon-baking-soda-vinegar-experiment-kids/?jwsourc=cl>)

3) Bible Story + Lesson



Have the following printed out as three postcards and read them to the class as if you are reading postcards written to them by Barnabas. Remember to tell the children that they are just pretend postcards written from Barnabas but that all the facts from his life can be found in the Bible.

Remember: Encourage means to support, give hope and persuade someone to improve.



POSTCARD 1



Greetings again, children of Cornerstone Church. I hope you are all well and full of the joy of our Lord, Jesus!

My name is Barnabas. I am one of the early Christians. I am good friends with Paul and you can read more of my story in the book of Acts.

My story is all about encouragement. I was given the nickname “The Son of Encouragement” because I love to support and give people hope, especially when it comes to sharing the love of Jesus with others. Let me share a bit of

my story with you so you can see the power of encouragement.

I was quite a wealthy man and had lots of money and land. (Acts 9:27) One day I decided to sell my field (just like the one in the picture!) and give the money to the apostle so that more people could become believers.

Do you think my actions encouraged the apostles? (yes)

There is great power in us encouraging one another as you saw from the memory verse 1 Thessalonians 5:11

“Therefore encourage one another and build one another up, just as you are doing.”

I hope that this postcard has encouraged you to encourage others WITH YOUR ACTIONS!

Until next time!

All my love and encouragement,
Barnabas

POSTCARD 2



Greetings again, children of Cornerstone Church. I hope you are all still well and full of the joy of our Lord, Jesus! Let me continue my story!

One time while I was in Jerusalem, a man named Paul was trying to join the disciples but they were afraid of him because he used to kill Christians! None of them believed that Paul really loved Jesus and wanted to teach others about Him. How do you think that would have made Paul feel?

I took Paul to the apostles and told them that since Jesus appeared to Paul he was a changed man and that now he

preached boldly to others about the importance of believing in Jesus. So they accepted Paul as one of them. (Just like in the picture!)

Do you think my words encouraged the apostles and Paul? (yes)

Encouragement can be a powerful example of God’s work in our lives. He wants us to encourage others, to look out for them and to build them up. The Holy Spirit can use us to encourage others.

I hope that this postcard has encouraged you to encourage others WITH YOUR WORDS!

Until next time!

All my love and encouragement,
Barnabas

POSTCARD 3



Greetings again, children of Cornerstone Church. I hope you are all still well and full of the joy of our Lord, Jesus!

I’m writing to share more of my story!

As we travelled from place to place there were many people we needed to encourage. Some of them needed encouragement to have faith. Others were weak and needed encouragement to keep serving Jesus. Some people didn’t agree with what we were teaching and we had to strongly encourage them to obey what God was telling them. The greatest way we could

encourage them was to remind them about what Jesus had done and what He was still going to do.

Anyway, I must get back to my mission. I hope that these postcards have encouraged you to encourage others. Please remember to spend time with God praying and reading the word.

Remember to reflect the love of Jesus in every situation you find yourselves!

Until next time!

All my love and encouragement,
Barnabas

Encouraging Envelopes:

On the front of 10 envelopes write a question and the Bible verse. Inside the envelope place the answer. Children will work in small groups to work out their answer, before checking if they were correct. Let each group share their question, Bible verse and answer.

Below lists the question and verse for the front of each envelope and answers for inside.

QUESTION:	BIBLE VERSE:	ANSWER:
#1 <u>WHO must we encourage?</u>	1 Thessalonians 5:14 <i>Brothers and sisters, we urge you to warn those who are lazy. Encourage those who are timid or afraid. Take tender care of those who are weak. Be patient with everyone.</i>	Answer: The timid or afraid; the weak; everyone
#2 <u>WHO must we encourage?</u>	1 Thessalonians 5:11 <i>Therefore encourage one another and build one another up, just as you are doing</i>	Answer: Each other; one another
#3 <u>WHY do we encourage?</u>	Romans 15:5 <i>May God, who gives this patience and encouragement, help you live in complete harmony with each other, as is fitting for followers of Christ Jesus.</i>	Answer: To live in harmony with each other
#4 <u>WHY do we encourage?</u>	1 Samuel 23:16 <i>¹⁶ Jonathan went to find David and encouraged him to stay strong in his faith in God.</i>	Answer: For others to stay strong in their faith
#5 <u>WHY do we encourage?</u>	Hebrews 3:13 <i>¹³ You must encourage each other every day, while it is still "today," so that none of you will be deceived by sin and hardened against God.</i>	Answer: So others aren't deceived or misled by sin. So others keep following God.
#6 <u>WHY do we encourage?</u>	1 Thessalonians 4:1 <i>We urge you in the name of the Lord Jesus to live in a way that pleases God, as we have taught you. You live this way already, and we encourage you to do so even more.</i>	Answer: So that others live a life that pleases God.
#7 <u>HOW do we encourage?</u>	Ephesians 4:29 <i>Let everything you say be good and helpful, so that your words will be an encouragement to those who hear them.</i>	Answer: By saying good and helpful things.
#8 <u>HOW do we encourage?</u>	Romans 15:4 <i>⁴ Such things were written in the Scriptures long ago to teach us. And the Scriptures give us hope and encouragement as we wait patiently for God's promises to be fulfilled.</i>	Answer: By telling others what the Bible says about God's promises.

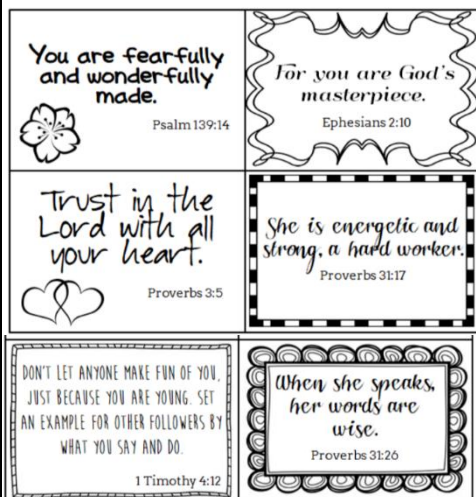
<p>#9 <u>HOW do we encourage?</u></p>	<p>2 Timothy 4:2 <i>² Preach the word of God. Be prepared, whether the time is favorable or not. Patiently correct, rebuke, and encourage your people with good teaching.</i></p>	<p>Answer: Through good teaching and preaching the Word of God. ("the word" is the Bible)</p>
<p>#10 <u>HOW do we encourage?</u></p>	<p>1 Corinthians 14:3 <i>But one who prophesies strengthens others, encourages them, and comforts them.</i></p>	<p>Answer: Through prophesy. (Prophesy is getting a message from God about the future)</p>

4) Review questions and answers.

- 1) How do you encourage others when they are going through a rough time, when you don't have the answers? (*Point them to Jesus. Read the Bible to them, pray*)
- 2) Do you rely on Jesus for encouragement?


5) Craft

Option 1: Colour in these little encouragement cards. Make a little envelope to put them in and give people who you think need them.



Option 2: High Five hand of encouragement

Use the template provided. Cut out and tape onto an ice cream stick.



Option 3: Provide the children with some pretty writing paper. Let them write an encouraging letter to someone they know is going through a hard time.

Lesson Nine: Put on your new nature

Main focus for the lesson:

- Recap the lessons taught this term through fun activities.
- Focus on things that God wants them to do in their lives.

1) Memory Verse

- Ephesians 4:24

Put on your new nature, created to be like God – truly righteous and Holy.

Idea to teach the memory verse

Have stickers available for every child to add onto themselves each time they say the verse. On the stickers can be the things they have learnt this term about how God wants them to live. E.g. Love others, love God, fruits of the spirit, encouragement, pray, have grace etc.

2) Hands on

(Read Ephesians 4:17-32)

Leader One comes in with his coat filled with words such as “anger” “envy” “unforgiveness” “hate” “fear” “pride” “selfishness” “lying” “rudeness” “@#!!!” “bitterness” “rage” “evil” on themselves.

He explains to the children that this is what his life was like before he met Jesus, but since finding out who Jesus is and learning about how wonderful He is he doesn't want to live like this anymore.

After reading Paul's letters to the Ephesians he knows what to do...

Ephesians 4:22 “THROW OFF YOUR OLD SINFUL NATURE AND YOUR FORMER WAY OF LIFE” *(Leader removes their coat)*

Ephesians 4:24 “PUT ON NEW NATURE, CREATED TO BE LIKE GOD – TRULY RIGHTEOUS AND HOLY” *(Leader puts on a new coat and asks the children what did we learn this term? As they name them, he adds the stickers to his coat)*

Ask the children which way does God want them to live? *(compare to coats)*

Proceed with the memory verse activity.

3) Game:

Have the leader attach words such as “anger” “envy” “unforgiveness” “hate” “fear” “pride” “selfishness” “lying” “rudeness” “@#!!!” “bitterness” “rage” “evil” on themselves.

Children aim to get as many mini Bibles from one side of the class/garden to the other without the leader hitting them with the flour filled stocking.

Create “safe zones” on the floor using towels or hula hoops. In or on each of them have the words “love” “pray” “forgive” “grace” “encouragement” “fruits of the spirit”. If the child stands on these the leader cannot hit them.

If a child does get hit, they have to stand still like stuck in the mud and wait for some “encouragement” from a friend. A friend encourages by saying one of the memory verses they have learnt this term.

4) Review Questions

- 4.1) What are things in your life that you think God wants you to take off/stop doing?
4.2) What are things in your life that you think God wants you to put on/ do? (*pray, encourage, forgive, love, live by grace, fruits of the spirit*)

5) Craft

Option 1

Cut strips of material for children to wear as a sash. These can be decorated with the words that they need to put.

Option 2 Put on new paper dolls

Make a paper doll where the children can decorate two shirts. One with things they need to stop doing and the other with ways God wants them to live.

