

Jesus is my creator Jesus is the Promised



Jesus is my Saviour Jesus is life Jesus is the greatest

I AM Jesus is my King Jesus is a servant

One Jesus is God's son Jesus is my teacher Jesus is



JESUS  
is the  
GREATEST!



## **Contents:**

		Page
<b><u>Leader's letter</u></b>		3
<b><u>Lesson 1</u></b>	<b>Jesus is our creator</b>	4
<b><u>Lesson 2</u></b>	<b>Jesus is the promised one</b>	10
<b><u>Lesson 3</u></b>	<b>Jesus is God's son</b>	16
<b><u>Lesson 4</u></b>	<b>Jesus is our teacher</b>	21
<b><u>Lesson 5</u></b>	<b>Jesus is I AM</b>	27
<b><u>Lesson 6</u></b>	<b>Jesus is King of all</b>	32
<b><u>Lesson 7</u></b>	<b>Jesus is a humble servant</b>	37
<b><u>Lesson 8</u></b>	<b>Jesus is our saviour</b>	42
<b><u>Lesson 9</u></b>	<b>Jesus is life</b>	46

## JESUS IS

### LETTER TO THE LEADERS

The heart of this term's curriculum is provide the children with who the Bible says Jesus is and what He has done ... all while praying and trusting that Jesus will reveal Himself to our kids so that this head knowledge results in a changed heart that totally loves and is committed to following Jesus all of their days.

For each lesson ask yourself what they mean to you personally.

E.g. Jesus was there at creation, He saw everything the world had done and still came to save me.

If Jesus is King of all ... is Jesus King of my life?

If Jesus is my teacher ... am I teachable?

If Jesus demonstrated how to serve others ... am I serving Him and others too?

If Jesus is life ... am I living my life ready for Him to return and focussed on eternal life with Him?

This personal heart prep will be an amazing benefit to your lesson!

We have made a set of three boxes for each site that can be used to create a timeline of who Jesus is. Each box rotates to tell the story. The final rotation says "JESUS IS THE GREATEST"

Box 1      Box 2      Box 3      Box 1      Box 2      Box 3      Box 1      Box 2      Box 3



Please look after these boxes so we can pass them on for someone else to use.

## Lesson One: Jesus is our creator

### Main focus for the lesson:

- Jesus existed before the world was created
- All things were made through Jesus' power
- Let Jesus be your potter

### 1) Memory Verse

- Colossians 1:16

***Through Jesus' power all things were made: things in Heaven and on Earth, seen and not seen***

### Idea to teach the memory verse


#### 1.1) Use the following actions to teach the verse:

Jesus – point up	Earth – touch the ground
Power – show muscles	Seen – hands like binoculars
All things made – circle arms	Unseen – cover eyes
Heaven – jump with arms up	

Once they know it say... Imagine you were a created as a rabbit, how would you say the verse, or a fish, or an elephant, or a tree. End with but you were created perfectly in the image of God.

#### 1.2) This may work best once the lesson has been taught. Take the pictures you are using to teach the lesson and write the memory verse across the back of them all. The children have to remember the order of what happened to work out the verse.

*Through Jesus' power - all things were made: -things in Heaven - and on Earth, - seen and -not seen*



### 2) Hands on

#### 2.1) Designed to perfection (present as a slide show / video clips)

Every day we walk around and see the beautiful things around us. We see trees, flowers, birds, blue skies ... (let the children name things)

But often we're too busy or so used to seeing these things that we forget to stop and look at them and remember who they were created by. And if we look a little closer we will see just how amazing the Creator is.

**A presentation of the following, with video clips, is available please check with your site leader.**

#### Wood frog

What is this? (a frog) If we saw this little frog we'd say "oh there's a frog" but let's look a little closer. This frog is frozen! If I had to pick him up he'd be as hard as a rock. Where this frog lives the temperatures can get as low as MINUS 15 so this little





frog had to be perfectly designed so that he could survive. And that's exactly what Jesus did! When this frog touches a little piece of ice it sends a message to his brain to move his heart and lungs close together, surround them in some sugar water and then ... FREEZE! When he is frozen his heart stops and he doesn't even breathe anymore! And he can stay frozen for 7 months!

Even more amazing than that is when the sun starts to shine he starts to melt again ... BUT FROM THE INSIDE OUT! Can you imagine a block of ice melting from the inside? Biologists are baffled how the frog does it and have been studying it for years. But Jesus knew the frog would need his heart and lungs again and so that's how He made him. Just perfect!

<https://www.youtube.com/watch?v=dhUF5I6wr2A>

### **Hippopotamus**

Oh to be a hippo lazing in the sun **all day**? But then again imagine the sun burn! But wait a minute why doesn't a hippo get sun burnt? Jesus knew that a hippo would be out in the sun all day and so He did what He does with everything He makes... makes it perfectly.



A hippo is able to secrete ... that kinda means sweat out... an oily red fluid that acts like sun cream. Not only that but this oil also acts as a skin moisturizer, water repellent and antibiotic. Wow how amazing is that sun cream in your sweat!

### **Mantis shrimp**



Scientists keep studying all these beautiful creations to try understand and even copy how they work. Take the manta shrimp for example – it has a punch so hard that it lets off a force as much as a bullet! But it was made with some sort of shock absorber so that its soft shell doesn't shatter.

We don't need to understand how Jesus did these things just that He did. So the next time you go outside and see all the things around you – STOP! Look a little closer and you will see just how amazing our creator is!

### **Cheetah**



There are so many amazing things around us that we don't know much about. We may know that a cheetah can run super fast but we may not realise that they are made so that they can dislocate their shoulder so that it can throw its legs forward further to get to these speeds.

### **Pippa pippa toad (Surinam toad)**

If you think the name of this toad is strange wait till you find out what this toad can do!



This toad lives in the amazon river where there are lots of fish like piranhas that want to eat them! So how does a mommy toad look after her eggs to keep them safe? She carries them in her skin! Yip you heard me correctly. Jesus made this frog with tiny little pockets on her back for her babies to grow in to keep safe. They are born not as tadpoles but as fully formed frogs that are super flat so they can immediately swim and hide in the long reeds!

### **3) Bible Story + Lesson**

#### **3.1) Genesis 1&2 Creation**


Tell the children to listen carefully as you read Genesis 1 and 2 or watch the following YouTube clip on creation.

<https://www.youtube.com/watch?v=uaTICoviQKA> Creation (Genesis 1-2) Saddleback Kids

Next get the children to sit in a circle and place a big lump of playdough in the middle.

Using the pictures go through the things God created each day, but get them to try and create them the way God did... by SPEAKING.  
(*don't mention creation of man yet*)

Say: Tell the playdough to be a tree. What? It didn't work? Tell it to be a fish? Still nothing? Yet God spoke and things were created! Now that's an amazing God.



All these things were created in only 6 days and all God did was --- SPEAK!  
**But then it came time for God to make man.**

Can you remember what day people were made on? **6**  
And who made us?

Let's read Genesis 1:26

<sup>26</sup>Then God said, "Let **us** make mankind in **our** image, in **our** likeness, so that they may rule over the fish in the sea and the birds in the sky, over the livestock and all the wild animals, and over all the creatures that move along the ground."

Who is the "us" in this verse? Yes it is God, Jesus and the Holy Spirit! Isn't it incredible to know that Jesus was already alive in Heaven before everything was made. And even more incredible that we are made in their image!

But let's look at how we were made. Did God speak and make us. NO! He took time to form us into His image and to breathe life into us. Then He took a rib from Adam and made Eve. (Genesis 2:7;22)

And the Bible even tells us that each one of us is formed and knit together in our mother's womb! Made perfectly for the plan God has for each one of us, each in His image. (Jeremiah 1:5)

Does knowing that time was taken to form you and breathe life into you change how you think about yourself? It should make you feel special and excited that you were made with a plan and a purpose by our amazing creator.

**Divide the playdough and let the children try to make something representing each day to recap the lesson.**

#### 4) Questions and discussion points

- a) Can you remember what was created on each day?
- b) How were these things created? (God spoke; took dirt, breathed life, rib)
- c) Who was there at the time of creation? (God, Jesus and the Holy Spirit)
- d) Psalm 19:1-4 talks about the Heaven declaring the glory of God without even making a sound. If time allows read and discuss time when things around us make us realise how Great our creator is!




## 5) Craft

### Option 1: Playdough and Mat

Provide each child with a laminated playdough mat and some dough to create whatever they want. Remind them that Jesus' breathed life into them.



### Option 2: colour page



For a bit of fun divide the children into teams. Each team has a turn to roll the dice and collect that picture that matches to the day. The first team to collect one of each picture is the winner. Hand out the rest for the children to colour, number and label.

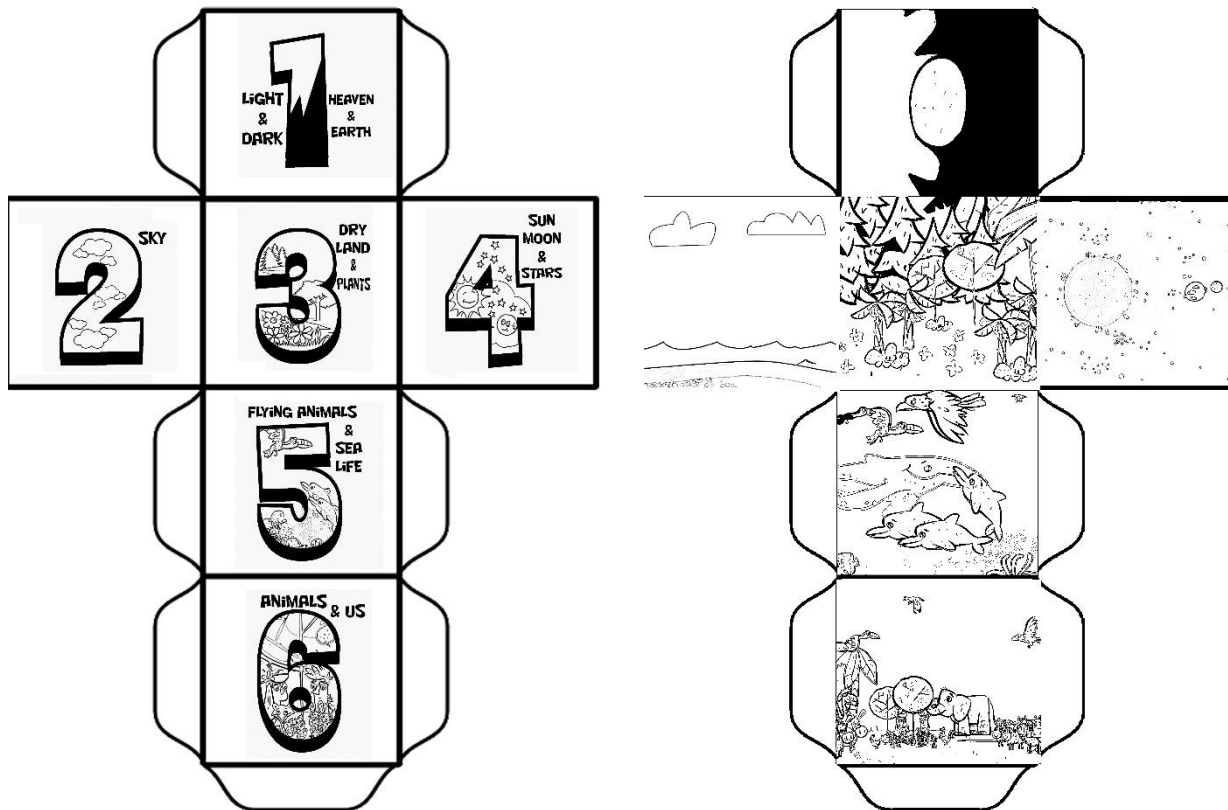
### Option 3:





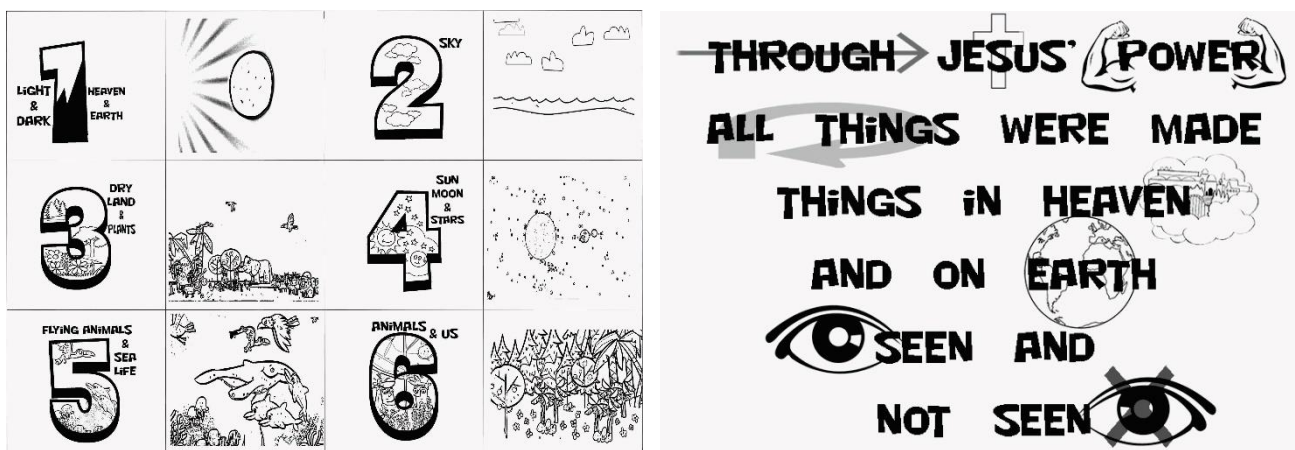
### Option 4:

Each child decorates and makes 2 die so they can play against each other to see who can roll a match



### Option 5

Print the following back to back. Children colour and cut them and try to place them in order to rebuild the memory verse. Encourage them to use the cards to teach their friends and family.



## Lesson Two: Jesus is the promised one

### Main focus for the lesson:

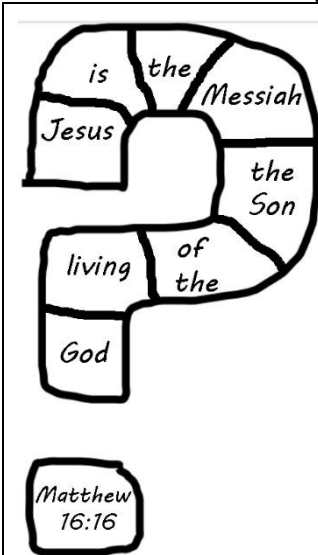
- Jesus ticks all the boxes (over 350 of them!)
- Jesus always keeps His promises
- Who do they say I am?
- Who do you say I am?

### 1) Memory Verse

- Matthew 16:16

***“Jesus is the Messiah, the Son of the living God.”***

### Idea to teach the memory verse



Cut the question mark up and let the children work together to build the verse. Encourage them to use their Bibles as a guide if needed. For older children don't tell them it is a question mark and only once it is built discuss the questions Jesus posed as described in today's Bible lesson.

### 2) Hands on

#### 2.1) Which one ticks all the boxes

Have a whole lot of objects that are different shapes, colours, sizes and material, Tell the children that you are looking for the perfect match that can fit in the particular hole.



Have a laminated table of the criteria it needs to meet before it can be the perfect match ...

<b>Shape</b>	Triangle	
<b>Colour</b>	Yellow	
<b>Material</b>	Wood	
<b>Size</b>	Same size as hole	

Some should be completely wrong and not even match one criteria while others should be really close but just not fit. Finally find the one that is the perfect match and ticks all the boxes.

Then compare this to finding the perfect match to all the things the Bible said about the Messiah or Promised one. Every single thing had to match absolutely perfectly! And only one person did that ... JESUS.

A list of 355 prophecies can be found at this web address

<http://www.accordingtothescriptures.org/prophecy/353prophecies.html>

Scripture	Prophecy	Fulfillment
1. Gen. 3:15	Seed of a woman (virgin birth)	Galatians 4:4-5, Matthew 1:18
2. Gen. 3:15	He will bruise Satan's head	Hebrews 2:14, 1 John 3:8
3. Gen. 3:15	Christ's heel would be bruised with nails on the cross	Matthew 27:35, Luke 24:39-40
4. Gen. 5:24	The bodily ascension to heaven illustrated	Mark 16:19, Rev. 12:5
5. Gen. 9:26, 27	The God of Shem will be the Son of Shem	Luke 3:23-36
6. Gen. 12:3	Seed of Abraham will bless all nations	Galatians 3:8, Acts 3:25, 26
7. Gen. 12:7	The Promise made to Abraham's Seed	Galatians 3:16
8. Gen. 14:18	A priest after the order of Melchizedek	Hebrews 6:20
9. Gen. 14:18	King of Peace and Righteousness	Hebrews 7:2
10. Gen. 14:18	The Last Supper foreshadowed	Matthew 26:26-29
11. Gen. 17:19	Seed of Isaac (Gen. 21:12)	Romans 9:7
12. Gen. 22:8	The Lamb of God promised	John 1:29
13. Gen. 22:18	As Isaac's seed, will bless all nations	Galatians 3:16

Add a column and place a big green tick next to every line. It will serve as an excellent visual of just how many prophecies Jesus fulfilled so either print out the 16 pages and make it into a long scroll or have page after page come up on the screen.

The children will be amazed as you mention ones that they know actually happened ... betrayed, clothes sold, raised in 3 days, born in Bethlehem.

## 2.2) Promises promises promises word search

Children race to find how many times they can find the word "promises" in the word search. They can use different coloured pencils to help it look different.

## Promises Promises Promises

The Bible is filled with promises about Jesus.

What, where, when, how  
and HE KEPT EVERY SINGLE ONE!

P	R	O	M	I	S	E	S	P	R	E	O	S	I	P
S	M	E	S	R	O	S	P	S	O	S	R	E	S	R
E	I	S	P	P	M	I	E	M	R	O	M	I	E	O
S	E	R	O	R	S	S	M	S	P	S	E	S	S	M
I	S	P	M	O	I	O	I	R	I	S	E	E	I	I
M	S	E	I	M	O	M	S	P	O	M	S	I	M	S
O	R	P	O	I	R	I	P	I	R	I	O	M	O	E
R	O	R	M	S	P	S	E	S	M	E	S	R	R	S
P	P	O	S	E	S	I	M	O	R	P	O	M	P	S
I	E	M	I	S	E	E	R	S	I	E	R	M	I	E
M	R	I	S	P	S	P	R	O	M	I	S	E	S	S
O	P	S	O	R	I	S	E	S	O	S	R	O	I	R
S	S	E	S	I	M	O	R	P	R	E	S	P	O	M
E	I	S	P	R	O	I	P	R	O	M	I	S	E	S
P	R	O	M	I	S	E	S	M	S	E	S	R	P	O

How many promises can you find? \_\_\_\_\_

### 3) Bible Story + Lesson

**(Please make sure your children understand terminology such as promised one and Messiah)**

**3.1)** Do you know what a promise is? It's saying that you are going to make sure to do a certain thing.

So if I light this sparkler here and I say ... I promise to put this sparkler out in this water ... would you think I could keep my promise? It was easy to believe because we know that fire can't burn in water. (*Do it and ask if you kept your promise*)

What if I said I was going to put this sparkler in water and it would keep on burning. Do you think it would be possible to keep my promise?

Well Jesus made a promise that He would one day come to Earth to save us and to make sure that we knew it was Him, He would keep a whole lot more promises like where He would be born, when He would die and how long it would be until He was alive again. This is why we call Jesus the promised Messiah (*the person promised to come and save us*).

In fact Jesus said He would keep over 350 promises! And just like it seems impossible that this sparkler can burn under water it also seemed impossible that one person could do all these things.

**Practice this first (wrap the sparkler in sellotape and then set alight. It should keep burning under water)**

(*Light the sparkler and put it under the water*) But if I can keep my promise with something that seems impossible of course Jesus can.

It seemed impossible that one person could keep every single one (*hold up scroll of promises from before*). But JESUS WAS A PERFECT MATCH! Jesus ticked off all the boxes while no one else came close!

**3.2)** After a lot of teaching, miracles, story-telling, encounters and prayer Jesus asks His disciples two big questions.

Let's read Matthew 16:13-17

#### Peter Says Jesus Is the Messiah

<sup>13</sup> Jesus went to the area of Caesarea Philippi. He said to his followers, "Who do people say I am?"

<sup>14</sup> They answered, "Some people say you are John the Baptizer. Others say you are Elijah. And some say you are Jeremiah or one of the prophets."

<sup>15</sup> Then Jesus said to his followers, "And who do you say I am?"

<sup>16</sup> Simon Peter answered, "You are the Messiah, the Son of the living God."

<sup>17</sup> Jesus answered, "You are blessed, Simon son of Jonah. No one taught you that. My Father in heaven showed you who I am."



Let the children use these verses to tell you who the people said Jesus was:

What were these questions? (Label to large cardboard posters with **“Who do the people say I am”** and **“Who do you say I am”** )

**CREATIVE OPTION:** *Use pictures/puppets or have each character arrive and tell the children why people could have thought Jesus was him. Each of them ends by saying ... but there is no ways I could be Jesus. I didn't come close to matching all those prophecies.*  
*Then end with Simon Peter saying that's obvious...Jesus is the Messiah, God's son.*

### **John the Baptist:**

John was Jesus' cousin and they were only 6 months different in age. Both John and Jesus fearlessly told everyone about God. They always spoke the truth proclaiming the Gospel even if it meant going against religious leaders who had made up their own rules instead of following God's. Herod was one of these leaders and he got so cross with John teaching others this truth that he had John arrested and later killed. When Herod heard about Jesus he was scared that John had been raised from the dead and was back teaching again. (Mark 6:16)

Ask: Was John the promised one? The Messiah who would save the people?

**NO!** but John was an answer to one of God's promises!

Before either Jesus or John was born a promise was made that a messenger would be sent to prepare the way for Jesus. (Malachi 3:1) (Isaiah 40:3-5) John was this messenger. (John 1) He was going to start the work that Jesus would continue and complete.

Many people thought that John was the promised Messiah but he made sure to tell them that he was not ...

**“He who is coming after me is mightier than I, and I am not even fit to remove His sandals”** (Mathew 3:11).

And when he saw Jesus he said **“I have seen, and have borne witness that this is the Son of God”** (John 1:34).

### **Elijah**

Elijah was a great prophet that loved and listened to God no matter what. Moses told the people that God would raise up another prophet just like him and so the people kept thinking that one of the great prophets, like Elijah, would return.

Elijah was a great man and did many things that God asked him to do but he didn't come close to being like Jesus. Elijah was not the promised Messiah.

### **Jeremiah or one of the other prophets**

A prophet is someone that gets a message from God and passes it on to other people. Jesus was going around and teaching so many people things they couldn't believe that He would know them unless He was a prophet.

But unlike Jeremiah and the other prophets, Jesus was God's son. There was no way Jeremiah and the other prophets could be the promised Messiah.

### **WHO DO YOU SAY I AM?**

**Simon Peter's** answer to this question was ...

<sup>16</sup> Simon Peter answered, "You are the Messiah, the Son of the living God."

Was he right? How did he know this?

<sup>17</sup> Jesus answered, "You are blessed, Simon son of Jonah. No one taught you that. My Father in heaven showed you who I am.

So what did Jesus tell him to do next:

- a) Go and tell everyone that I am the Messiah, the Son of the living God
- OR
- b) DO NOT TELL ANYONE!

<sup>20</sup> Then he ordered his disciples not to tell anyone that he was the Messiah.

What??? But I thought we are supposed to tell everyone???

We need to remember that Jesus didn't come to Earth by mistake or to wing it when He got here. Everything He came to do had to be fulfilled in His perfect timing. He had to tick all the boxes! He needed to make sure that everyone knew that they knew that He was the Messiah and if they ran around telling everyone too early there would have been an uprising and they would have killed him too early. All the evidence needed to be laid out perfectly and now there is no way to deny He is the perfect match to the promised Messiah.

There are many times in the Bible where Jesus says "the time has not come" or "the time is coming." Jesus had everything under control.

Once He had risen and done everything according to plan did He still tell them to tell no one? NO WAYS. Now is the time we need to tell everyone that Jesus is the Messiah.


#### **4) Questions and discussion points**

- a) Who do you say Jesus is?
- b) Who is He to you personally?
- c) Who do the people around you think Jesus is?
- d) How can we help others know who Jesus really is?

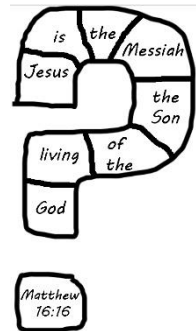
## 5) Craft

### Option 1: "Who is Jesus to me?" poster


WHO IS JESUS TO ME?



Provide each child with a poster for them to write or draw things about who Jesus is to them. Give them their own memory verse puzzle to cut up and add to their poster.



### Option 2: Who is the promised one?



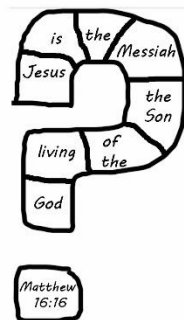
Children cut and match the speech bubbles to the correct person.



### Option 3: Did you know cards

Provide children with "Did you know cards" for them to fill information about Jesus. They can use the Bible and the list of prophecies met as a guide.

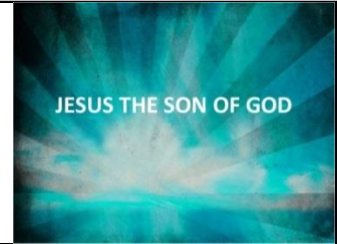
Did you know?



## Lesson Three: JESUS IS GOD'S SON

### Main focus for the lesson:

- We want the children to know that Jesus is God's son. Even though Jesus came down to earth He is totally God. Jesus had to become man so that he could die for us and save our sins.



### 1) Memory Verse

- Matthew 3:17 (NLT)

**And a voice from heaven said, “This is my dearly loved Son, who brings me great joy.”**

### Idea to teach the memory verse

Play the Youtube video: The Baptism of Jesus by Saddleback Kids  
[https://www.youtube.com/watch?v=\\_VMNO2MAMwA](https://www.youtube.com/watch?v=_VMNO2MAMwA)

The kids need to listen to the video really carefully because when they are finished they need to tell you what God (the voice from heaven) said to Jesus when he was baptised. Add in a word each time they say it and remove them again until they know it.



And a voice from heaven said,  
“\_\_\_\_\_ is \_\_\_\_\_ dearly \_\_\_\_\_,  
who \_\_\_\_\_ me great \_\_\_\_\_.”



## 2) Hands on

### 2.1) Give each child a picture of an animal.

- If you are doing it in a big group get the teacher to have the adult of the child's picture.
- If you are doing it in smaller groups then let some children have the adult picture and some children have the baby animal picture.

The kids need to walk like the animal or act like the animal and making the sound of the animal until they find their matching animal.



- When children have found their pairs, collect the cards and sit and chat with them.

~ Let's take a look at our animal friends. Baby animals and adult animals sometimes don't look the same. But we know that they are they belong together by the way they act and the way that they sound.

~ Jesus came to earth looking like man. People might not have thought that He was the son of God. Yet He spoke the words of God and did the things that God wanted Him to do. This proves that He is God's son.

~ God loved Jesus and He was so pleased with Him.

Jesus had to become a man for us to learn from Him, for us to identify with Him.

### 3) Bible Story + Lesson

The nativity story can be quite commonly known so to engage the children let them choose which one is correct from the three options given.

You can present the story

- By sticking up the story on the wall and adding in the pictures as they decide
- By acting out the story as the narrator reads it... pausing each time for the kids choose the correct option. This could be quite fun and animated as you swop props, name tags and pictures.

**PLEASE NOTE PICTURES PROVIDED IN MEDIA PACK**

## The Nativity story

This is a story about a man, a woman, and a child, the son of God. This story also has some angels, a donkey and a few very, very, clever men.



There was a young lady (**Beth, Sarah or Mary**), who had been promised to marry Joseph. Joseph was a local (**painter, carpenter or fisherman**). An Angel of the Lord visited her and told her that she would become pregnant by the Holy Spirit, and that her child would be called holy – the Son of God.

Joseph, was very upset that Mary had fallen pregnant and he decided to leave her. But one night he had a dream and an (**Angel, butterfly or bird**) said "Joseph, don't be worried your wife Mary is pregnant from the Holy Spirit".

The government in those days wanted everyone to be registered; they wanted to know the names of everyone who was living in the land, so Joseph had to take Mary to Bethlehem to be registered.

Now the time came for Mary to give birth but there was no space at any of the (**hospitals, inn or in the house**)

Mary gave birth to a son, Jesus and she wrapped him in swaddling clothes, and laid him in a (**manger, a campcot or a double bed**)

In the same area there were (**shepherds, bakers, pop stars**) out in the

field, keeping watch over their flock by night. And an angel of the Lord appeared to them, and the glory of the Lord shone around them, and they were filled with great fear. And the angel said to them, Fear not, for behold, I bring you good news of great joy that will be for all the people. For tonight a child was born in the city of David, a Saviour, who is Christ the Lord. And this will be a sign for you: you will find a baby wrapped in swaddling clothes and lying in a manger." And suddenly there was with the angel a multitude of the heavenly host praising God and saying, **(twinkle twinkle little star, Glory to God in the highest, and on earth peace among those with whom He is pleased or baa baa black sheep)**

When the angels went away from them into Heaven, the shepherds said to one another, "Let us go over to Bethlehem and see this thing that has happened, which the Lord has made known to us." And they went with haste and found Mary and Joseph, and the baby lying in a manger. And the shepherds returned, glorifying and praising God for all they had heard and seen, as it had been told them.

Now some wise men came from the east. They said that they had seen a **(rainbow, star, planet)** in the sky which showed them that a king had been born.

"And going into the house, they saw the child with Mary his mother, and they fell down and worshipped him. Then, opening their treasures, they offered him gifts, **(blocks, a rattle and a bunny, gold and frankincense and myrrh or a teething ring, stacking cups and a teddy)**

On the eighth day he was given a name and called Jesus.  
The son of God and Saviour of the world.


#### 4) Questions and discussion points

- a) Why do you think it was important for God to send His Son Jesus to Earth as man?  
**1 John 4:9-10 tells us "God showed how much he loved us by sending his one and only Son into the world so that we might have eternal life with him.**
- b) Do you know who Jesus is ? (***Jesus wants you to know Him personally not just facts about Him***)
- c) Have you asked Him to forgive you for your sins? (***God graciously sent His son to Earth so that He could die for our sins.***)



## 5) Craft

### Option 1: Create your own nativity story using the pictures below



Or in colour:



### Option 2:



### Option 3:

#### Baby Jesus Word Search

Christmas is a very joyous holiday for Christians all around the world. This holiday marks the celebration of the birth of God's son Jesus. It is celebrated by attending church and the giving of gifts to others, just as God gave us the gift of his Son, Jesus.


#### Directions:

Find all the words in the word list. Words are hidden in straight lines, going forwards, backwards and diagonally.

#### Word List

ANGEL  
BABY  
BETHLEHEM  
BIRTH  
DONKEY  
GIFT  
GLORY  
GOD  
HEAVEN  
HOLY  
INNKEEPER  
JESUS  
JOSEPH  
KING  
MANGER  
MARY  
MERCY  
PEACE  
REST  
SAVIOUR  
SHEPHERDS  
SON  
STAR  
VIRGIN  
WISE MEN

O	B	B	G	E	P	O	S	S	O	N	R	I	Y	Y	O
C	P	I	E	I	V	H	V	G	V	E	X	B	S	O	
T	Z	E	R	T	F	D	C	I	P	N	A	R	P	V	
O	G	Z	A	T	H	T	O	E	R	B	Q	H	H	U	
C	B	O	C	H	L	E	N	J	G	M	T	R	O		
G	C	N	A	C	E	K	E	S	K	O	I	J	H	M	
O	O	F	I	E	N	N	N	H	A	E	S	N	I	A	
D	R	S	P	N	E	E	J	L	E	V	Y	E	E	R	
K	E	U	I	M	V	H	E	Y	M	I	O	P	Y		
T	S	Y	E	A	G	R	C	U	J	H	O	E	H		
N	T	S	E	E	N	O	R	Y	F	C	E	L	U	J	
G	I	H	G	A	L	E	E	C	A	R	Z	S	C	R	
W	A	N	H	G	M	O	T	C	I	J	W	G	U	Z	
T	A	H	O	L	Y	S	T	A	R	M	P	K	J	S	
M	M	J	U	C	D	S	H	E	P	H	E	R	D	S	





## Lesson Four: Jesus is our teacher

### Main focus for the lesson:

- Jesus is the perfect teacher
- Jesus taught God's message
- Jesus wants us to teach God's message too, everywhere we go

### 1) Memory Verse

- John 7:16

***Jesus answered, "What I teach is not my own. My teaching comes from the one who sent me."***

### Idea to teach the memory verse

For Younger children



- Hide the 4 coloured boxes/buckets in the venue
- Print a copy of the "God's message" puzzle for each child and cut them up and place each piece into the corresponding colour's box.
- Leader says "**Jesus said "MY TEACHING COMES FROM..."**" & child replies "**FROM THE ONE WHO SENT ME"**"
- Once they have completed the verse, assist as

needed, whisper the instruction of where to find the next coloured box.

**CONCLUDE:** Success comes from listening and following GOOD instructions.

For Older Children

Jesus answered
What I teach
is not my own.
My teaching
comes from
the one
who sent me.
John 7:16



- Make a square and add random objects scattered in the square.
- Divide the children into small groups (max 8) and get them to build the verse in front of them. Get them to all say the verse together a few times.
- Each person from the team has a turn to be blindfolded. The blindfolded person takes one piece of the verse to the others side of the obstacle by listening to the instructions of the rest of the team.
- If the person bumps the target the whole team must say the verse before they may carry on.
- Before the next person can be blindfolded the whole team must say the verse which becomes harder with a piece missing each time.
- The first team to rebuild their verse on the other side and say it is the winner.
- **CONCLUDE:** Success comes from listening and following GOOD instructions.

## 2) Hands on

### 2.1) Who's the greatest teacher:

Have two leaders enter trying to decide who their greatest teacher is ....

Leader 1	<p>Aren't teachers just the best. They show us how to do things and teach us such important lessons!</p> <p>We've had a lot of good teachers but the greatest teacher EVER has to be Mr Blogs. He taught us such an important lesson. I mean imagine living life without knowing how to... KICK A BALL!</p>
Leader 2	<p>Um I'm not sure that's the most important lesson we need to learn? What do you think kids? Are there more important lessons to learn than kicking a ball?</p> <p>Ooo I know, what about Miss Smith – I just love all the Science experiments she teaches us!</p>
Leader 1	Yes she is great. But remember how she almost set the school on fire when she made a mistake and taught us the wrong thing.
Leader 2	<p>Oh yes, my hair still smells like smoke!</p> <p>What about Mr Henry. He taught us how to read. Now that's an important lesson to learn.</p>
Leader 1	Yes, but he used to shout and scream at me when I got something wrong! And I often get things wrong.
Leader 1	I've got it! MY MOM is the best teacher!
Leader 2	Well I've heard the saying "Moms know best" but why do you say your mom's the best teacher?
Leader 1	She taught me how to be potty trained! Can you imagine if she didn't! This place would...
Leader 3	<p>(interrupts) OK I'm going to stop you right there! I don't think any of us want to know about your toilet habits thank you.</p> <p>You guys aren't even close. I am going to have to tell you who the greatest teacher is!</p> <p>The greatest teacher teaches you EVERYTHING you need to know about how to live now and for eternity.</p> <p>The greatest teacher ALWAYS teaches you the right thing.</p> <p>And this teacher NEVER gets angry when you make a mistake.</p> <p>Children, who am I talking about? Who is the greatest teacher? JESUS</p>
Leader 1	Oh YES! Jesus is definitely the greatest teacher. And do you know where we see all of the lessons Jesus taught us? ( <i>let children respond</i> ) In the Bible.
Leader 2	<p>And Jesus gave us the Holy Spirit to guide us and help us understand what Jesus is teaching us.</p> <p>I'm so glad you reminded us who the greatest teacher is! Let's learn a bit more about the message He taught us.</p>

## 2.2) Soften your heart object lesson (boiled egg)

Demonstrate this object lesson as part of the Bible story

*(Keep it very simple so children can teach it – like the next time they have a boiled egg)*

Let's pretend this egg is our heart ... and this pin is God's message

Feel how hard the egg is. Do you think God's message can get through and change our hearts if they are this hard? No! **(demonstrate trying to push the pin through the shell)**

So how do our hearts become so hard? Our hearts can become hard because of:

**SIN** - Sin is anything that we do, or say, or think that goes against what God has told us in the Bible to be right. It is anything that makes God unhappy.

The Bible tells us that everyone has sinned. *(Romans 3:23)*

***(write children's examples of SIN on the egg)***

**PRIDE** – I won't admit my way is wrong ***(write MY WAY on the egg)***

**LOVE THE WRONG THINGS** -we love ourselves, people and things more than God  
***(write the word LOVE and cross it out on the egg)***

God's message can only get through and change our hearts if they are SOFT! So what do we need to do to make them soft? We have to get rid of all the hard bits!

**SIN** – we need to ask Jesus to forgive our sins and HE WILL (1 John 1:9)

***(peel the shell where it says SIN)***

**PRIDE** – we need to ask Jesus to show us the right way and choose to follow His way and not our own ***(peel the shell where it says MY WAY)***

**LOVE THE WRONG THINGS** -we need to love God more than anything else.  
***(peel the shell where love is crossed out)***

**Now feel our hearts! And when they're soft like this do you think God's word will get through and change them?**

***(demonstrate how the pin easily goes through the soft egg)***


## 3) Bible Story + Lesson

After Jesus' birth the next time we read about Jesus as a boy is of Him at 12 years old and His parents can't find Him anywhere for 3 days! *(pretend to search around the classroom)*

Think of someone that you know that is 12. If you couldn't find them where would you look? At the movies, at the shops, at a friend's house?

Do you think you would find them teaching in the temple? No and it was probably the last place Jesus' parents looked.

(Use the picture provided to create flaps to find Jesus teaching at each place)



But there was Jesus, in the temple, teaching! (**open temple flap**) And He's not sitting around a group of kids the same age as Him either but rather sitting with men that had spent their lives studying and teaching others the scriptures.

He's asking them questions and listening to what they are saying. And these highly educated priests are probably sitting with their eyes wide open and their jaws dropped to the floor thinking "how does He know so much!"

And this is definitely not the last time we read of Jesus teaching. Later we read how people were amazed at what He was saying and so crowds began to follow Him and listened to Him teach under trees or in fields (**open tree flap**) A lot of times they ended up far away from places to get food. Those are the times Jesus fed 5000 and again 4000 people with just a few loaves and some fish!

Jesus taught so many people, you would have even found Him on top of mountains teaching! (**open mountain flap**) (Matthew 5-7) Like when He taught a crowd what is known as the "sermon on the mount" He taught them:

- ways to obey God and how these ways will make our hearts happy.
- that our hearts obey God because we love Him and not to make us look good in front of others.
- to be kind to people even if they are not kind to us
- to help the poor
- to be like salt and light by telling and showing others how great God is

Do you think Jesus only spoke to big crowds? No. One time the disciples found Him teaching just one Samaritan woman at the well. (**open well flap**) He explained to her that He was the Messiah the one who was promised to save the people.

Other times He would travel from place to place and even visit people's houses (**open house flap**) to teach them.

But the more Jesus taught the more people came to hear. One time there were so many people that came to hear Jesus teach and where was Jesus?



He had to go out on a boat so that everyone could see and hear Him. (**open boat flap**) And from a BOAT Jesus used stories to help people understand what He was teaching. Jesus' stories are called parables. A parable is a simple story with a lesson.

(Matthew 13) Some of the people were confused and didn't understand what the parables meant. Jesus explained that to understand God's word we need to have soft hearts. That means we need to be willing to change what we think to what God says.

See "HANDS ON" on how to use a boiled egg and a pin to demonstrate how they need a soft heart to understand and be changed by God's message.

So how did Jesus know so much!?! And what was He teaching?  
Let's read John 7:14-18 to find out.

### Jesus Teaches in Jerusalem

<sup>14</sup>When the festival was about half finished, Jesus went to the Temple area and began to teach. <sup>15</sup>The Jewish leaders were amazed and said, "How did this man learn so much? He never had the kind of teaching we had!"

<sup>16</sup>Jesus answered, "What I teach is not my own. **My teaching comes from the one who sent me.** <sup>17</sup>People who really want to do what God wants will know that my teaching comes from God. They will know that this teaching is not my own. <sup>18</sup>If I taught my own ideas, I would just be trying to get honour for myself. But if I am trying to bring honour to the one who sent me, I can be trusted.

Where did Jesus say His teaching came from?

**Vs 16 My teaching comes from the one who sent me.**

Add a speech bubble for each place He taught at, with the words "God's message" written in it.

Everything Jesus taught was to bring honour to God. If we are to honour God we need to be teaching others just like Jesus did. We need to be learning from Jesus and teaching God's message to others too!

Some will have hard hearts and not listen or understand and others will choose to love, follow and teach others about Jesus ... but no matter what we have to be like JESUS and teach GOD'S MESSAGE wherever we go!

#### 4) Questions and discussion points

- a) How do we know what God's message is? (*God tells us His message through the Bible, others, dreams, visions, words of wisdom and the Holy Spirit has been given to us as our teacher*)
- b) What are things we have learnt from Jesus' teachings? (*The Bible is filled with important things that Jesus taught us we couldn't possibly learn them all in one day. That's why it is so important to read the Bible every day!*)

Importance of Loving God  
Importance of loving others  
How to pray

Jesus is the way to Heaven  
That we must forgive  
How to be obedient

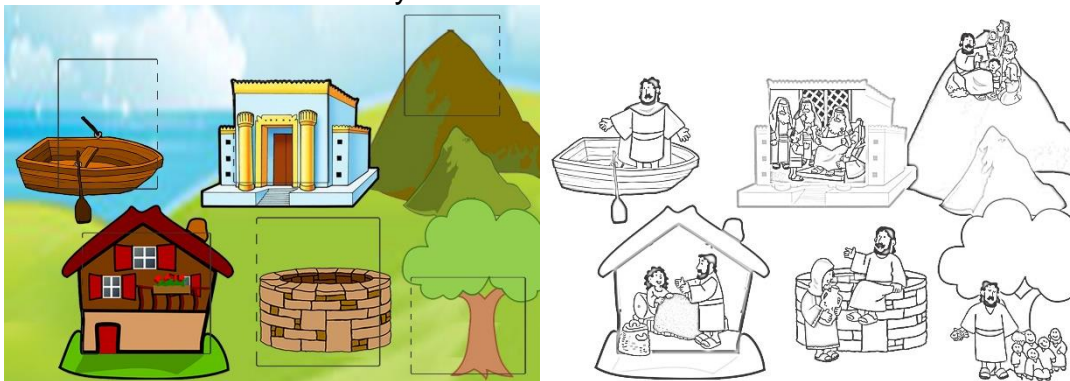
- c) What have **you** learnt from Jesus?
- d) What are you going to teach someone this week?
- e) Where are places that you can teach people? **School, home, shop, friend's house, hospital, church, EVERYWHERE!**
- f) Sometimes our actions can teach people how to live. Let the children share examples of times people have taught them about love or forgiveness etc through their actions.

## 5) Craft

Encourage children to take crafts home and use them to teach the lesson

### Option 1: Jesus taught everywhere

Children re-create the scene so they can teach the lesson to others.

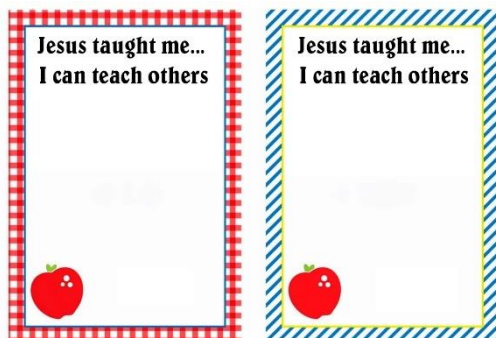


### Option 2: I can teach God's message

Children create a scene of all the places they can teach others. They draw themselves behind each of the flaps.



### Option 3: Jesus taught me and I can teach others



Children make little cards to stick up in their room to remind them of things they should be teaching to others.

Let them work together to see how many ideas they can come up with.

## Lesson Five: Jesus is I am

### Main focus for the lesson:

- Jesus is I am
- Jesus is everything we need.

### 1) Memory Verse

- I am the way, the truth and the life; no one comes to the Father except through me  
*John 14:6*

### Idea to teach the memory verse

Song: <https://youtu.be/qWmTNaOhmZI> OR <https://youtu.be/ueMQV2Ax-MM>

### 2) Hands on

**2.1) Outside game.** You will need an item or picture of an item that represents each one of the I Am's (a lightbulb, a piece of bread, a bottle of water, a door, a sheep/shepherd, a sign post, a bunch of grapes and a cross)

For the little ones: Place the items onto a tray and let them try and memorise the items. Then cover the tray with a towel and remove one of the items or even replace it with something silly like a shoe or a dummy and see who can figure out which item is missing and which one doesn't belong.

For the older ones: place all the items into a pillow case and let the kids stick their hands in to feel around. Name something and see if they can pull out that item simply by feeling for it. Alternatively let them try and guess as many items in the bag as possible.

**2.2) For this skit you need two leaders, a narrator, a child to play the part of the sheep and a child to play the lion.** Remember to practice before hand especially with the children who you choose to play the sheep and the lion.

<b>Narrator</b>	<p>The Bible tells us that Jesus is the good shepherd John 10:14-15 reads 14 "I am the <b>good shepherd</b>; I know my sheep and my sheep know me—and I lay down my life for the sheep.</p> <p>So we all know what a <i>shepherd</i> is. A shepherd is someone who looks after a sheep -just like little Shelly sheep here. But today I want to see if you clever people know what this Bible verse is saying a GOOD shepherd is.</p> <p>I've invited two shepherds to join us today and maybe you can help me decide which one is a GOOD shepherd.</p>
<b>Leader 1</b>	<i>(enter and walk straight up to Shelly-Sheep and give her a cuddle)</i> Hello my Shelly sheep – you look so lovely today!
<b>Leader 2</b>	<i>(enter in and walk to one of the kids)</i> Oh hi ... so let me see you're my sheep aren't you, um?? Oh wait it could be you. Man you all look the same <i>(walk to Shelly-Sheep)</i> Oh there you are ... Sammy is it, no no don't tell me it's Spikey Spikey the sheep ...oh wait I've got it ... it's smelly.. smelly the sheep that's it!
<b>Leader 1</b>	It's SHELLY .. SH – E – LLY. Shelly the sheep
<b>Leader 2</b>	Smelly ... shelly close enough

<b>Narrator</b>	<p>FREEZE</p> <p>So who do you think is the good shepherd? (point to leader 1) Or (point to leader 2)</p> <p>Yes this is the good shepherd because like the Bible verse says ...A good shepherd <b>knows his sheep</b></p>
<b>Shelly</b>	(to Leader 1) Hello shepherd. I love spending time with you.
<b>Leader 2</b>	And with me? ( <i>all excited</i> )
<b>Shelly</b>	Um? Who are you again? ( <i>questioning voice</i> )
<b>Narrator</b>	<p>FREEZE</p> <p>Let's read the verse again ...John 10:14-15 reads  <sup>14</sup> "I am the <b>good shepherd</b>; I know my sheep and <b>my sheep know me</b></p> <p>Did Shelly Sheep know this shepherd? (<i>point to leader 2</i>) No  Did Shelly Sheep know this shepherd? (<i>point to leader 1</i>) So which one is the good shepherd?  Yes. This is the good shepherd because ... <b>A good shepherd's sheep knows him</b></p>
<b>Leader 1</b>	( <i>Shelly-Sheep hides</i> ) Oh no where did Shelly Sheep go? She's lost! I must find her. ( <i>starts to walk around searching everywhere desperately</i> )
<b>Leader 2</b>	What a sheep is missing? ( <i>pretend to count</i> ) Eh it's only one. I've got so many others what's one more.
<b>Leader 1</b>	I won't stop looking until she is found. ( <i>make kids stand up, check under armpits etc</i> ). There you are Shelly Sheep! YAY I found you! Woohoo I am so glad you're not lost anymore. ( <i>victory dance</i> )
<b>Leader 2</b>	Huh you found her! ( <i>hands on hips</i> )
<b>Narrator</b>	<p>FREEZE</p> <p>So who do you think is the good shepherd this time? (point to leader 1 or 2)</p> <p>Yes, this shepherd was just like the parable of the lost sheep ... he didn't give up until the sheep was found and rejoiced when it was! ...  A good shepherd <b>rejoices when He finds a sheep that was lost</b></p>
<b>Leader 2</b>	So where have you been little sheep? Huh? Huh? Where? Don't come with that <i>I'm sorry</i> story ( <i>angrily waving finger</i> )
<b>Leader 1</b>	( <i>Pushes leader 2 aside</i> ) It's ok Shelly. I'm just glad you're back now. Oh dear I see you've hurt yourself. Let me help you. ( <i>bandages</i> )
<b>Shelly</b>	I'm sorry. I should have stayed close to you good shepherd.
<b>Leader 1</b>	That's ok. I forgive you.
<b>Narrator</b>	<p>(<i>as leader 1 tends to Shelly-Sheep</i>)</p> <p>Only a good shepherd would forgive like that! Which one would you like to be your shepherd? (<i>point again</i>)  A good shepherd <b>forgives</b>  And a good shepherd <b>looks after his sheep</b></p> <p><b>Oh NO! A scary lion is coming to kill the sheep!</b></p>
<b>Leader 2</b>	( <i>with back to lion</i> ) What? I'm not scared of a lion. Look at these muscles. ( <i>turns around</i> ) Ahhhhhh! It's a lion!!! Mommyyyyyy. ( <i>run and hide behind Shelly-Sheep and then the narrator</i> )
<b>Leader 1</b>	( <i>jump in front of Shelly-Sheep</i> ) I'll save you Shelly Sheep! Even if it means I have to die for you!

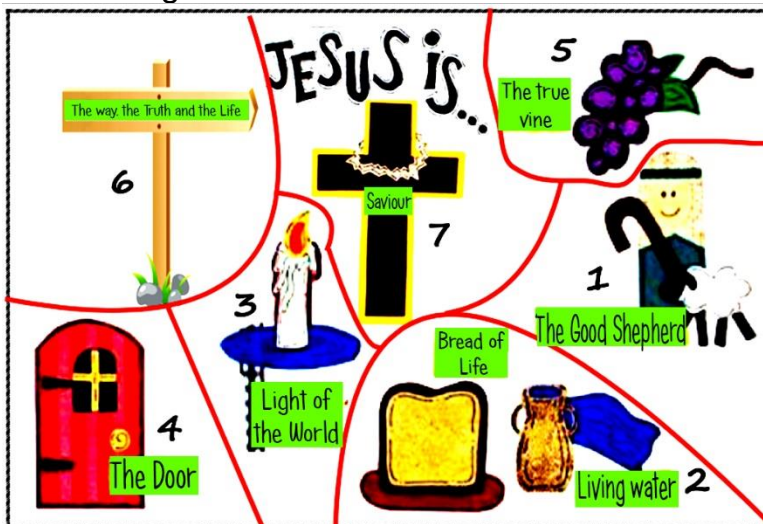


Narrator	<p><b>FREEZE</b> (<i>quickly exit if can</i>)</p> <p><b>And that's just what <i>the</i> Good Shepherd did for each of YOU!</b></p> <p>When Jesus said "I AM THE GOOD SHEPHERD" He was telling us that</p> <ul style="list-style-type: none"> <li>- He knows us</li> <li>- and He wants us to know Him.</li> <li>- He rejoices when we come to Him rather than being lost in our sin</li> <li>- He is the one that forgives us</li> <li>- He is the one that is strong and looks after us when we are weak.</li> <li>- Jesus is the one that saves us. He laid down His life for us. And because of Jesus our Good Shepherd we get to spend forever and ever and EVER with Him in Heaven one day. Isn't that amazing?</li> </ul> <p><b>The Bible says we are His sheep and if I am a sheep then I choose Jesus as my Good Shepherd. What about you?</b></p>
----------	--

### 3) Bible Story + Lesson

In our skit today we learnt that Jesus is our good shepherd. It is He and He alone that we should be following.

But Jesus is so SO much more than just an amazing shepherd. Let us look closer at all the things that our wonderful Jesus is to us.



(Cut out the picture of the "I Ams" into a puzzle and build up your poster as you explain each one.)

Can you believe that there are over 90 verses in the Bible that describe the I Am's of Jesus! That is a lot but for today we will look at the 7 that sum up how Jesus provides for us everything we could possibly need.

With Jesus we have absolutely **everything** we need! There is not one thing missing. (Go through each of them.)

1. Jesus is our Good Shepherd: When we follow Jesus He will take good care of us, like in the skit.
2. Jesus is the Bread of life & the Living Water: He provides us with absolutely everything we need, physically and spiritually.
3. Jesus is the Light of the world: He shows us the right way to go and the right thing to do in a world that is often confused and immoral.
4. Jesus is the Door: The only way to get to the God the Father is to go through Jesus, His son.
5. Jesus is the Vine: With Jesus we never need to worry, He will bless us and allow us to do great things. We need only be grateful and tell others about


what He has done for us.

6. Jesus is the Way, the Truth and the Life: We can always trust, obey and believe in His everlasting love and grace.
7. Jesus is our Saviour, He is the Resurrection & the Life: When we believe in Him we will have eternity in Heaven.

Sadly some people don't know that Jesus is all these wonderful things and they are trying to live without Jesus. Let's look at these two tables or trays:

*Set up two tables or trays. You can use the pictures as a background for each one. On the one with the desert background, you should place items that are opposite to all the I Am's (a candle but no matches, a door with no handle, an empty bunch of grapes, a flock of sheep without a shepherd, an empty bottle of water, an empty plate, a confusing sign post)*

*On the other tray you can have the paradise background. Place the items from the hands-on earlier. Now make the comparison with the kids.*



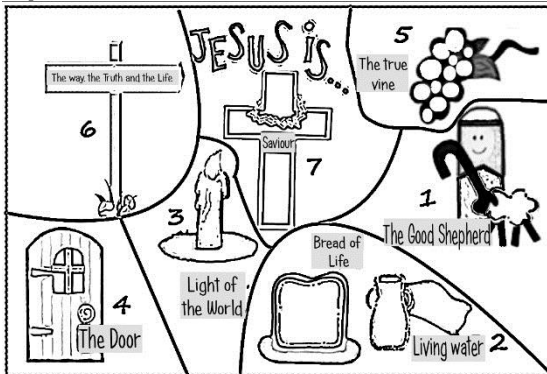
Which one would you choose to live in? Can you imagine trying to live in the place where there is no food or water or life? Can you imagine being lost in the darkness all the time? Only having yourself to rely on? Can you imagine how difficult life would be without Jesus? That is why it is up to each one of us to tell others about this wonderful Jesus and all He has done for you!

#### 4) Questions and discussion points


- What does Jesus, the Good Shepherd mean to you?
- Do you understand what is meant by the rest of the “I Am” statements in the puzzle?
- How would you answer if someone asked you why they should choose to follow Jesus?

#### 5) Craft

**Option 1: Children colour in and cut out the “I am” puzzle.**



**Option 2: What is the Good Shepherd?**



**Option 3: Colour page activity**





## Lesson Six: Jesus is our King

### Main focus for the lesson:

- Jesus has authority over everything
- Jesus is the king of kings
- Miracles of Jesus

### 1) Memory Verse

- Matthew 28:18

And Jesus came up and spoke to them and said ***“All authority has been given to Me in Heaven and on Earth.”***

### Idea to teach the memory verse

Each time you say the word “INSTANTLY” in the Bible lesson have the children repeat the memory verse:

***“All authority has been given to Jesus in Heaven and on Earth.”***

Thereafter explain how Jesus has authority over all ... time, sickness, nature and even death.

### 2) Hands on

#### 2.1) What is a king?

Choose a volunteer and ask the children how would you treat this person if they were a king. Get different clothes, hats, food, speech bubbles what you would say to them and what they would say to you, a throne etc for them to choose from.

Get the now dressed king to give instructions and get everyone to obey. As a contrast get a leader to pretend they are king (dressed as a jester)— but no one must obey him.

Conclude that a king is someone that is important and rules over a nation and the nation listens to what the king says. Jesus is our king and is the one who rules over Heaven and Earth and we need to listen to what He says.

#### 2.2) Miracle rice bag

Fill Ziploc bags with some rice and the following “miracle cards”. On arrival see how many the children can find.

When you are discussing John 21:25 below explain that although we found a lot of pictures of the miracles Jesus did – Jesus actually did and is still doing even more than the grains of rice in the bags!





### 3) Bible Story + Lesson

The Bible tells us of many miracles that Jesus did while He was on Earth. But these recorded are only just a few of them! In fact John says in John 21:25 *Now there are also many other things that Jesus did. Were every one of them to be written, I suppose that the world itself could not contain the books that would be written.* Now that's a lot!

Do you think because Jesus isn't a man on Earth any more He has stopped doing miracles? NO WAYS. Jesus does the "impossible for man" every day!  
But why does Jesus do these miracles? What do they show us about Him?

Miracles firstly show us how much Jesus loves us as He brings healing, life and provision like no one else can.

Miracles mostly show us how great Jesus really is as there is no way people could do these things on their own. Miracles show that Jesus has authority over everything. That means that He rules over everything. He is the king over all.


**Divide the children into smaller groups and have them work out what miracle Jesus did by the clues given. If time allows let them briefly tell or act out the story of what their group's miracle.**

#### Group one:

Compare the two posters. Cross off all the pictures that can be found on both posters. (the answer is Jesus turned water to wine – John 2:1-11)



**Group two:**



Write the Bible reference written on the back. *Matthew 9:20 (Jesus heals the woman with blood issue)*

Cut the picture up for the children to rebuild as a group.

**Group three: Mark 4:35-41 (*Jesus calms the storm*)**



Each child in the group gets a picture and has to explain it to the rest of the group without showing them. Together they must try work out what miracle it is.

Older children can be limited to what words they can use (e.g. can't say boat, storm, Jesus etc). These can be written on the card

They can lay their pictures face down in the order they think the story is before then revealing it to everyone.

**Group four:**

Cut up the cards so they have to work out the order of the comic strip.



John 11:1-44

### **Conclude:**

Get the children to repeat the memory verse each time you say the word INSTANTLY:

***“All authority has been given to Jesus in Heaven and on Earth”***

Each of these miracles shows us that Jesus rules over everything. That means He has authority over all - He is the King of all Kings!

If I had changed water to wine ... I would have to plant some seeds, water the vine until the grapes grew, wait for them to be juicy and ripe, squish them, ferment them and finally have some wine. So to make a good wine it would take me about a year. And how long did it take Jesus? INSTANTLY!...**all authority** ... Jesus has authority over time and nature.

Somebody that is sick would need a day or two at least for medicine to kick in ... but this lady had been sick with a blood issue for **12 years!** And just by touching the hem of Jesus' garment she was healed! INSTANTLY! ... **all authority** .... Jesus has authority over all sicknesses.

*Tell the children to stand up, spin around and sit down.* WOW. I'm pretty impressive. I can talk to you and you then listen and obey what I said... but wait a minute. Who did Jesus speak to in this next miracle? The storm! With the simple words "Quiet. Be still!" the wind, the waves and the storm completely stopped! INSTANTLY!...**all authority** ... Jesus has authority over nature.

Can you remember **how** many days Lazarus had been dead for? **4 days!** Everyone thought Jesus was too late but Jesus called to Lazarus and Lazarus walked out of the tomb and was alive INSTANTLY! ... **all authority** .... Jesus has authority over life and death! In fact Jesus is the only way we can have eternal life in Heaven.

And these are only 4 of the many many miracles Jesus has done. But I want to tell you one thing Jesus doesn't have authority over! Can you guess what it is?

Jesus doesn't have authority over our choices. Not because He couldn't have but because He has given this authority to us.

Jesus wants and asks and in fact pleads for us to follow, love and believe in Him but in no way does He force us. He has given us the authority to choose.

Have you chosen Jesus as your king? Do you let Him rule your life, decisions even your words. There is no greater king than Jesus and choosing Him to be King of your life is the best choice you can ever make.

#### 4) Questions and discussion points

who is the King of your life?

who are you listening to? Tv, friends, peer pressure vs Truth, the word, mentors

What choices are you making? Good and bad.

#### 5) Craft

Encourage children to take crafts home and use them to teach the lesson

##### Option 1:

Cut out the dotted line on the A4 front page. Cut out the circle and place it behind the A4 and using a split pin the children are able to turn the back and reveal the miracles Jesus did.


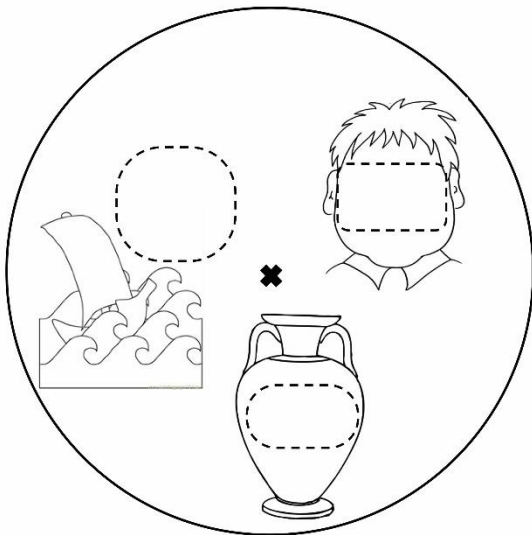
### Jesus is king over everything!

"And Jesus came up and spoke to them and said,

**"All authority has been given to Me in Heaven and on Earth."**

"They were terrified and asked each other,  
"Who is this? Even the wind and the waves  
obey him!" Mark 4 vs 41

"Yes Lord, I believe!" the Man said. And he  
worshipped Jesus."  
John 9 vs 38



"This miraculous sign at Cana in Galilee was the first time Jesus revealed His glory.  
And His disciples believed in Him."  
John 2 vs 11

##### Option 2: Colour page Jesus is King





## Lesson Seven: Jesus became our humble servant

### Main focus for the lesson:

- Jesus humbled himself (became a servant) even though He is the King
- Jesus washes the disciples feet to demonstrate the servant heart
- We are to become servants of God just like Jesus did by serving God's people

### 1) Memory Verse

- Mark 10:45

***For even the Son of Man did not come to be served, but to serve, and to give his life.***

#### Idea to teach the memory verse

Show the children the pictures and ask them what each person is doing. The waiter is **serving** the people food, the nurse is **serving** the patient by helping her keep well, the janitor is **serving** the people by tidying up their mess.



All these people could be called **servants** because they are doing things for other people. The Bible tells us that Jesus, even though He is the King of all Kings, didn't come to be served but instead to **SERVE!** Jesus gives us the things we need. Jesus looks after us and gives us life. Jesus cleans up all our sins.

Let's learn the verse.

**Little ones:** Start by standing up tall. Reach your arms up to the sky pointing to God  
***"For the Son of Man"***

Shake your finger ***"Did not come"***

Cross your arms ***"To be served"***

Bow with arms outstretched and palms up ***"But to serve"***

Now go down onto your knees ***"And to give His life."***

**Junior youth :** Get into groups of five. Give a crown to each group. Let the children sit in a circle with legs crossed. The first child says the first part of the verse and then passes the crown to someone in the group. That person who has been handed the crown then says the next part of the verse and so on until the whole verse has been said. As they get to know it they can pass the crown to anyone in the circle.

### 2) Hands on

**2.1)** Kids find crowns with the pictures of kings printed on them and a fact. (*Remember to choose facts that are age appropriate*) They have to decide if they were good kings or not. The leaders then tell the story about the cruelty of each king and how their actions were all about themselves NOT their people. The opposite compared to Jesus.



**AHAB & JEZEBEL**



**HEROD ANTIPAS**



**PHARAOH**



**KING HEROD**

### **AHAB & JEZEBEL**

- Ahab & Jezebel worshipped false gods like Baal and built temples to them.
- They would kill people who would not worship the false gods or obey them.
- They killed Godly prophets and looked after false prophets.

### **KING HEROD**

- King Herod was so evil that when he heard that a new king had been born who would be the king of the Jews, he had every single first born baby boy killed because he didn't want anyone to be greater than him.

### **HEROD ANTIPAS**

- Herod Antipas was the son of evil King Herod.
- He stole his brother's wife.
- He ordered John the Baptist to be killed (beheaded).
- When Jesus was arrested and stood before him, he mocked Jesus!

### **PHARAOH**

- Pharaoh captured the Israelites and forced them to work as slaves, building his great kingdom and palaces.
- They suffered terrible treatment while under his rule. Beaten, starved, harsh conditions.

**2.2)** A leader dresses up like a king and walks around the children while they are doing the activity above acting like a bad king. He can shout things like "MAKE WAY!" "BOW DOWN FOR THE KING!" "KISS THE ROYAL RING!" "RUB MY ROYAL FEET!" "BRING ME SOME JUICE IN MY ROYAL CUP!"

While this is going on the other leaders can comment to the children about how rude this king is being and how demanding etc.

### **3) Bible Story + Lesson**

How should a king act? How did that king that was walking around today act? Do we expect a king to sit on His throne? Order people around? Be brought gifts? Wear robes? Wear a crown? Let's look at one of the most expensive crowns ever made for a king. (*Who was the King of Denmark which by the way is a teeny tiny little country which could fit into our beautiful country about three times!*)

*Show the picture of the golden crown.*



Oh wow! It's made of gold, it's full of jewels and pearls, it really must be quite heavy!

How do you think that king felt when he had that crown on top of his head? (*great, awesome, powerful*)

How do you think other people treated him when he was wearing it? (*with respect*)

What can feeling powerful do to a person if they **don't** have a relationship with Jesus? Can you remember what we learnt about the evil kings from the Bible?

- They used their power to be self-serving and selfish
- They made cruel decisions even killing people who didn't agree with them
- They worshipped power, money and false idols
- They praised themselves, threw great parties in their own honour and even built huge statues as monuments to themselves
- They did not learn from their mistakes and often had a bad ending to their lives
- They didn't care about or LOVE their people!

BUT we know a king who is the opposite of all these things, don't we? And He's not just any king but the **KING OF ALL KINGS!** The one who created the world. **JESUS!!**

Jesus came into the world as a little baby and had to grow up just like you all did. He was never treated like the son of a king and yet He actually was the Son of God! He should have been sitting on a throne and being served day and night BUT do you know what? Jesus served!

Let's read the story in the Bible where Jesus washes the disciples' feet.

**John 13-15** (The Message) Washing His Disciples' Feet

**13** <sup>1-2</sup> Just before the Passover Feast, Jesus knew that the time had come to leave this world to go to the Father. Having loved His dear companions, He continued to love them right to the end. It was supertime. The Devil by now had Judas, son of Simon the Iscariot, firmly in his grip, all set for the betrayal.

<sup>3-6</sup> Jesus knew that the Father had put Him in complete charge of everything, that He came from God and was on His way back to God. So He got up from the supper table, set aside His robe, and put on an apron. Then He poured water into a basin and began to wash the feet of the disciples, drying them with his apron. When he got to Simon Peter, Peter said, "Master, *you wash my feet?*"

<sup>7</sup> Jesus answered, “You don’t understand now what I’m doing, but it will be clear enough to you later.” <sup>8</sup> Peter persisted, “You’re not going to wash my feet—ever!”

Jesus said, “If I don’t wash you, you can’t be part of what I’m doing.”

<sup>9</sup> “Master!” said Peter. “Not only my feet, then. Wash my hands! Wash my head!”

<sup>10-12</sup> Jesus said, “If you’ve had a bath in the morning, you only need your feet washed now and you’re clean from head to toe. My concern, you understand, is holiness, not hygiene. So now you’re clean. But not every one of you.” (He knew who was betraying Him. That’s why he said, “Not every one of you.”) After He had finished washing their feet, He took his robe, put it back on, and went back to his place at the table.

<sup>12-17</sup> Then he said, “Do you understand what I have done to you? You address me as ‘Teacher’ and ‘Master,’ and rightly so. That is what I am. So if I, the Master and Teacher, washed your feet, you must now wash each other’s feet. I’ve laid down a pattern for you. What I’ve done, you do. I’m only pointing out the obvious. A servant is not ranked above his master; an employee doesn’t give orders to the employer. If you understand what I’m telling you, act like it—and live a blessed life.

Jesus showed his disciples and us what it means to serve one another by washing their feet and encouraging them to serve each other and others. He didn’t only tell them how to serve but **SHOWED** them.

*(older children can look up the a verse and tell the rest of the class how Jesus served)*

- He laid hands on the sick when no else would touch them *(Luke 4:40)*
- He had meals with sinners and people who had been rejected by their community. *(Matthew 9:10)*
- He provided meals for people when they were hungry *(John 6:1-14)*
- He comforted people who were sad and suffering *(Luke 7:13)*
- He prayed for others and for us *(John 17:20-22)*
- He loved the children around Him, never chasing them away. *(Mark 10:16)*
- He forgave people, even though they didn’t deserve forgiving. *(Luke 23:34)*
- He stood up for people even if it meant He could get in trouble *(John 8)*
- He taught others and travelled all over the place just so others could hear the truth. *(Matthew 9:35-38)*

**No other king served his people like that!**



So I don’t know about you but I think that our Lord Jesus should have had the most awesome crown ever made, full of jewels and gold! But he didn’t. Let me show you a picture of the crown that he wore... *(show the crown of thorns)*

**Now that’s what I call love!**



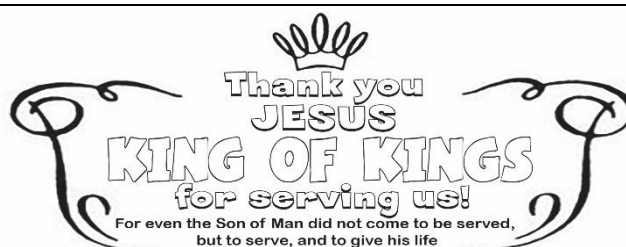
#### 4) Questions and discussion points

- Do you know someone who has a servant heart?
- Can you remember some of the evil things the bad kings did? (*Selfish, cruel, self-serving, praise themselves, uncaring, worship idols and power*)
- How is Jesus different to those kings? (*Humble, served others, worshipped God, praised God, loved people, generous, kind, caring*)
- How did the simple act of feet washing show the disciples what Jesus meant by being a servant?
- How did you feel when you saw the crown of thorns after seeing the golden jewelled crown?

#### 5) Craft

##### Option 1: King of all Kings Crown

Children decorate a crown that says "thank you for serving us" as well as the memory verse.



##### Option 2: Wash your friend's feet.



Children draw the outline of someone else's feet with a black koki on cardboard. Cut them out & stick them into the little plastic bowl. Put crunched up plastic wrap and a piece of paper towel into the bowl too. Place the verse Mark 10:45 printed on a strip of paper into the bowl too.

##### Option 3: Humble Servant Crossword Puzzle and activity page

###### SERVANTHOOD ACTIVITY PAGE

Jesus became our humble servant

**ACROSS**

- Jesus had a crown made of these.
- A person who puts the needs of others above his or her own.
- Evil kings often \_\_\_\_\_ idols like baal.
- the word that describes a person who is not full of pride.
- "For the Son of Man did not come to be \_\_\_\_\_."
- Keeping things for yourself and not sharing makes you a \_\_\_\_\_ person.

**DOWN**

- Bad kings often had big parties and had these made in honour of themselves.
- Jesus washed the feet of His \_\_\_\_\_ to demonstrate how to serve others.
- Jesus gave his life so that we could have eternity with the Father, He became the \_\_\_\_\_.
- Evil kings would punish people who did not agree with them, this made them feel \_\_\_\_\_.
- An accessory worn by a king to show his authority.

**WORD BANK**

CROWN    DISCIPLES    SELFISH  
SERVANT    STATUES    SERVED  
THORNS    WORSHIPPED  
HUMBLE    POWERFUL  
SACRIFICE

There are many qualities that God wants us to have so we can serve others. Find them in the word search below.

L	U	F	E	C	A	E	P	G	L
H	O	H	U	M	B	L	E	E	U
U	B	V	R	E	R	E	S	N	F
M	D	N	I	K	D	T	P	T	Y
C	A	R	I	N	G	C	E	L	O
E	R	A	W	A	G	K	N	E	J
L	C	E	T	N	E	I	T	A	P
R	E	S	P	E	C	T	F	U	L

###### Wordbank

Loving	Patient	Kind	Caring	Respectful	Joyful
Peaceful	Gentle	Humble	Aware		

###### BRAINSTORM...

God wants us to serve the people around us: in our families, church, schools, and community. For each category, write down a way you could serve under the given circumstance.

- FAMILY**
- A parent is sick: \_\_\_\_\_
  - A sibling is frustrated: \_\_\_\_\_
- CHURCH**
- An elderly person needs a place to sit: \_\_\_\_\_
  - A small child is lost and crying: \_\_\_\_\_
- SCHOOL**
- A classmate is alone at recess: \_\_\_\_\_
  - Your class keeps misbehaving: \_\_\_\_\_
- COMMUNITY**
- There is a new kid on your street: \_\_\_\_\_
  - There is trash on the ground at the park: \_\_\_\_\_

## Lesson Eight: Jesus is our saviour

### Main focus for the lesson:


- The Old Covenant showed the need for a saviour
- The New Covenant shows God's love for us and gives us eternal life through believing in Jesus
- Jesus is the only one that can save us

### 1) Memory Verse

- John 3:16

***For God so loved the world, that He gave His only Son, that whoever believes in Him should not perish but have eternal life.***

### Idea to teach the memory verse



Cut the following into 12 cards and pin 2 or three to each of the teachers. As the children arrive they can try and work out what the verse says.

Later gather all the children together and choose 6 volunteers... pin a card on the front and the back of them in order.

E.g

Child 1 Front = **4** Back = **GOD**

Child 2 Front = **so loved** Back = **the world**

Child 3 Front = **that he gave** Back = **His only son**

etc

As the children say it the volunteer spins around to show the next one getting faster and faster each time.

### 2) Hands on

#### 2.1) Skit: Grace

A leader comes out with a plate of cookies and tells Joe, Sam and Pat that they are all invited to a party. He elaborates how amazing the party will be but there is one rule... if anyone has even a crumb of one of the biscuits they have to be punished... which they all agree as fair. The punishment will be that they don't get to go to the party and have to stay home and clean the whole house.

Each of them come to the cookies and ask the children for advice what they should do and what the rule is. Joe decides to have just a crumb. Sam says he'll have a whole cookie because someone has already taken a crumb so it's ok if he has too. Pat sees cookies are missing but decides not to take even a crumb.

When the adult returns he's very sad as someone has to be punished ... that is the rule. He asks the children who took the cookie? Pat says it was him and he'll stay home and take the punishment.

When the adult leaves Joe and Sam come to Pat and ask him why did he take the punishment for them, he didn't have a cookie. Pat explains ... there was nothing they did that deserved him taking the punishment but it is his gift to them. He showed them grace just like Jesus did. Joe and Sam are so thankful to Pat and promise to try their best to not break the rules again.

## **2.2) God's grace by Kids 4 Christ**

<https://www.youtube.com/watch?v=EXCBHK6FPEw>

### **3) Bible Story + Lesson**

(A visual demonstration of making a contract/covenant makes it easier for the children to understand)

Let's say you wanted to buy a house today, the person selling it and the person buying it would both sign a piece of paper called a contract. The contract has all the rules written on it like how much you need to pay, what the house has in it etc. If either person didn't keep the rules then they would be breaking the law. There would be consequences like paying a big fine or maybe even going to jail.

Long ago people didn't have pieces of paper called contracts but instead they used to make something called a covenant or a promise. And instead of using a pen this is how they would sign it...

- They would swop coats as a way of saying I offer my life to you if I don't keep this promise
- Their belts often held their weapons and so they would take them off and give them to the other person as a way of saying if someone attacks you then your battles will be my battles too.
- They would even use their blood as a way of saying if I do not keep this promise I am willing to die.

Everyone knew how important it was to have a covenant with someone and they knew how hard they would have to work to make sure they kept it – or else it could cost them their lives.

In the Old Testament of the Bible we read that a covenant was made between God and the Israelite people. The Israelites were required to obey God and keep His laws and in return God would protect them and bless them. The covenant was written on stone and is spoken about as being "glorious". People wanted to have this covenant with God but time after time they broke God's rules. So what did that mean if they broke the covenant? (*their life*)

(Act out someone trying to keep all rules but breaking them and then having to sacrifice an animal – which was seen as money and food. Show that they worked really hard but come to realise that they are going to need some help.)

God made a way to save them ...through their works and by making animal sacrifices daily on behalf of their sins... God would forgive them.

Romans 3:20 tells us that ***through the law we became conscious of our sin.*** The people had to work harder, make more sacrifices and still they kept on breaking the laws. It became absolutely clear that no one was righteous before God and that they were unable to save themselves. Their works were not good enough. This covenant showed the people that they needed a saviour!

*(build the verse where everyone can see as you explain the following)*

But **GOD SO LOVED THE WORLD** that even while this Old Covenant stood God had planned the New Covenant. And it doesn't say God loved the good people, or the people who worked really hard it says He loved the world. That means He loves everyone no matter how much we have sinned.

And He loved us so much **THAT HE GAVE HIS ONE AND ONLY SON.** If I had flashing neon lights I would put them all around the word "gave" as so often we think of Jesus' life as being taken when in actual fact it was given to us as a gift. The saviour that had been promised so long ago has been given.

**THAT WHOEVER BELIEVES IN HIM SHOULD NOT PERISH BUT HAVE ETERNAL LIFE.**

The Israelite people broke the old covenant all the time and so they should have perished (or died). By breaking the covenant it was their life that was supposed to be taken. It was their fight they were supposed to be fighting. It was their blood that was supposed to be shed. But Jesus our saviour gave His life, He fought our fight and He **WON!**

When we sin (even a small lie, or disobedience) we cannot have eternal life **UNLESS** (what do we have to do?) **BELIEVE!** If we believe in Jesus and our hearts love Him and ask for forgiveness then our sins are taken away.

The Old covenant has served its purpose ... it showed us that we need a saviour and now it has been replaced by God's New Covenant with us - that He will forgive the sin of those whose hearts love and believe in Jesus.  
**Jesus is our Saviour!**

Using the scrolls describe the difference between the old and the new covenant ...

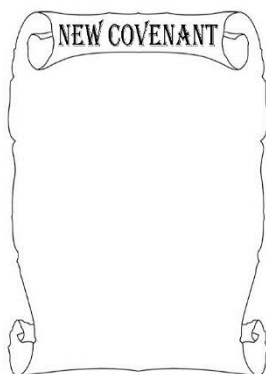


#### 4) Questions and discussion points

- If God knew we would break the first covenant why did He make it? (*one of the reasons was to show us that we needed a saviour*) Romans 3:10-11,20
- What is the New Covenant?
- Will the New Covenant end? (*old has been replaced by the new and the new will last forever*)
- Do you think God would ever break the covenant? (*Never, Bible says He cannot tell a lie*)

#### 5) Craft

##### Option 1: Old vs New




Had an end	Lasts forever	Written on stone
Works	Grace	Written on our hearts
Glorious	Even more Glorious	Showed we need a saviour
Animals sacrificed daily	Jesus sacrificed once	Jesus is our saviour

Children can work individually or in groups to create a large version of the following craft to display in the classroom, where they stick/write only the words that describe the New Testament on the scroll.

##### Option 2: John 3:16 Verse Cards

Encourage children to colour, cut and rebuild the verse so they can display it at home and teach their families what they learnt about the verse.





## Lesson Nine: Jesus is life

### Main focus for the lesson:

- Jesus is alive
- Jesus will return
- Jesus is the only way to eternal life

### 1) Memory Verse

- John 14:6

***I am the way the truth and the life, no one comes to the Father accept through me.***

### Idea to teach the memory verse

Have the verse written without any spaces and see if they are able to work together to decode it. This can be done as an arrival activity where each child is handed a slip with the verse on it.

IamthewaythetruthandthelifenoonecomestotheFatheracceptthroughme

For younger children here is a worship song to help the children learn the verse

<https://www.youtube.com/watch?v=qWmTNaOhmZI>

### 2) Hands on

**2.1)** Have all the pictures from the term up on the wall and on the back of each one write the words in (brackets) below.



Say: This term we have learnt so much about who Jesus is. (*See how many the children can remember as you point to them.*) Today I am going to show you that through all these lessons Jesus shows us that He is LIFE.

**Here is a basic summary that you can elaborate on:**

#### ***Jesus is the Creator***

Jesus doesn't need anything to live. He just is alive. He was alive before the world was created and His power gave us life. (alive, gave us life)

***Jesus is the promised one*** A promise was made that the Messiah (or saviour) would come to save the people. Who met all the 355 promises made? JESUS. Jesus was the promised one that would save the lives of the people. (saves lives)

### ***Jesus is God's son***

Born as a baby Jesus lived a life on Earth for 33 years. He knows and understands the joys, worries, trials and challenges of everyday life. (lived as a man on Earth)

### ***Jesus is our teacher***

Jesus lived as the perfect example. His day to day interaction and love for people is the perfect example of how we should live. The Bible is filled with lessons Jesus taught about how we should live our lives such as to love God, pray, love one another, worship etc. (taught us how to live)

### ***Jesus is I am***

A life without Jesus would be as useless as a house without a door, a sheep without a shepherd or grapes without a vine. (We need Jesus to live.)

### ***Jesus is King***

Jesus has authority over all living things. The wind stops, the seas part, even rocks will sing praises to Him but He lets us decide how to live your life. (Jesus wants to be king of your life)

### ***Jesus became our servant***

Jesus is the king who chose to take off His crown and set it aside to live as a humble servant because He loves us. (a king that lived as a humble servant)

### ***Jesus is our Saviour***

Everything Jesus did was about life. Creating, teaching, living and then He died on the cross. It is easy to first think He has been defeated. He's lost the battle. **But that is not the case at all.** His death was a victory because it saved our lives. Because of Jesus our saviour we all can have eternal life. (only way to eternal life)

### ***Jesus is life***

But thankfully that is not the end of the story. We all know that Jesus came to life again and is still alive today seated on His throne living in Heaven! (overcame death and will live for eternity)

## **3) Bible Story + Lesson**

Three days later after Jesus was killed Jesus came alive again. Coming alive again is what made Him the perfect sacrifice – it meant that no person or animal ever had to die again for our sin. Isn't that amazing that Jesus would do that for us?

Do you know what Jesus did next? Did He go straight to Heaven and sit on His throne? I think that's where I would have gone.

But He didn't. He came back to Earth! Jesus hadn't finished everything that He needed to do. First He had to show himself to the people on Earth so that they could see that He had done what He had said He would do. He had defeated death and was alive! All those who believe in Him can now have eternal life with Him in Heaven.

After 40 days it was time for Jesus to go back to Heaven and be on His throne at the right hand of the Father but just before He ascended He gave the disciples one more instruction ... **tell everyone what you have seen, learnt and experienced about Jesus**... and remember the Holy Spirit will be with you to help you.

Acts 1:9 says

<sup>9</sup>After Jesus said this, he was lifted up into the sky. While they were watching, he went into a cloud, and they could not see him. <sup>10</sup>They were staring into the sky where he had gone. Suddenly two men wearing white clothes were standing beside them. <sup>11</sup>They said, “Men from Galilee, why are you standing here looking into the sky? You saw Jesus carried away from you into heaven. **He will come back in the same way you saw him go.**”

**Isn't that the greatest news ever ...  
Jesus will come back again one day!**

*For a bit of fun:*

*2 men enter standing staring up at the sky. Someone comes and asks what they are doing. They explain that Jesus has ascended into Heaven and they're waiting for Him to come back – but it's been quite a while now. The person then explains to them that there is so much more that Jesus needs them to do rather than stand there staring into the sky. They need to do what Jesus asked them to do ... tell others.*

*The 2 men then need help knowing what to tell people. Use each picture to help the children teach the 2 men all they have learnt this term about how amazing and great Jesus is.*

#### 4) Questions and discussion points

- a) Is Jesus alive? **YES**
- b) What do we need to do to live for eternity in Heaven? **Believe in Jesus**
- c) Will Jesus come back one day? **Yes** When? **Only He knows**
- d) What must we do until Jesus returns? **Believe in Him, love Him, tell others about Him.**

## 5) Craft

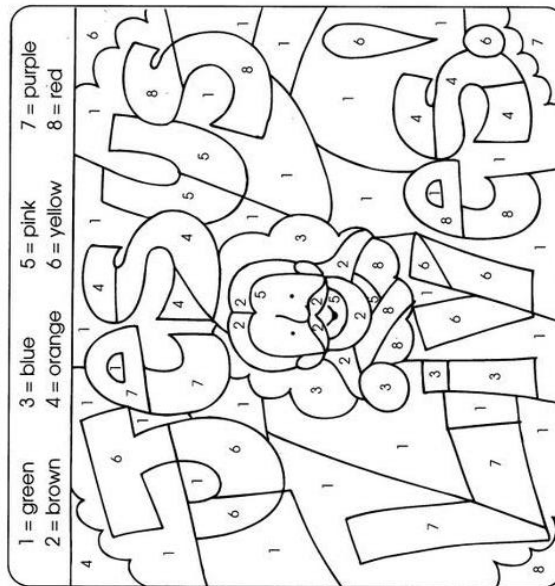
### Option 1:

#### Jesus Is Alive!

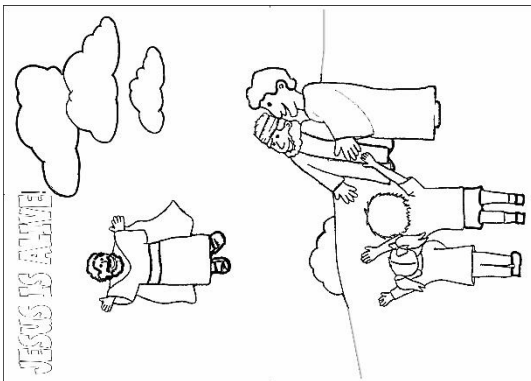
(John 20)

At the empty tomb, Mary Magdalene talked to a man. She thought he was a gardener. But then she saw that the man was really Jesus! He had risen from the dead and was alive again!

Color the picture using the code. Cut it out and tape it up so you can be reminded of this wonderful truth!




### Option 2:



Print the "Jesus is alive" picture back to back with the "Jesus is" pictures (colour or black & white optional)

Have the children play relay games to fetch each card and build them to tell the story of who Jesus is.

Once they are all built turn them over to reveal ... JESUS IS ALIVE!



### Option 3



Use biscuits or donuts to make an EMPTY tomb. Jesus is risen.

Decorate the paper plate with HE IS RISEN as well as the memory verse.