

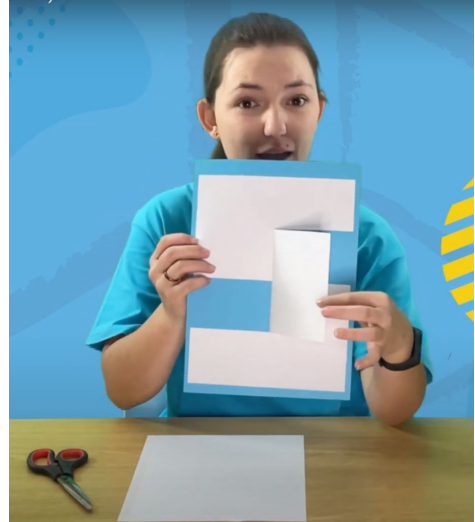
Impossible Craft!

Lesson Idea:

Matthew 19:26

26 Jesus looked at them and said, "With man this is impossible, but with God all things are possible."

Have a craft premade and ask the children to replicate it. Tell them that they can ask anyone in the room for help. You'll find the children will probably ask each other and not come to you for help.




Explain: Sometimes in life we can be faced with impossible situations, and it can feel like there is no solution. But the Bible tells us that with God all things are possible. You all asked your friends for help, but none of you/ only some of you asked me. I made the craft already, so I knew how to do it. I know the solution to your impossible situation.

In life we can often forget to go to God. He knows everything and He wants to help us in every situation.

Items needed per child:


- Piece of A4 paper (slightly trimmed)
- Piece of cardboard/paper
- Scissors (to share)
- Glue stick (to share)





Craft making instructions:

Link to video demonstration: <https://youtu.be/5fiWhBVu5Os>



1. Start with a full A4 piece of paper. Fold the paper in half lengthwise.





2. Open the page and cut to the crease on one side approximately in half.




3. Cut the opposite side, stopping at the crease approximately in thirds.



4. Flip only the bottom cut half over and re-crease it.



5. Push the third flap underneath the half to the other side.



6. Now stick it down onto a piece of cardboard. Looks impossible, doesn't it?