

# A HEART OF worship



# HEART OF WORSHIP



## Contents:

		Page:
<u>Teacher's letter</u>		Pg. 3
<u>Parent's letter</u>		Pg. 4
<u>Lesson 1</u>	Worship because God is worthy	Pg. 5
<u>Lesson 2</u>	Worship God with every breath	Pg. 12
<u>Lesson 3</u>	Worship God with your body	Pg. 19
<u>Lesson 4</u>	Worship God with your words	Pg. 24
<u>Lesson 5</u>	Worship God by obedience	Pg. 30
<u>Lesson 6</u>	Worship God above everything	Pg. 37
<u>Lesson 7</u>	Worship because you are forgiven	Pg. 40

## LETTER TO THE TEACHERS

As Teachers, we have such a responsibility to teach God's children His truth. God longs for all people, young and old, to know Him and to make Him known. This is quite daunting, but it is also such a privilege. Enjoy this privilege of teaching others about God and the wonderful Gospel of Jesus.

This term, the key characteristic we want to teach our children is how to worship. Worshiping God can be made to seem really complicated or even taken for granted. Our hope this term is to teach what the Bible reveals to us about worshipping God – and it says a lot.

Our desire is to teach the heart of worship. We want to reveal what genuine, Spirit-led, un-abandoned worship looks like and how we can display this worship in our lives.

I encourage you as teachers to spend time thinking about the scriptures and lessons on worship and apply them to yourself first. I believe that God wants to work in us as teachers as much as He does the children.

Have a whole lot fun dressing up and decorating the venue in a medical theme. Dr D will come each week to visit the children and explore how, why and when we worship God. On the first week each child will be given a "Doctor's Check-up" card and weekly they will receive the respective sticker of what they learnt about worshipping God. Through these lessons we want the children to understand what it is to have a "heart of worship" and more importantly that they actually put it into practice.

Below is the summary of weekly themes and the item on their "Check-up" card

Heart Rate	Worship because God is worthy
Lungs	Worship God with every breath
Body Fitness Test	Worship God with your body
Mouth	Worship God with your words
Ears	Worship God by obedience
Next appointment date	Worship God above everything
Debt due	Worship because you are forgiven



# CORNERSTONE Kids

## LETTER TO THE PARENTS

Being exposed to church life probably means that you and your family have witnessed times of worship. Throughout your life, you may have even seen many forms of worship, some that may seem strange and some that may seem ultra-formal. You would not be the first person if you scratched your head wondering what this “worship-thing” is all about and how exactly one is supposed to do it.

Well, this is our focus this term at Children’s Church. We want to teach the Heart of Worship. Worshiping God can be made to seem really complicated or even taken for granted. Our hope this term is to teach what the Bible reveals to us about worshiping God – and it says a lot. We want to reveal what genuine, Spirit-led, un-abandoned worship looks like and how we can display this worship in our lives.

Our desire is for your children to get to know God more and fall in love with Him. From that place we want to explore how we can worship Him and ultimately how our daily living becomes an act of worship to God.

We encourage you parents to keep up to speed with your children because we are sure that they can teach you a few things from every week. The curriculum will be made available on the church website so please feel free to download it and continue to impart into your children’s lives the lessons scripture teaches us.

Worship together as a family, in the car, cooking dinner, whenever the chance comes. I can only imagine the joy God our Father will feel when He witnesses families worshipping Him.

N.B. Don’t forget to collect the weekly memory verses given as stickers to be added onto a medical chart your children will receive.

Enjoy the term. We definitely will.

The Children’s Church team

# Lesson One: Worship God because He is worthy

## Main focus for the lesson:

- Worship cannot be taught but is rather a response to recognizing just how GREAT and WORTHY God is
- Our worship comes from our heart
- Reading the Bible helps us learn about how great and worthy God is of our worship.



## 1) Memory Verse

- 1 Chronicles 16:23-31 Psalm 145:3

**“Great is the Lord and most worthy of praise”**

## Idea to teach the memory verse:

*Tip: This would probably work best after the Bible lesson has been taught*

Option1: Get the children to sit and think for a few moments why they love God. Let them all sit in a circle and have a chance to tell the group why they love God or think He is worthy of being worshipped. After each person mentions an attribute about God everyone says the memory verse.

E.g. I love God because He takes away my sins ... everyone replies **“Great is the Lord and most worthy of praise”**

- God made the earth ... Great is the Lord and most worthy of praise
- God is so big and powerful ... Great is the Lord and most worthy
- God healed my granny ... Great is the Lord and most worthy


Option 2: **See craft 1**

## 2) Hands on

### Perform the following game/skit:

#### 2.1) Theme Introduction

- Dress up and decorate the venue in a medical theme
- Cut up hearts and hide them around the venue
- As the children arrive pretend that you need their help in doing “heart surgery”. They need to find the hearts and join them together to try and read what they say.
- During the large group session ask the children to try and guess what the theme is. Bring one of the hearts and explain that when we worship God it is with our **whole** heart.



## 2.2) Skit: Worship is a reaction when we recognise who God is.

Mark	(Mark rushes around doing push ups, then lifting weights, twirling, doing some ballet moves, all while singing scales)
Jane	Hi Mark. <i>What</i> are you doing?
Mark	Do you know what our theme at Cornerstone Kids is this term! <b>It's WORSHIP!</b>
Jane	That's amazing. I love worshipping God but that still doesn't explain what you are doing?
Mark	(stumbling and over exaggerate) Well I'm practicing, watch. First you lift your arm... no no it's lift both arms, then you close your eyes and then you have to step right first then left ... or is it left then right um – I always get that mixed up ... and then cross your legs and do a spin kinda turn thing ... oh yes and then you've got to sing all the words ... oh no I've forgotten the words!!! Man! I'm never gonna get this right
Jane	Don't worry Mark. That's not how you worship.
Mark	It's not?
Jane	Worshipping God isn't just singing, dancing and playing music. It's so much more than that. Do you want me to teach you a super important lesson about worship?
Mark	I sure do! Would you, would you please?
Jane	Okay, so stand up straight and look forward.
Mark	Stand up straight and look forward. I can do that
Jane	( <i>sneaking up quietly behind him give Mark a big fright</i> ) <b>BOO</b>
Mark	( <i>overreact to the fright throwing hands up ,jump, bend over, catch breath etc</i> ) <b>AHHHHHHHHHHHHHHHHHHH</b> . Phew Jane you gave me a fright!
Jane	Perfect! Now do you understand what worship is all about?
Mark	( <i>scratching head</i> ) Uhhh, no?
Jane	Well what happened when I gave you a fright?
Mark	( <i>react what happened as you talk</i> ) All of sudden I shouted, I jumped, I threw my arms up, I bent over – I couldn't stop myself it just happened. It was a natural reaction.
Jane	Exactly. Worship just happens! When we focus on who God is and all that He has done we can't stop ourselves – we want to sing and shout about how amazing He is and jump up and down. It's a natural reaction. We worship God because He is so worthy.
Mark	Oh God is so worthy. God is so great. I love Him so much. Like I learnt last term – He's my courage, my faith, my love, my hope ... God is my LIFE! <b>I LOVE YOU GOD!</b>
Jane	Excellent Mark! Now you're worshipping God!
Mark	I am? Was it worship time? I didn't hear any music
Jane	Worship is a response to God's greatness. There are so many different ways to worship God and you can worship God all day every day!
Mark	If all I have to do is think about how great and worthy God is – worship is going to be easy. Now I'm really excited about this term! I can't wait to learn more about worshipping God!

### 3) Bible Story + Lesson: Psalms- Why do we worship God?

Today I have a question written up on this piece of cardboard and I would like you to help me answer this very important question. The question is **“Why do we worship God?”**

(You may need to give the children an explanation of what “worship God” means. *When we worship something we are treasuring or valuing it above all things. If I worship God I put Him above all things. I am making it clear that He is more important than anything else. The things I say, do, pray, give, time I spend etc. can all show that God is above everything and are all acts of worship*)

Let the children offer their opinion. Say: You have all given me some great reasons why you think we worship. So how will I know what you are saying is true? Should I look it up on Google and check? Do you think there is a better place I can look to make sure I find out what the right answer is? **(The Bible)**

In the Bible we have a book called Psalms. A Psalm is like a song or a poem and it is written with the purpose of worshipping God. Let’s search in Psalms to see what we can learn. Why were the psalmists worshipping God?

- **Make the cards**

*Before the class cut along each double line and fold on the dotted line to make little cards with the picture on the front and the relating verses behind.*

- **Highlight a verse**


*Make duplicates for each card and highlight a different verse on each card*

- **Hide the cards**

*Slip the verses into the pages where the highlighted verse can be found. This can be in one or many Bibles.*

- **Search for the cards**

Let the children page through Psalms to find a card. Older children can take the card and look up the verse in their Bible. For younger children read the verse to them and get them to try and work out what it teaches us about God. Let the next child turn the pages to find the next card.



Unfailing Love

Psalm 36:5-7  
Psalm 66:16-20  
Psalm 118:2  
Psalm 138:1-2  
Psalm 145:8



King over all the earth

Psalm 24:10  
Psalm 47:1-2  
Psalm 47: 6-7  
Psalm 145:13



Protecting shield

Psalm 3:3  
Psalm 5:11-12  
Psalm 7:10  
Psalm 66:8-9  
Psalm 146:9



Creator of all things

Psalm 19:1  
Psalm 104:24  
Psalm 139:13-14  
Psalm 145:9  
Psalm 146:6



Answers our prayers

Psalm 6:9  
Psalm 118:5  
Psalm 138:3



GOD of Miracles

Psalm 66:5  
Psalm 105:2  
Psalm 105:5  
Psalm 145:5  
Psalm 146:8



God is GREAT

Psalm 40:16  
Psalm 66:1-4  
Psalm 145:3  
Psalm 147:5



In Psalms we read about **who God is and what He has done!**

What did you learn? *Use their answers to fill in the cardboard sheet with the heading “Why we worship God?” and stick the pictures as a reminder.* Look how much we have learnt and this is just from ONE BOOK in the Bible. **There’s so much more we can learn about God**

**The most important thing we learnt today is ...**

**We worship God because HE IS WORTHY of our worship.**

**Bible Verses (NLT)**

<b>Unfailing love</b>	
Psalm 36:5-7	Your <b>unfailing love</b> , O LORD, is as vast as the heavens;
Psalm 66:16-20	Praise God, who did not ignore my prayer or withdraw his <b>unfailing love</b> from me.
Psalm 118:2	His faithful <b>love</b> endures forever
Psalm 138:1-2	I praise your name for your <b>unfailing love</b> and faithfulness
Psalm 145:8	The LORD is merciful and compassionate, slow to get angry and filled with <b>unfailing love</b> .
<b>King of everything</b>	
Psalm 24:10	Who is the King of glory? The LORD of Heaven’s Armies—He is the <b>King</b> of glory
Psalm 47:1-2	For the LORD Most High is awesome. He is the great <b>King</b> of all the earth.
Psalm 47: 6-7	Sing praises to God, sing praises; sing praises to our <b>King</b> , sing praises!
Psalm 145:13	For your kingdom is an everlasting kingdom. <b>You rule</b> throughout all generations
<b>Protecting shield</b>	
Psalm 3:3	But you, O LORD, are a <b>shield</b> around me;
Psalm 5:11-12	you surround them with your <b>shield</b> of love
Psalm 7:10	God is my <b>shield</b> , saving those whose hearts are true and right.
Psalm 66:8-9	<sup>8</sup> Let the whole world bless our God and loudly sing his praises. <sup>9</sup> Our lives are in his hands, and he keeps our feet from stumbling.
Psalm 146:9	The LORD protects the foreigners among us. He cares for the orphans and widows
<b>Creator of all things</b>	
Psalm 19:1	The heavens proclaim the glory of God.The skies display his craftsmanship
Psalm 104:24	O LORD, what a variety of things you have <b>made!</b> In wisdom you have <b>made</b> them all. The earth is full of your creatures
Psalm 139:13-14	You <b>made</b> all the delicate, inner parts of my body and knit me together in my mother’s womb. Thank you for <b>making</b> me so wonderfully complex!
Psalm 145:9	The LORD is good to everyone. He showers compassion on all <b>his creation</b>
Psalm 146:6	He made heaven and earth, the sea, and everything in them
<b>Answers prayer</b>	
Psalm 6:9	The LORD has heard my plea; the LORD <b>will answer my prayer</b>
Psalm 118:5	In my distress I prayed to the LORD, & the LORD <b>answered me</b> & set me free.
Psalm 138:3	As soon as I pray, <b>you answer me;</b>

<b>God of miracles</b>	
Psalms 66:5	Come and see what our God has done, what awesome miracles he performs for people!
Psalms 105:2	Sing to him; yes, sing his praises. Tell everyone about his <b>wonderful deeds</b> .
Psalms 105:5	Remember the wonders he has performed, his <b>miracles</b>
Psalms 145:5	I will meditate on your majestic, glorious splendour and your <b>wonderful miracles</b> .
Psalms 146:8	The LORD opens the eyes of the blind.
<b>God is great</b>	
Psalms 40:16	May those who love your salvation repeatedly shout, "The LORD is great!"
Psalms 66:1-4	Everything on earth will worship you; they will sing your praises, shouting your name in glorious songs.
Psalms 145:3	Great is the LORD! He is most worthy of praise! No one can measure his greatness.
Psalms 147:5	How great is our Lord! His power is absolute! His understanding is beyond comprehension!

Most of the Psalms in the Bible were written by David, and David would write different Psalms for different occasions. Sometimes David's Psalms would be full of grief and sadness as he cried out to God for help or justice. Sometimes David's Psalms would be full of joy and gladness as he acknowledged God's goodness and faithfulness.

The Psalms show us that no matter how happy, sad, joyful, or angry we are, we can always worship God because despite how we feel God is still God and He is still worthy of being praised.

How did David praise God? --- **WITH HIS WHOLE HEART!** (Psalm 103:1)

### **Psalm 103**

#### **A psalm of David.**

<sup>1</sup> **Let all that I am praise the LORD;  
with my whole heart, I will praise his holy name.**

<sup>2</sup> Let all that I am praise the LORD;  
may I never forget the good things he does for me.

<sup>3</sup> He forgives all my sins  
and heals all my diseases.

<sup>4</sup> He redeems me from death  
and crowns me with love and tender mercies.

<sup>5</sup> He fills my life with good things.

My youth is renewed like the eagle's!

David knew who God was and it was for this very reason he worshipped Him all the time – NO MATTER WHAT! The more time you spend reading your Bible and talking to God the more you will learn about who God is, what He has done and what His plans are. Your heart will want to worship Him more!

*Let the older children spend time paging through Psalms on their own to find any more characteristics about God that makes us want to praise Him. (e.g. salvation, forgiveness)*

#### 4) Learning outcomes

##### How does this apply to me?

- I worship God because ...

Make the lesson personal to the children of what characteristics they recognize in God and how that makes them want to worship Him.

- I worship God by ...

Let them also express the ways they can worship God making sure to remind them that it is not the actions or words that matter but that we worship with our hearts.

#### 5) Craft

##### Option 1: Heart of worship

##### See template provided.

Remind the children that worship comes from the heart. We need to fill our heart's knowledge about God and love for Him.

- 1) Cut out the heart template and stick it to the back of a paper plate
- 2) Cut a flap through both the heart and paper plate
- 3) Now staple another paper plate with the back showing. It must form a little pocket.
- 4) Children make smaller versions of cards and hide them in their hearts
- 5) Get them to all say the memory verse ...  
Great is the Lord and worthy to be praise because ... Let them pull out a card and try remember what they have learnt about God.



##### Option 2: Worship God our King See template provided



## Lesson Two: Worship God with every breath

### Main focus for the lesson:

- The focus of this lesson is for children to understand that as long as we have breath we can worship God.
- We want the children to be excited to know that they can worship God any time of the day or night and during any activity that they do, they don't have to wait to be in church to worship God.



### 1) Memory Verse

- *Psalm 150:6*

**‘Let everything that has breathe, praise the Lord.’**

#### Idea to teach the memory verse

Teach the children the verse with some actions. Then get them to do a different breathless exercise before repeating the verse Exercise options:

- Run on the spot for a few seconds
- 5 jumping jacks
- 5 Burpees etc

By now they should be pretty tired and all breathing heavily.

Then encourage them by saying: Well it's good to hear that you are all breathing and while we all have breath - **the bible tells us we need to PRAISE the LORD!**



### 2) Hands on

**Perform the following game/s:**

#### 2.1) Skit: have someone dressed up like a doctor or surgeon

Dr D	Good morning children. How are all of you today?
Children	Children reply
Dr D	I am Doctor D and I just love God so much. I have heard that this term you are learning about the Heart of Worship and so I thought I must come along and find out how I can worship God.  So last week you spoke about worship but something is really puzzling me.  I have been to church so many times and I have always enjoyed worshipping God at church, but I was wondering if that is the only time I can worship God?
Teacher:	Well Dr D you have come to the right place because that is exactly what we are learning about this morning. We are going to find out WHEN we can worship God.

	<p>But first we are going to play some games. Now these games are very exciting and they all focus on our breath. Dr D maybe while we are playing these games, can you give us some information about our breathing and how that all works? Seeing that you are the expert!</p>
Dr D	<p>I would love to. I think the lungs are one of the most amazing organs in the body. Children do you know where your lungs are situated in your body?</p> <p>Yes, that's right. They are right here under your rib cage and your heart fits nicely in between.</p>
Teacher	<p>Wow Dr D that is really cool. So before we start the games can everyone breathe in through their nose really deeply?</p> <p>You got it guys. And then out through your mouths.</p> <p>Well done.</p> <p><b>Let the games begin!</b>  <i>(Have these 3 games prepared beforehand with prizes for the winners)</i></p> <p><b>Game 1: Blow up the balloon fastest</b> (3 balloons needed)  Call up 3 children and see who can blow up the balloon first. The winner gets a prize. <i>(Give the blown up balloon to Dr D to hold)</i></p>
Dr D	<p>God is so amazing. He made it so that when we breathe in, the oxygen in the air is taken by our blood to all the parts of our body and when we breathe out the harmful carbon dioxide leaves our body.</p> <p>Did you guys know that if your lungs were spread out they would be as big as a tennis court? Isn't that amazing?</p>
Teacher	<p>Wow that is amazing! I wonder how God managed to get my lungs to fit into my body if they are that big!</p> <p><b>Game 2: Ping pong race</b> (3 straws; 3 ping pong balls needed)  Have 3 children come up and give each child a straw and a ping pong ball. Have them line up next to each other and they must blow the ball at least two meters to the end. Give the winner a prize.</p>
Dr D	<p>Do you know that we take about 16 breaths per minute which means about 960 breathes per hour which means about <b>23 040 breaths a day?</b></p> <p>How crazy is that, imagine if you had to count every time you breathed!</p>
Teacher	<p><b>Game 3: Jumping jack race</b>  Call up 3 children and ask them to do 10 jumping jacks. The person to complete all 10 first is the winner.</p>
Dr D	<p>Wow children see how you are breathing much faster than you were before the exercises.</p> <p>That is because your body needs more oxygen.</p>
Teacher:	<p>So Dr D you are telling us that in 1 day we breathe in about 23 040 times! Wow that really is amazing. Children did you know that in Psalm 150 the bible says <b>"let everything that has breathe praise the Lord."</b> That is so epic. That means that as long as we are breathing we should be praising the Lord. So when you wake up in the morning, when you are brushing your teeth, when you are doing your homework or eating dinner. Each time we take a breath we can worship God.</p> <p>And do you know that Luke 19:40 says that if we don't praise God the rocks will praise Him.</p> <p>How wonderful that we can praise Him.</p>

### 3) Bible Story + Lesson

*To introduce the lesson use the game charades as a visual way of demonstrating what we fill our morning, day and night with.*

- Make 2 sets of each card  
(CARD 1: “In the morning I ...” ; CARD 2 “In the day I ...” CARD 3 “In the night I...”)
- Choose 6 volunteers and give them each a card
- Explain that they must read out their card and then **act out** what they do during that time of the day, trying to get the rest of the class to guess. **DEMONSTRATE FIRST.**
- Keep asking the class if they also do that activity.

*For little ones the leader can act out some common activities for them to guess before asking them what activities they do in the morning? In the evening? And during the day?*

**Say:** Remember last week we learnt about David. Well he is a wonderful example to us of a young man who loved God and who used every opportunity to worship God. He didn't wait until he went to church to worship God. He used every breath he had to worship God, and do you know the amazing thing: He worshipped God when he was feeling happy and when he was feeling worried or troubled.

How many of you have a best friend who you simply love spending time with?  
And how many of you have to wait until you see your friend at school or whatsapp them on your phone just to be able to talk to them.

The amazing thing is that God is with us all the time. Day and night we can worship him whenever we get a chance to.

***Read the scriptures and get them to put a big tick or sticker in the scripture column to indicate that is when David worshipped God. (You don't have to do all 8.)***

***Use the worksheets below to look for scriptures of when David praised God and fill in the missing information***

Psalm 5:3	In the <b>morning</b> , LORD, you hear my voice; in the <b>morning</b> I lay my requests before you and wait expectantly.
Psalm 35:28	My tongue will proclaim your righteousness, your praises <b>all day long</b>
Psalm 42:8	And at <b>night</b> his song is with me.
Psalm 59:16	But I will sing of your strength, I will sing aloud of your steadfast love in the <b>morning</b> . For you have been to me a fortress and a refuge in the day of my distress.
Psalm 61:8	So I will sing praises to your name as I perform my vows <b>day after day</b> .
Psalm 71:8	My mouth is filled of your praise and with your glory <b>all the day</b> .
Psalm 92:2	To declare your steadfast love in the <b>morning</b> and our faithfulness at <b>night</b>
Psalm 104:33	I will sing to the LORD <b>all my life</b> ; I will sing praise to my God <b>as long as I live</b>
Psalm 119: 164	<b>Seven times a day</b> I praise you for your righteousness rules

# A 24 hour day: Tick when scripture says David praised God?

TIME:	WHAT ACTIVITIES DO YOU DO?	SCRIPTURE
<p>Morning</p> 		
<p>Night</p> 	 <p>Story Time</p>	
<p>ALL DAY LONG</p> 		

For the junior youth: divide them up into groups and get them to look for the scriptures and fill in this worksheet. Perhaps allocate specific scriptures to the different groups and then they can present them back to the main group what they have found.

Scripture	What time of day did David worship God?	What was David facing at the time and what is David talking about?
Psalm 5:3 O Lord, in the morning you hear my voice. In the morning I prepare a sacrifice for you and watch		
Psalm 16:7 I will bless the Lord who councils me, in the night also my heart instructs me.		
Psalm 35:28 Then my tongue shall tell of your righteousness and of your praise all the day long.		
Psalm 42:8 And at night his song is with me.		
Psalm 59:16 but I will sing of your strength, I will sing aloud of your steadfast love in the morning. For you have been to me a fortress an a refuge in the day of my distress		
Psalm 61:8 So I will sing praises to your name as I perform my vows day after day.		
Psalm 71:8 my mouth is filled of your praise and with your glory all the day.		
Psalm 88 David facing all sorts of trials and he says he cries out day and night for God.		
Psalm 90:14 satisfying us in the morning with your steadfast love that we may rejoice and be glad all our days		
Psalm 92:1 To declare your steadfastness in the morning and our faithfulness at night		



Psalm 96:2 Sing to the lord and bless his name and tell of his salvation day to day		
Psalm 104:33 I will sing to the lord as long as I live, I will sing praise to my God while I have being.		
Psalm 119:164 Seven times a day I praise you for your righteousness rules		

David worshipped God in all circumstances and at all times of the day. **We are able to do the same!**

#### 4) Learning outcomes

**How does this apply to me?**

- I will worship God by praising him at any time of the day or night.
- And in any circumstance I find myself in

#### 5) Craft

**Option 1: Make a clock:**


**Little ones** - If children can't tell the time then make pictures for each hour of the day. Emphasise in each activity that we do we can Worship God.



Make a clock: write in the middle WE CAN WORSHIP GOD ANY TIME OF THE DAY OR NIGHT.

### Option 2: Handheld windmill

As the children make and test out their own windmills remind of the memory verse “Let everything that have breath praise the Lord”



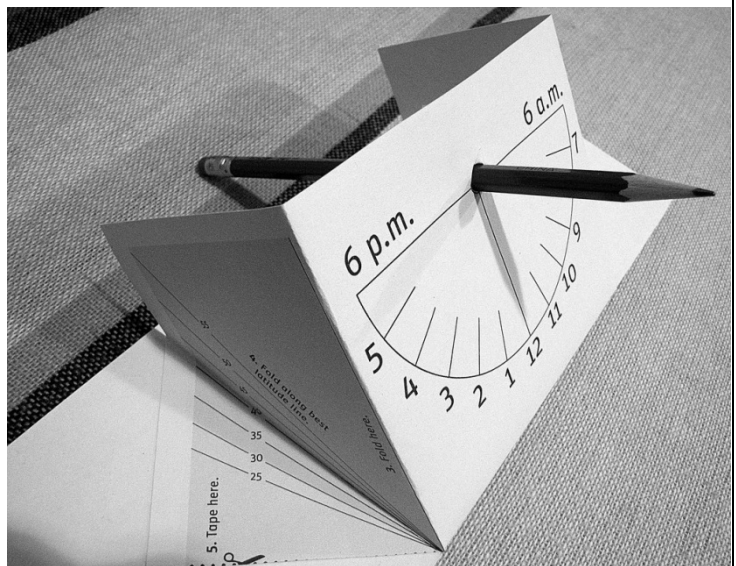
### Option 3: Sundial (See template and instructions)

#### For the junior youth

Bring in a sundial that you can all sit around as you have your discussion. Chat about how you can worship God at different times of the day? When you are playing hockey, eating lunch ...

But also discuss the importance of having a “quiet time”, where you set aside time during the day. Either first thing in the morning, during the day or before bed.

This is time to worship God, to read His word, to let Him speak to you, it is a time to pray. Encourage the children to keep a journal where they can write down the things that God has said to them.



## Lesson Three: Worship God with your body

### Main focus for the lesson:

- We want children to know that they can use their whole bodies to make a joyful noise to God.
- There are many different ways to worship God, and they are all wonderful, but we must always make sure that **our hearts are worshiping Him**.
- So it's not about the outward action, it's all a matter of the heart



### 1) Memory Verse

#### • Romans 12:1

“I appeal to you to **present your body as a living sacrifice**, holy and acceptable to God which is your spiritual worship.”

#### Idea to teach the memory verse

Try use a lot of movement to teach this memory verse. Get the children to lift up their arms, or bend their legs or jump up and down.

### 2) Hands on

#### 2.1) Perform the following skit:

**Dr D**

Good morning children.

I have been thinking a lot about my body and how I use it to do different things.

When I go running all my muscles are working. My heart beats so fast and my lungs work really hard too. I like to listen to music as it helps me set my running pace. When I am feeling really tired a little drink of water gives me that little bit of extra energy to carry on.

And do you know? I love to use my whole body when I am praising God!

#### Look at this picture, children?

- How many of you love going to a birthday party?
- And when you are there do you sit quietly in the corner? No, you run around and get excited and shout and scream and you have fun!



Show pictures of children playing party games:



And when party games start, do you like to stand on the side and watch the games? No you want to get involved. You want to run around and jump and have fun.



Now at parties there may be times when you need to keep quiet: like when someone is having a turn to play a game, or you are listening to the instructions or when you are watching the birthday boy blow out his candles.

Now worshipping God is similar.

When we want to worship God we can be excited and dance and shout. God loves it when we do that. But we can also worship God when we are sitting quietly - God loves that too. God doesn't really mind how we worship Him. He loves all our expressions of worship but the most important thing is that we need to have a heart that is worshipping God. It's amazing that we can use our whole bodies to worship God.

### 3) Bible Story + Lesson

Have someone come in dressed like a shepherd, in a long cloak and with towel around his head.

Hello every one my name is David. I know you have been learning a lot about me the last few weeks.

I just love God. I wake up in the morning worshipping, I worship him all day long, and when I go to bed I am still worshipping him.

Today I want to teach you about the different ways we can use our bodies to worship God. The most important thing to remember is that in all these expressions of worshiping God, we always need to remember that our **heart** needs to worship God.



So when I hold up this sign. I want you all to say:








**“IT’S ALL ABOUT THE HEART OF WORSHIP.”**



To do this I am going to teach you some Hebrew words and some actions. Don't worry too much if you can't remember the words, the important thing is that we learn we can worship God with all of our bodies and our heart. You can use any of these actions any time you want to worship God.

***Practically show the kids the different words and at the end of every word hold up the heart of worship sign. The children need to say “It’s about the heart of worship”***

<p>1. Yadah 2 Chr 20:21 2 Chron 20:21 Ps 63:1</p>	<p>Yadah means to worship God, lifting up your arms and holding out your hands</p>	
<p>2. Towdah Ps 50:14, Ps 50:23</p>	<p>Towdah is worshipping God with arms held out and thanking him and adoring him</p>	
<p>3. Shabach PS 47:1, Ps 145:4...</p>	<p>To shout loudly, to say wonderful things to God about how great He is.</p>	

<p>4. Barak Ps 95:6, 1 Chr 29:20</p>	<p>To kneel down, to bless God in adoration</p>		
<p>5. Zamar Psalm 150:1-</p>	<p>To pluck strings of an instrument, to sing, to praise a musical word with is involved in joyful expression</p>		
<p>6. Halal 2 Samuel 6:14</p>	<p>To be clear, to shine, to boast, show to rave, to be calamitously foolish for God.</p>		
<p>7. Tehillah Ps 22:3</p>	<p>To praise God with our singing.</p>		

I have had such great and wonderful times worshipping God in all these ways. How wonderful that our bodies can be a living sacrifice of Praise for God.

I even once only wore my undies while I was dancing for God. Yes, and many people laughed at me just like you did now. Sometimes I used to worry about what people thought of me. But then I realised I'm not praising God for other people to like me. I'm praising God because He is God and I want to worship Him. So never let anyone stop you from praising God. And most importantly remember our hearts need to be right when we worship God.

#### 4) Learning outcomes

##### How does this apply to me?

- I will worship God using my whole body to worship him.
- But I will always remember that it is not about the outward expression but about the heart.

## 5) Craft

### Option 1: (For the little ones and the junior youth)

Encourage each child to go home and write a song to God. They can even put music to it if they know how to do that. Encourage them to bring their songs to share the next week.

*My song to God*

---

---

---

---

---

---

---

---

---

---

---

---



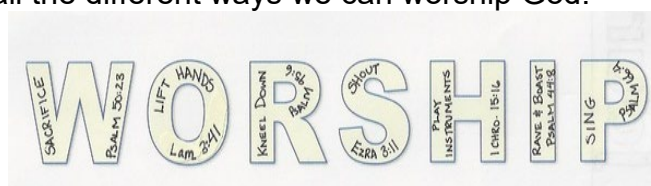
### Option 2:

- Put out all sorts of things/junk out on the table. Paper plates, elastic bands, ice-cream sticks, boxes, glue, staplers, ribbon...
- Allow the children to make their own musical instruments.
- **Play a new worship song for the children and allow them to praise God freely.**



### Option 3: (Junior youth)

Make a fun sign with all the different ways we can worship God.



## Lesson Four: Worship God with your words

Remember to allow the children to come with the songs that they have written. Perhaps in the free play beforehand have some teachers available to listen to those new songs.

### Main focus for the lesson:

- Children know that we worship God with our words.
- Be careful what you say because it is the same mouth that we say ugly things with and that we worship God with.
- Children should know that although it is easy to say things to God we need to make sure we really mean it in our heart.

### 1) Memory Verse

- Psalm 71:8

*“My mouth is filled with your praise, and declaring your glory all day long.”*



### Idea to teach the memory verse

Let the children stand in a circle. The first child must say the verse to the next child, who must then say the verse to the next child until all the children have had a chance to say it.

- Psalm 34:1

*“I will praise the Lord at all times, His praise will always be on my lips.”*

### Idea to teach the memory verse

Get the kids to watch the Bethel kids video of Ever be. Perhaps edit it so that they just watch the chorus.

<https://www.youtube.com/watch?v=RG22jk-YUXY>

(You tube: Ever Be (Full Video) // Come Alive // Bethel Music Kids)

### 2) Hands on

#### Perform the following game/skit:

#### 2.1) Have Dr D dressed up in his doctor clothes

Dr D

Children morning good.  
Are today how you?



Teacher	Dr D what has happened to your words?
Dr D	Is what words wrong?
Teacher	Yes you are speaking but your words are all in the wrong order and so it's so hard to understand you.
Dr D: starts to laugh	Hi Kids ha ha ha. Today we are going to be looking at our tongues and the words that we use when we worship God. It's important that when we worship God that our words come from our heart.
Teacher	Shoo Dr D. I was worried I thought maybe you were sick or something. I know that our words are really important. The words that we speak help us express what we are thinking and feeling.
Dr D	<p>Children I think we should play a little game to help us learn how important words really are.</p> <p>I need 5 children to volunteer and they are going to look at the word and draw a picture and I want all the rest of you to guess what that picture is.</p> <ol style="list-style-type: none"> <li>1. <i>tongue</i></li> <li>2. <i>a forest</i></li> <li>3. <i>a body</i></li> <li>4. <i>water</i></li> </ol>
teacher	<p>Wow you guys are so super good at drawing and guessing.</p> <p>With one word, these children were able to draw something and you were all able to guess what it was. So words are very important. They help us to express ourselves.</p> <p>Do you know all of these pictures remind me about a scripture in the bible about our tongue</p> <p>In James 3:1</p> <ul style="list-style-type: none"> <li>- It says that the tongue is a small part of the body but it can make great boasts. So it can say brag a lot and say things that might not even be true.</li> <li>- It says that a great forest can be set on fire by a small flame. So our tongues might say something really small like a lie but that could become a really big problem.</li> <li>- The scripture also says that the whole body can be set off course by some ugly words.</li> <li>- We worship God with our tongues.</li> <li>- Can we praise Him and be so ugly to others with the same tongue?</li> <li>- Fresh water and Salty water can't come from the same source and so we need to be so careful about what we say to others. We really can't have our tongues being ugly to others and then worshipping God.</li> <li>- Our heart <b>and</b> our tongue need to worship God.</li> </ul>

### 3) Bible Story + Lesson: Luke 17:11-19 (Ten Lepers)

## Luke 17:11-19 (NLT) Ten Healed of Leprosy

<sup>11</sup> As Jesus continued on toward Jerusalem, he reached the border between Galilee and Samaria.

<sup>12</sup> As he entered a village there, ten men with leprosy stood at a distance, <sup>13</sup> crying out, “Jesus, Master, have mercy on us!”

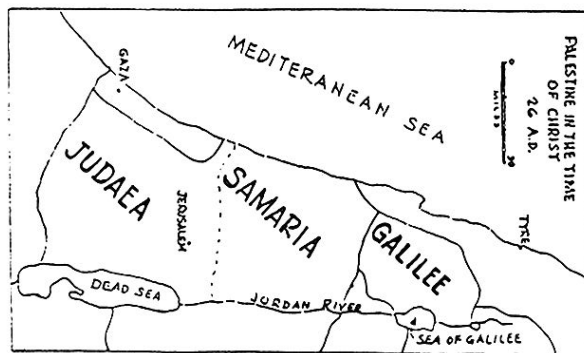
<sup>14</sup> He looked at them and said, “Go show yourselves to the priests.”<sup>[a]</sup> And as they went, they were cleansed of their leprosy.

<sup>15</sup> One of them, when he saw that he was healed, came back to Jesus, shouting, “Praise God!” <sup>16</sup> He fell to the ground at Jesus’ feet, thanking him for what he had done. This man was a Samaritan.

<sup>17</sup> Jesus asked, “Didn’t I heal ten men? Where are the other nine?” <sup>18</sup> Has no one returned to give glory to God except this foreigner?” <sup>19</sup> And Jesus said to the man, “Stand up and go. Your faith has healed you.”

Drawing very basic pictures on the floor with chalk or on a white board or paper tell the story of the 10 lepers:

### 1. Jesus was on his way to Jerusalem travelling between Samaria and Galilee




### 2. He was going into a village



### 3. When He met 10 men who had leprosy

10 men



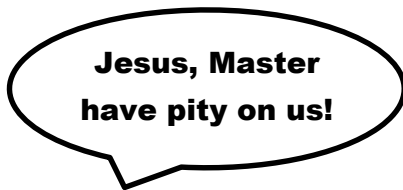


Ask the kids who knows what leprosy is?

Explain that it's a really horrible disease, that affects the skin and nerves and it can cause the person to not look normal anymore. It can spread easily from one person to another and that's why people with leprosy are not normally allowed to live in the village with everyone else. Ask "Would you like it if you had leprosy?"

4. They stood at a distance

5. And called out in a loud voice "Jesus, Master have pity on us!"



6. When He saw them He said: "Go and show yourself to the priests"



7. And as they went they were cleansed



**EMPHASISE THAT GOD HEALED THEM.**

Pause and ask: "What would you do if you were healed of such a disease?"

8. One of them, when he saw that he was healed, came back.
9. He threw himself at Jesus' feet and thanked Him.



10. Jesus said "Were not all 10 cleansed? Where are the other 9? Has no one returned except this foreigner?"

**10 (lepers) – (1 leper who returned) = 9**



11. Then he said to him: "Rise and go; your faith has made you well"



Not only was this man healed from leprosy. He acknowledged that Jesus had done a miracle and that Jesus was His saviour. He got a spiritual blessing as well.

God healed all of them but the one whose heart was thankful and grateful to God for what he had done, came back and thanked Jesus. In doing this he received eternal life. His salvation. How amazing is that. He acknowledged that Jesus was the one who healed him. He had a thankful heart and great gratitude for Jesus. He came back and thanked him.

#### 4) Learning outcomes

##### How does this apply to me?

- I will worship God by having a thankful and grateful heart and my words will express how my heart feels.
- I will guard my tongue so that I don't say ugly things to other people.

#### 5) Craft

##### Option 1:

Using a paper plate make a face with a long tongue that comes out. Write one of the two memory verse scriptures on it.



##### Option 2: (see template provided)

- Have two faces: a happy face and a sad/ugly face.
- On the happy face's tongue write down what our tongues should be doing.

*Praising God, telling the truth, encouraging others, saying good things about others.*

- The sad/ugly face *brags, tells lies, talks badly about others, speaks foolishly.*



##### Option 3: For the Junior youth.

- Have a small tube of toothpaste.
- Call up one of the children and ask them to squeeze the toothpaste out.
- Then call another child and ask him/her to put the toothpaste back in the tube.

Explain to the children that it's easy for our words to come out but it's impossible for us to take those words back. We need to make sure that we think before we speak.

We need to rather encourage those around us instead of breaking people down with our words. Get the children to make a tube of toothpaste out of cardboard. On it they must write how they can use their speech to benefit and help others.



## Lesson Five: Worship God with Obedience

### Main focus for the lesson:

- We want our children to know that being obedient to God is an act of our worship to Him because of an overflow of our love for Him.
- In Obedience to Him we need to follow the Great Commandments: To love Him and to love others.
- We need to tell others about Jesus.



### 1) Memory Verse

- 1 John 5:3(NLT)

***<sup>3</sup> Loving God means keeping His commandments, and His commandments are not burdensome (his commandments are not hard).***

- Matthew 22:37-40

***“LOVE the Lord your God with all your HEART and with all your SOUL and with all your MIND.”***

### Idea to teach the memory verse

Play the song Love the Lord Your God by Hillsong (Crazy Noise)  
<https://www.youtube.com/watch?v=M4WygilFual>

While the music is playing the children pass around an item (e.g. heart, ball) when the music stops the person holding the item says the verse. For larger groups have more than one item.

### 2) Hands on

#### Perform the following game/s:

##### 2.1) Skit:

Dr D arrives in his ambulance (try making one out of a box) and urgently says...

*Good morning children. I have just been told that someone needs my help! I have to drive my ambulance their quickly but safely. I remember at Ambulance School they said if I wanted to get their safely I must “**ALWAYS OBEY THE RULES**” but I’m so scared I forget what all the signs mean. Do you think you can help me get there?*











Act out Dr D driving around the room, every now and then he comes to a sign (teacher can hold it up). Dr D can ask each time:

- What does this sign mean?
- What must I do?
- Should I obey the rule? (prompt children to reply **ALWAYS OBEY THE RULES**)

- What will happen if I don't obey the rule?
- Sometimes let Doctor D pretend he is going to break the rules. E.g. But I'm in a really big rush, I don't think I need to slow down at this children's crossing. Or no one is looking I'm sure it's ok if I park here etc.

Eventually Dr D arrives at the scene to find out that someone didn't obey the rule and that is why they got hurt. The patient can explain how sorry they are for not obeying the rules and how they have learnt their lesson.

Sign	Meaning of the sign	What should our response be
	Red traffic light means that you need to stop your car and wait for the traffic light to turn green	We need to stop otherwise we could have an accident
	This sign tells us not to play with balls in the area.	We shouldn't play with balls in the area. There must be a good reason why.
	The stop sign tells us to stop.	By stopping we are checking to see if it is safe for us to drive further
	The green traffic light allows us to go	We can now go.
	This sign tells us that there are hippos in the area	Hippos can be really dangerous. So we know that we shouldn't swim in the water and we should probably not walk around the area.
	This is a danger sign that there is electricity near by	We should stay away from the area so that we don't get and electric shock.

	<p>This is a warning to drive slowly as children cross the road here</p>	<p>If we drive too fast we might not be able to stop in time if a child comes into the street. We need to take care so no children get hurt.</p>
	<p>This sign tells us that we are not allowed to park here.</p>	<p>If we park here we could have our car towed, we could be fined, block the road and cause an accident. No parking signs are often found in front of fire hydrant and then the fire department wouldn't be able to put out the fire.</p>

Leader can then conclude:

Wow you guys know your signs!

Can someone tell me why we have signs that we need to follow?

*(Allow someone to respond.)* Yes signs are there to keep us safe.

And do we get to choose whether or not we obey the signs and listen to what they say?

No you are right. The government has put signs in different places to keep us safe. We need to be obedient to what the sign says. We don't get to choose whether or not we follow the sign. It is a rule that we need to follow the sign.

Do you all know what it means when someone tells you something and you follow what you are told?

Yes obedience, very good.

Here are 2 very important scriptures that teach us about obedience

**James 1:22–25**

*But don't just listen to God's word. **You must do what it says.** Otherwise, you are only fooling yourselves. For if you listen to the word and don't obey, it is like glancing at your face in a mirror. You see yourself, walk away, and forget what you look like. But if you look carefully into the perfect law that sets you free, and if you do what it says and don't forget what you heard, then God will bless you for doing it. (NLT)*

**1 John 5:2–3**

*By this we know that we love the children of God, when we love God and obey his commandments. For this is the love of God, that we keep his commandments. And his commandments are not burdensome.*

**If we love God then we need to obey His commands. And His commands are not hard.**



### 1 John 2:3–6

And we can be sure that we know him if we obey his commandments. If someone claims, "I know God," but doesn't obey God's commandments, that person is a liar and is not living in the truth. But those who obey God's word truly show how completely they love him. That is how we know we are living in him. Those who say they live in God should live their lives as Jesus did. (NLT)

Obedying God shows that we love Him

**When God speaks to us. We need to**

1. Listen to Him
2. Respond in obedience to Him
3. With the right heart attitude
4. And do what He tells us to do.
5. That is our act of worship to Him



### 3) Bible Story + Lesson

- To get the conversation started ask them ... Who loves spinach? Or brussel sprouts? Who loves homework?

So if you don't love those things what do you love? (*continue until they have named a whole lot of things that they love – family, T.V, sport, toys, sweets etc.*)

- Ask: Do you love God? Do you know how to show Him you love Him? (*recap some of the ways we have already learnt about worshipping God*) Today Dr D taught us a very important lesson – Obeying God shows that we love Him.

1 John 5:2-3 **If we love God then we need to obey His commands. And His commands are not hard.**

- So what are some of God's commands or "rules" that we need to be obeying?

Have Moses enter with two cardboard tablets with each of the 10 commandments written on a piece of paper stuck on the tablets with press stick.  
(*see template provided*)

Moses explains to the children how God gave the Israelites 10 commandments to follow.

1. You shall have no other gods but me
2. You shall not use the Lord's name in vain
3. You shall keep the Sabbath day Holy
4. You should honour your father and mother
5. You shall not commit murder
6. You shall not commit adultery
7. You shall not bear false witness against your neighbour
8. You shall not covet your neighbour's wife
9. You shall not steal
10. Do not cover your neighbour's goods

God gave us these commandments to follow and we must obey them.

Many years later Jesus came to earth. One day some men wanted to know what Jesus thought was the most important one of all. They asked “If we could only ever follow one single rule, which one would it be?”

Which rule do you think is the most important one we should obey?

The men expected Jesus to say one of the 10 Commandments; like obeying your parents, or do not steal. But Jesus had an even better one. The best rule of all was ...



**Jesus turned all of those rules into just two simple ones. LOVE God. And LOVE others.**

*Have Jesus enter with two cardboard tablets with two statements: Love God and love your neighbour*

*Jesus then says:*

**“LOVE the Lord your God with all your HEART and with all your SOUL and with all your MIND. This is the first and greatest commandment. And the second is like it: LOVE your NEIGHBOUR as yourself. All the Law and the Prophets hang on these two commandments.” – Matthew 22:37-40 NIV**

*Then have Jesus explain that every other rule of God is based on these two rules. Jesus then moves the commandments across from Moses tablets to his tablet as he explains that every other rule is based on these two rules*

If we **love God** then we....

We won't use his name in vain

We won't worship any other gods and we will keep God's name Holy.

And we will keep the Sabbath Holy

*(stick these commands under the love God heading)*

If we **love others** then we will...

You should honour your father and mother

You shall not commit murder

You shall not commit adultery

You shall not bear false witness against your neighbour

You shall not covet your neighbour's wife

You shall not covet your neighbour's goods

You shall not steal

*(Stick these under the sign that says love others.)*

Teacher concludes:

If you love God, would you ignore him or speak badly about him? If you love your neighbour, will you steal from him or hurt him? No. the other rules (don't

steal, don't take the Lord's name in vain) are all based on loving God or loving others.

**1 Chronicles 16:23-27 (ESV)** teaches us that if we love God then we will tell others about Him!

<sup>23</sup> Sing to the LORD, all the earth! **Tell of his salvation from day to day.**

When God speaks to me I will have obedient ears to hear him and obedient heart to do what He has called me to do.



**LORD. help me to obey.**  
**With a good attitude.**  
**right away. all the way.**  
**every day.**

So to LOVE God with all your HEART, SOUL, MIND and STRENGTH means that you LOVE Him completely. When you love God completely you will obey all of His rules and you will be worshiping Him in spirit and truth.

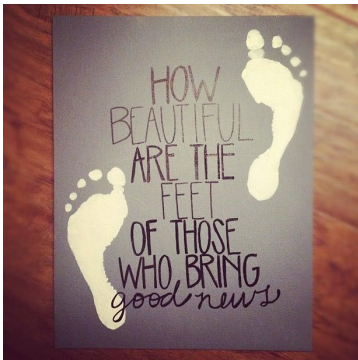
#### 4) Learning outcomes

##### How does this apply to me?

- I will worship God by being Obedient to God
- By loving Him and by loving others
- By telling others about Jesus

## 5) Craft

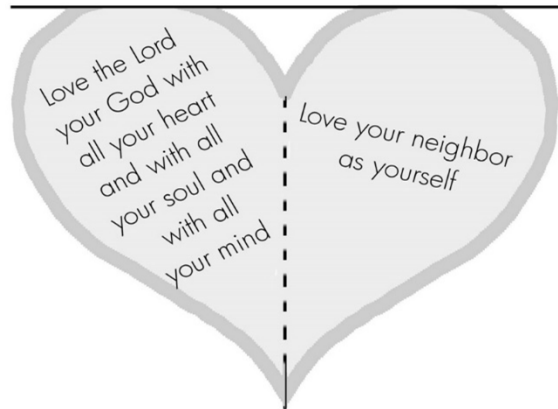
**Option 1: using the child's foot print make a poster that encourages the children to share God's love with others.**



Write something like this over the feet.  
Being obedient I will love God and love others.


### Option 2:

<https://www.youtube.com/watch?v=FYzxrCdggghk>  
Christian Preschool Crafts: Greatest Commandments for instructions. (AMAZING as looks like the commandment tablets)



### Option 5:

Get the children to draw up their own road sign. With the Greatest Commandments in it.



## Lesson Six: Worship God above everything

### Main focus for the lesson:

- God is always with you
- You can worship God wherever you are
- Don't let busyness get in the way of spending time with God.

### 1) Memory Verse

- *Joshua 1:9*  
**"The Lord your God is with you wherever you go"**

### Idea to teach the memory verse

Let the children walk around the classroom or playground finding unusual places to be. E.g.

- Is God with me whenever I am under the table...
- Is God with me whenever I am behind the tree...
- Is God with me whenever I am on the slide...

Repeating each time **"The Lord your God is with you wherever you go"**

### 2) Hands on

#### Perform the following game/s:

#### 2.1) Puppet script:

Cindy	Shh. I can hear someone is talking on the phone. Listen
Bobo	<i>(Bobo talking on the phone behind the scenes...)</i> Ok so it's next Tuesday at 9am at the doctor's rooms. See you then, thanks bye
Cindy	Who is it? <i>(As children call out Bobo he pops up)</i> Hi Bobo. Who were you making an appointment with?
Bobo	Hello everybody! I have an appointment with Dr D for next week Tuesday at 9am.
Cindy	I hope everything is ok?
Bobo	Everything is fine – I'm just going for a check-up. But you have to make an appointment otherwise you just don't get to see him.
Cindy	Well I'm glad you got an appointment – I know how busy Dr D can be.
Bobo	Tell me about it! My appointment is for 9 but I know I will have to wait a loooooong time in the waiting room before I actually get to see him. And then I'll have to speak really quickly so I can tell him everything before my turn is over.  Oh that reminds me - I need to make an appointment with God! Let me get my phone.
Cindy	<i>Quickly interrupt ...</i> Wait Bobo! You need to make an appointment with whom?
Bobo	With God of course. If I want to worship Him, I have to see when He is free and where I can meet with Him. I'm sure He's very busy.
Cindy	Oh Bobo. Children do you think Bobo needs to make an appointment to worship God?
Bobo	I don't! Well how will I know if He is listening or watching me worship.

Cindy	Bobo God is with you all the time! He's always watching you and always listening to you.
Bobo	He is? Children, is God with us now? WOW GOD IS AMAZING!
Cindy	God is always with you!
Bobo	Is He with me over here? <i>(Slide to the side)</i>
Cindy	Yes Bobo. God is always with you.
Bobo	What about behind me? Is God with me here? <i>(turn around backwards)</i>
Cindy	Yes Bobo. God is always with you.
Bobo	What about down here, is God with me here? <i>(go behind scenes)</i>
Cindy	Yes Bobo. God is always with you.
Bobo	What about back there? Is He with you teacher Frances?
Teacher	Yes Bobo. God is always with <b>me</b> .
Bobo	And what about you children? Is God with you?
Children	Yes Bobo. God is always with <b>us</b> . <i>(Let them respond)</i>
Bobo	Yay yay That is amazing. If He is always with me then I can worship Him all the time! Anywhere!!! My appointment with God is all day long!!!! Aunt Cindy can I worship God now by praying to Him?
Cindy	That would be wonderful Bobo.
Bobo	Dear God You are wonderful! I want to worship you all day long because you are so amazing. Please help me to not be too busy with other things. Please help me remember that you are always with me. I love you very much God. Amen
Cindy	Excellent Bobo.
Bobo	Well it's time for me to go now. Thank you for teaching me that I can worship God ALL DAY LONG! Bye children.

### 3) Bible Story + Lesson: (Luke 10:38-42) Jesus visits Martha and Mary

Today I have something important I want you to do. I want you to try your best not to let anything distract you. That sounds easy enough so here is what I want you to do...

Examples *Older children ... write a letter to God, read the Bible story Luke 10:38-42, sit quietly praying*

*Younger children ... sit quietly on the mat and get ready to listen to the Bible story.*

As the class is about to begin have another leader come in and “distract” the class. They can call them all to see a cool picture on their phone, come in with sweets to share, ask them a funny question, bounce a ball etc. Each time the leader regroups them again and gets them to start the task again trying not to be distracted.

After 2 or 3 times of “being distracted”, ask the class who managed to finish the thing they set out to do? Congratulate those that did, if any.

Lead the discussion to how easy it is to be “distracted” by other things and how important it is to make sure that we find a way to always put God first.

Tell the story of Mary and Martha.

<sup>38</sup> As Jesus and the disciples continued on their way to Jerusalem, they came to a certain village where a woman named Martha welcomed him into her home. <sup>39</sup> Her sister, Mary, sat at the Lord's feet, listening to what he taught. <sup>40</sup> But Martha was distracted by the big dinner she was preparing. She came to Jesus and said, "Lord, doesn't it seem unfair to you that my sister just sits here while I do all the work? Tell her to come and help me."

<sup>41</sup> But the Lord said to her, "My dear Martha, you are worried and upset over all these details!

<sup>42</sup> There is only one thing worth being concerned about. Mary has discovered it, and it will not be taken away from her."

Conclude: What would do if Jesus came to your house? *Remind them of the Bible verse they learnt today that Jesus is with them wherever they go. Jesus comes to our house, school, church, shop ..... EVERY DAY! Are we too busy and distracted to put Him first?*

#### 4) Learning outcomes


##### How does this apply to me?

- God is watching and listening to everything I say and do.
- Am I worshipping God in my daily activities?
- What am I too busy with? Am I putting God first?

#### 5) Craft

##### Option 1: Door hanger (See template attached)

- Discuss the importance of putting God first.
- Help them identify the things that are distracting them from doing so.
- Encourage them to use the "Do not disturb" door hanger to help them dedicate distraction free time for Jesus.



# Lesson Seven: Worship God that I am forgiven

## Main focus for the lesson:

- Recognise what Jesus did for us.
- Worship God because only He can forgive us of our sins.
- Consider if our worship shows God that we think He is worthy.

## 1) Memory Verse

- 1 Cor 6:20

**“For you were bought with a price. So glorify God in your body.”**

- 1 John 1:9 (NLT adapted)

**“If we confess our sins to Him, He is faithful to forgive us”**

## Idea to teach the memory verse

- Get the whole group to first repeat the verse together a few times
- Divide the children to sit in pairs.
- Leader points to a pair, they jump up and say “If WE confess our sins to Him” and the leader repeats “HE is faithful to forgive US.”
- Pair then links arms to form a line with the leader and will say “He is faithful...” too.
- Leader continues pointing to pairs until the whole group forms a huge line and everyone calls out a loud “He is faithful to forgive us!”

## 2) Hands on

### Perform the following game/s:

#### 2.1) Skit:

Patient	<i>Patient enters with a laminated cut out heart around their neck with the word sin on it.</i> Morning doctor. Please can you help me!
Dr D	Yes of course. What seems to be the problem?
Patient	You see I've made a big mistake this week! My friend Tom got this new toy for his birthday. It was such a nice toy. I was so jealous. So I took it!
Dr D	<i>Gasp</i> - Oh no you didn't ?
Patient	And now I have sin in my heart and I don't know how to get rid of it! Please help me find a cure.
Dr D	<i>Doctor brings out a big book labelled “book of cures!”</i> This is my BIG BOOK OF CURES. I am sure we can find a way to get rid of your sin.
Patient	Great. What does it say I must do?
Dr D	Well the first thing we can do is <b>cover it up!</b> Here let's try this plaster/bandage. Ok we've <b>covered it up</b> so no one can see it. And if no one can see your sin I'm sure it will all be gone.
Patient	Children do you think my sin is gone? ( <i>doctor tries again to cover up the sin but each time the “sin” is still there.</i> )
Dr D	Ok so covering up your sin doesn't work ... ( <i>relooks in book</i> ) Aha I've got it this time. You can't just sit there. You have to do something.



	<i>(puzzled)</i> Hmm ...so what can <b>you do</b> that will take away your sin? I know what you can <b>do!</b>
Patient	You think if I <b>do</b> something really well <b>I can get rid of my sin!</b>
Dr D	YES! Now up and at em. <b>DO</b> Star jumps 1,2,3,4... and <b>Do</b> running on the spot... <b>Do</b> it faster <i>(doctor keeps calling out things patient must do in order to get rid of his sin)</i>
Patient	<i>(huffing and puffing)</i> Oh dear doctor. It doesn't seem like anything <b>I do</b> can get rid of my sin.
Dr D	Doctor relooks at book ... Ahah ... physio! I've got to beat it out of you! <i>(wack the patient on the back; try give the Heimlich manoeuvre )</i>
Patient	Children, is my sin gone yet? Oh the pain. I'm suffering so much. It must be gone. Is it gone? Is this punishment taking away my sin?
Leader	Uh doctor sorry to interrupt ... but I think you are reading the wrong book. There's only one way to take away sin!
Dr D	<i>(reads the cover)</i> The Bible ... let's see what it says in here. <i>(pages through the book)</i> WHAT! That's amazing! I can't believe it. I know how to get rid of your sin!!!!
Patient	Please tell me. I don't want this sin anymore.
Dr D	<i>paging through the book say...</i> Did you know God sent His son! His name is Jesus! <b>Jesus takes away our sin.</b> Jesus forgives you and your sin goes away.
Patient	Jesus takes away my sin? Jesus can forgive me?!
Dr D	It says here that Jesus died on the cross and came alive again! And because of what He did he takes away the whole world's sin?
Patient	Jesus is amazing. Dear Jesus. I am really sorry for doing the wrong thing. Thank you for what you did on the cross. Please take away my sin. I love you Jesus. Amen <i>(use hand andy to wipe away the "sin" – you can either stand in the way so the children can't see you wipe it -- or take a piece of red felt cut out in the shape of a cross and dipped in handy andy and explain that when Jesus died on the cross and came alive again He made it possible for our sins to be wiped away)</i>
Leader	<i>Leader concludes.</i> Remember we can't cover up our sin <i>(show bandage)</i> , we can't do good things to make our sin go away <i>(do star jumps)</i> and because of what Jesus did we don't have to suffer. Only Jesus can take away our sin.... <i>Reveal that the patient's sin is taken away.</i>
Dr D	<i>(really excited, even jumping up and down)</i> Wow! Last week we learnt about how amazing God is and everything He has done. And now I learnt what Jesus did for me and how He made a way for my sins to be taken away .... The more I learn the easier it is to worship our King!

### 3) Bible Story + Lesson (Luke 7:36-50)

**You will need to prepare 4 mini skits to do this story.**

In the times when Jesus lived there were many different customs that we no longer have today. *(Older children love random facts so could give some e.g. like instead of*

*signing a legal contract to say you were buying their land you would take off one of your sandals and give it to the other person.)*

One of the customs that has changed today is how you would welcome someone coming to visit your house.

For example when someone comes to visit you, you open the door and welcome them in. You might shake their hand or give them a hug and a kiss. It would look something like this.

***Mini Skit one: Demonstrate - Today welcoming someone***

*Visitors arrive and the guests shake their hands or give them a hug and a kiss then welcome them inside to have a seat.*

In the times when Jesus lived on Earth people welcomed visitors very differently. It was common that as the person arrived to give them a kiss on the head to show them that you loved them and it also showed how important they were to you. You would then anoint their head with oil and fragrant spices as a sign of respect.

In those days there were no tarred roads or cars and people wore sandals which meant their feet would get very dirty. They also would sit on cushions around a low table which meant you would be very close to the other person's feet. Phew! So when the guest arrived you would either give them some water to wash their own feet or sometimes you would get your servant to wash your guest's feet. So it would have looked something like this.

***Mini Skit two: Demonstrate - How people welcomed someone in the time Jesus was on Earth***

*Visitors arrive and the guests are greeted first with a kiss on the head and then little drops of oil are poured on. They are then sat down and their "VERY DIRTY" feet washed as they sit at the table.*

So in Luke 7:36-50 we read about a man named Simon. Simon was a Pharisee. Pharisees were a group of people that thought rules were very important. They said they kept all the Old Testament Laws of God and also made up a whole lot of their own rules too. Pharisees thought of themselves as quite important.

Simon decided to invite Jesus and some other guests to his house for dinner. Can you imagine Jesus coming to your house for dinner? I know I would make sure everything was perfect ... best plates, best food, best everything ..oh and when He arrived! What would you do if Jesus was coming to your house for dinner? *(allow children time to answer)*

So let's see how Simon welcomed Jesus.

***Mini Skit three: Demonstrate - How Jesus was welcomed by Simon***

*Jesus arrives and Simon simply says "welcome Jesus" and walks him to the cushion to be seated at the low table.*

Uhh??? Not quite what you would have expected. Do you think Simon welcomed Jesus with love and respect? *(allow children to answer and discuss)*

The Bible tells us about a lady that learns that Jesus is at Simon's house and so comes to the party. The lady has done many things wrong in her life. She would not have been invited to the party because of all these mistakes she had made and everyone knows her as a sinful lady. In those days it would have been unheard of for this lady to have even touched a Pharisee. Not only because she was a woman but because she was known as a sinful woman. The woman had probably heard Jesus teaching before and this is what she did when she arrived at the party.

***Mini Skit four: Demonstrate - How Jesus was welcomed by the sinful woman.***

***READ Luke 7:37-38 as the story is acted out***

<sup>37</sup> A woman in that town who lived a sinful life learned that Jesus was eating at the Pharisee's house, so she came there with an alabaster jar of perfume. <sup>38</sup> As she stood behind him at his feet weeping, she began to wet his feet with her tears. Then she wiped them with her hair, kissed them and poured perfume on them.

**TAKE NOTE:** It may be difficult to create a respectful moment as the children may laugh at the person's feet being kissed etc. so you might want to show a youtube clip or play some quiet music while it is being acted out.

<https://www.youtube.com/watch?v=ij5wfxCgeK4> *A woman washes Jesus' feet with her tears*

Do you think the lady showed Jesus love and respect? How?

Do you think she was worshipping Jesus? ***(allow children to discuss)***

*(Yes. She used all her expensive perfume on his feet never mind a drop on His head.*

*She used her tears and hair rather than just water and a towel. To kiss His head would have shown love but to kiss His feet showed so much more about her heart)*

Why do you think the lady did that?

***Explain to the children what happens next in the story - Luke 7:38-50***

(Note: I love how amazing Jesus is that Simon is busy *thinking to himself* that Jesus isn't a prophet or else He would know about the sins of the woman and therefore wouldn't let her touch Him. Meanwhile Jesus not only knows about her sins but knows what Simon is thinking.)

What do we learn about the story Jesus tells Simon about the two people that owed money? *(the greater the debt forgotten the more love the debtor has for the money lender)*

The lady worshipped Jesus in that way because she saw Him for who He was. Important, Holy, sovereign, forgiving, loving, God's son. She knew she had sinned and maybe wanted to repent. She loved Jesus for whom He was and loved Him even more because He forgave her of her sins.

Jesus' reaction is wonderful. Simon would not have even let the woman touch him but even though Jesus is so much greater and more important than her, He doesn't push her away but welcomes the intimacy. He shows her love and forgiveness.

Every one of us sins and Jesus forgives you when you ask. Do you love, respect and worship Jesus like the sinful lady? Or is it more like Simon?

#### 4) Learning outcomes

##### How does this apply to me?

- I worship God because I acknowledge who He is and what He has done for me.
- Is my worship like Simon or like the sinful woman?
- I am loved by Jesus and He wants to have intimate times of worship, no matter what I have done.

#### 5) Craft

##### Option 1:

###### Laminated hearts

Cut the hearts out and laminate them. Write the word "sin" with marker pen. Give each child a "patient" to decorate and let them prestick the heart on to them. Go through with them – you can't cover up sin, nothing YOU can DO to take away your sin, punishment can't take away your sin. ONLY JESUS CAN TAKE AWAY OUR SIN. Give them little felt hearts to wipe away the sin.

##### Option 2: Stained glassed jars



(start collecting Purity jars now ☺)

Decorate glass jars with "sharpies" to create a stained glass window effect. Get the children to write little worship letters to God about what He means to them.

E.g. Thank you God for forgiving me. Or God you are my KING! Or I love you Jesus

##### Option 3: Soap Carving

Use plastic knives to scrape away the edges of the soap until it forms a cross or heart. Discuss how only Jesus is able to cleanse us of our sins.

