


FIGHT THE GOOD FIGHT



**“FIGHT THE GOOD FIGHT OF THE FAITH.
TAKE HOLD OF THE ETERNAL LIFE
TO WHICH YOU WERE CALLED
AND ABOUT WHICH YOU MADE THE GOOD CONFESSION
IN THE PRESENCE OF MANY WITNESSES.” 1 TIMOTHY 6:12**

Contents:

Term Preparation	Objectives for the term How to teach the memory verse Letter to parents	Pg 3 Pg 4 Pg 5
Lesson 1	What does the bible say? <ul style="list-style-type: none"> • 2 Timothy 3:16 All scripture is breathed by God and is useful to teach us what is true	Pg 6
Lesson 2	Who is enlisted to fight? <ul style="list-style-type: none"> • 1 Timothy 1:15 Jesus came into the world to save sinners like me.	Pg 12
Lesson 3	Physical training – Our Heart <ul style="list-style-type: none"> • 1 Timothy 1:5 Be filled with love that comes from a pure heart <ul style="list-style-type: none"> • 2 Timothy 2:22 So flee youthful passion and pursue righteousness, faith, love and peace along with those who call on the lord from a pure heart.	Pg 17
Lesson 4	What battlefields are we facing? -Our minds and actions <ul style="list-style-type: none"> • 1 Timothy 4:12 Don't let anyone look down on you because you are young, but set an example for the believers in speech, in life, in love, in faith and in purity	Pg 21
Lesson 5	Spiritual training – Prayer <ul style="list-style-type: none"> • 1 Timothy 2:1 Pray for all people and ask God to help them.	Pg 25
Lesson 6	Our Weapon – Our Testimony <ul style="list-style-type: none"> • 2 Timothy 1:8 Do not be ashamed of the testimony about our Lord <ul style="list-style-type: none"> • 1 John 5:11 And this is the testimony, that God have us eternal life and this life is in His son.	Pg 30
Lesson 7	Our weapon- The word of God <ul style="list-style-type: none"> • 1 Timothy 4:13 Focus on reading the scripture to the church, encouraging the believers and teaching them.	Pg 35
Lesson 8	Always Victorious (Games day) <ul style="list-style-type: none"> • 2 Timothy 4:7 I have fought the good fight, I have finished the race, I have remained faithful. <ul style="list-style-type: none"> • 1 Corinthians 15:57 Thanks be to God who gives us victory through our Lord Jesus Christ.	Pg 39

FIGHT THE GOOD FIGHT

1 Timothy 6:12 “Fight the good fight of the faith. Take hold of the eternal life to which you were called and about which you made the good confession in the presence of many witnesses”.

LETTER TO THE TEACHERS

As Children’s workers we are trusting God for a generation of children who love God passionately. We want our children to have a real and personal relationship with God and to be filled with the Holy Spirit. We want to see a generation rise up who **know that God has a call on their lives** and we want them to serve God whole heartedly. **We long for a generation of children who know how to fight the good fight.**

This term we feel that God has led us to the books of 1 and 2 Timothy. We know that Timothy was a young man when he was leading the Church in Ephesus and when Paul wrote these two letters to him. We see how Paul stirred Timothy’s faith and encouraged him to persevere and to fight the good fight of faith. We are all soldiers in God’s army. He has chosen us, he wants us to fight this fight and He has given us all that we need to fight. **We want our children to know how to fight so that they end up Victorious in Jesus.**

At the end of the term we want the children to walk away equipped knowing that the good fight is to live a life that is pleasing to God and to help more people love Jesus. Each lesson will focus on this main idea and give them the tools necessary to practically live this out in their lives.

How to teach a memory verse

Children learn using **all their senses** and so we need to remember this when teaching them the memory verse. Here are some other tips to teach children memory verses.

1) Able to learn

Choose a verse that matches their age and abilities. We generally use NLT as the wording is easier for children to grasp. Shorten the verse as necessary.

2) Repetition

The more they hear or say the verse the more likely they will learn it. Get them to repeat it louder, quieter, while balancing on one leg, tapping their head. You can even have a key word they have to listen for and repeat the verse when they hear it. Every week repeat the ones from the weeks before.

3) Visuals

Make word or picture cards to follow as you say the verse. Play games with these and even stick them onto crafts etc.

When possible use actual objects from their everyday lives. Not only do these help teach the verse but hopefully the next time the child sees the "boxing gloves" they think of fighting the good fight etc. When revising the verse from the week before simply bring out the object or visual and let them guess which verse it is. You will be amazed!

4) Move it

Actions help teach the verse but more importantly make learning a whole lot of fun while enabling you to do a lot more repetition. Avoid too much sign language but rather use big over exaggerated actions with lots of expression.

5) Encourage

Congratulate a child that can do it with lots of praise and excitement. At the same time NEVER let a child fail at it! A child may throw their hand up saying they know it and then stand and stare at you. Give them the words they need, even if they just repeat what you are saying, then congratulate their efforts and make them feel like they can do it. This applies to all ages.

6) Meaning

The meaning of the verse may help the child on remembering it so explanations as part of the lessons are important. **However** that been said our main aim is that Gods word is implanted in their minds and hearts even if this means God reveals its meaning and application when they are older.

LETTER TO THE PARENTS

As Children's workers we are excited to partner with you as our children learn about God. We want our children to know who God is, what His word says and how we live out Victorious Christian lives. We want them to have an intimate relationship with God.

This term we are going to be exploring the books on 1 and 2 Timothy. We want our children to learn how to fight the good fight of faith. Please see the scheme outline and memory verses below and please be encouraged to review these topics at home with your children.

Please take note that we are always available if there is anything that we can do to help you or your children. Please feel free to contact Greg on 082 448 9452 or to chat to your child's teacher.

Lesson One: What does the Bible say?

Main focus for the lesson:

- To learn who Timothy and Paul were.
- To learn how to use the Bible
- To introduce the theme “fight the good fight”



1) Memory Verse

2 Timothy 3:16

- All Scripture is breathed (inspired) by God and is useful to teach us what is true. *(younger children)*
- All Scripture is breathed (inspired) by God and is useful to teach us what is true and to make us realize what is wrong in our lives. It corrects us when we are wrong and teaches us to do what is right. *(older children)*

Idea to teach the memory verse

Leader 1	Today I am going to teach you verse from the Bible from 2 Timothy 3:16. It goes like this ... All scripture is breathed by God ...
Leader 2	All scripture?
Leader 1	Yes ALL SCRIPTURE is breathed by God <i>(do actions)</i>
Leader 2	<i>(show in Bible)</i> You mean this verse here?
Leader 1	Yes ... ALL SCRIPTURE is breathed by God <i>(gesture to kids to reply with you and do actions)</i>
Leader 2	What about this chapter?
Leader 1	ALL SCRIPTURE is breathed by God <i>(gesture to kids to say it with do actions)</i>
Leader 2	<i>(waving the Bible)</i> so you mean every word in this Bible is God's idea.
Leader 1	Exactly! ALL SCRIPTURE is breathed by God <i>(kids say with and do actions)</i>
Leader 2	Huh. So if every word in the Bible was God's idea, He must want to teach us something. <i>(pretend to read it)</i>
Leader 1	All scripture is breathed by god and is useful to teach us what is true <i>(do actions)</i>
Leader 2	<i>(look up from Bible)</i> What did you say it can teach us? <i>(read again)</i>
Leader 1	It is useful to teach us what is true <i>(say slowly and do actions)</i>
Leader 2	Look! It's useful to teach us what is right <i>(point to a verse)</i>
Leader 1	It is useful to teach us what is true <i>(say slowly and do actions)</i>
Leader 2	And look! It's useful to correct us when we are wrong <i>(point to a verse in the Bible)</i>
Leader 1	It is useful to teach us what is true <i>(say slowly and do actions)</i>
Leader 2	WOW All scripture is breathed by God and is useful to teach us what is true <i>(do actions)</i>
Leader 1	Let's try that all together. <i>(Get kids to repeat it with actions vary repetition by taking in a huge breath and trying to say it all in one breath. Again loud, quiet, high, low etc)</i>

2) Hands on

2.1) Skit: The story of Timothy (Acts 16:1-5, Timothy 1:3-7 and 3:14-15)

Have one of the young children's workers dress up in army cammo, as Timothy. Have him run in pretending to be on the battlefield. Once he has fought a few people, rolled on the floor, saved someone over his shoulder and done some army acrobatics let him pull out two scrolls. Then the News reporter enters and the interview begins.

News reporter	<p>Today boys and girls we are going to be interviewing Timothy. Now Timothy is a young man. He is part of God's army and he has been fighting the good fight of faith on the battle grounds of Ephesus and he is going to tell us today a bit of his amazing story.</p> <p>Welcome Timothy thank you for sharing with us. Timothy can you tell us why are you here?</p>
Timothy	<p>Hello boys and girls. I am so excited to be here today and to tell you my story. I am part of God's army and I have been in Ephesus working with the church there. (pull out a map to show the children where Ephesus is) I have been fighting the fight of faith and teaching the church some very important truths about God.</p>
News reporter	Timothy tell us a bit about yourself
Timothy	<p>I am glad you asked that question. (pull out two photos of two ladies. My mom's name is Eunice (show them a photo) and my granny's name is Lois.</p> <p>They are both Jews but they heard that Jesus died on the cross for their sins and so they decided to follow Him. My dad is from Greece. (pull out a Greek flag). Even though my mom is Jewish and my dad Greek, my mom and my granny taught me about Jesus from a young age.</p>
News reporter	When you were younger what did you want to do with your life?
Timothy	As a young child growing up in a Christian home I grew to love God. All I wanted to do was to know Him better and to follow him. I knew that I wanted my life to count for God.
News reporter	You wanted your life to count for God. That is wonderful. Now timothy, tell us a bit about your travels?
Timothy	<p>I met a man named Paul a few years ago. Now he was a Jewish man who was persecuting the Christian's until he had an encounter with God on the road to Damascus and this changed his life. Paul travelled a lot telling people about God. I was very fortunate to travel with Paul on his second mission when he went to Lystra. I also travelled to other places preaching the word of God and instructing the churches. Paul then asked me to stay in Ephesus and to instruct the church how they should live. During this time Paul sent me two letters which I have here and these letters helped me to teach the church in Ephesus how to be faithful and to become more like God.</p>
News reporter	Timothy you are so young and yet you are do confident tell us about what God has done in your life.
Timothy	God has really been doing a good work in my life. He has been teaching me to live a godly life, this means to live more like him. Even though I am young, God has taught me that with the Holy Spirit I am

	more than capable of doing the things He has called me to do. I want to see other people come to know God. God has taught me how to fight the good fight of faith.
News reporter	Timothy how do you think we become more godly
Timothy	There are many ways that we can become more like God and we are going to explore some of these over the next few weeks. If you want to become like someone you need to know them. We need to know God and have a relationship with Him. He can also speak to us through His word – the bible and through the Holy Spirit. Like with training for a marathon the more you practice the fitter you come. The same applies here the more we seek God and want to know Him the more we will become like Him.
News reporter	Timothy you have spoken about fighting the good fight of faith, what do you mean by this?
Timothy	Well I know that I was a sinner and Jesus died on the cross to save me from my sins. My life was changed because of God's grace. God wants me to leave behind the ugly things that I used to do, He wants me to become more like Him and He wants me to share my faith in God with others so that they can also get to know Him.
News reporter	Well thank you Timothy. We are going to have fun over the next few weeks as we look at the advice that Paul has given you in these two letters.
Timothy	Well back to the battlefields for me. I hope you all fight the good fight. <i>(salute)God bless! (exit doing some army moves etc.)</i>

2.2 Watch the youtube video on Timothy by Cross roads kids club. God's story Timothy.
<https://www.youtube.com/watch?v=w4GSFluzBSA>

2.3 Game:

- Play a few rounds of **I wrote a letter to my love** just before your lesson.

Children sit in a circle and one child has a letter. As the child with the letter walks around the outside of the circle everyone sings "I wrote a letter to my friend and on the way I dropped it. Someone must have picked it up and put it in their pocket. It wasn't you, it wasn't you It was you!"

When the person says "it was you" - they drop the letter and then run like mad, with the person who now has the letter chasing them, once around the circle of people and try and get to sit in that person's vacant place before they are caught.

If they are caught, they have to sit in the middle of the circle. If not caught, the new person holding the letter starts to walk around the circle, saying the little chant, and so the game goes on.

- **Message:**

Do you like letters? Have you ever received a letter before? Well do you know that the Bible is filled with letters that God wants you to read.

This term we are going to be learning about some important letters that Paul wrote to Timothy. These letters were very important. These letters were filled lots of information

about what God wants us to do so more people will know about Him and more people will love Him.

HINT: To make sure you do not run out of time play only a few rounds and then continue with the message and lesson. You can always come back to the game at the end.

3) Bible Story + Lesson

Begin Bible story:

- **Read 2 Timothy 3:16** All Scripture is inspired by God and is useful to teach us what is true and to make us realize what is wrong in our lives. It corrects us when we are wrong and teaches us to do what is right.

- **How does the Bible work?**

The Bible is made up of two main parts. The first is the **Old Testament**, which is the older part of the Bible, the part that was written first. It is the history of God's people in old times, and of God's people called the Jews, Judah, or Israel. Everything in the Old Testament happened before Jesus was born. It points to Jesus, telling us THE SAVIOR WILL COME.

The second main part is the **New Testament**. It is the newer part of the Bible. It is the story of Jesus' life, death and resurrection, and of His followers, the church. It was written shortly after Jesus' death. It, too, points to Jesus, telling us THE SAVIOR HAS COME.

- **Who wrote the Bible?**

Both the Old and New Testament are made up of different books and they are written by different people that lived during that time.

Do you remember when we learnt about the book of Acts? We read about a man named Paul and the many trips he went on. We also learnt about how he did everything he could to tell other people that Jesus was the son of God.

Well the Jewish people got angry with Paul for saying that Jesus was God's son and so Paul was often thrown in jail. It may seem like an awful thing that Paul was in jail so many times but in the end it turned out really well for us as while Paul was in jail he wrote many letters to the churches that were around at that time.

In fact most of the books in the New Testament are made up of the letters that were written by Paul. Remember that although Paul wrote these letters, everything that is in the Bible is there because God has chosen it to be. Repeat verse together. God would have given Paul the wisdom to know what to have written and how to build His church.

- **1 & 2 Timothy**

This term we are going to look specifically at the books 1 Timothy and 2 Timothy. Do you think that you can find them in your Bible? (Help the children look up these books, even with those that cannot read so they know it is in there)

Earlier we met Timothy and learnt about his life. Well the these books are made up of letters that Paul wrote to give encouragement and leadership guidelines to this young pastor Timothy at the church in Ephesus. The aim of the church is to help others know about and love God's son Jesus and in Paul's letter he gives great advice to young Timothy just how to do this.

- **How does this apply to me**

Although maybe one day you will be pastors right now our job might not be to lead a church but we can definitely learn from and apply Paul's advice to Timothy in our own lives.

If you read 1Timothy 6:12 you'll find out what our theme for this term is. Can you look up the verse and tell me what you think it is? (Explain how and help every child to look up the verse in the Bible). Are you ready to enlist to fight the good fight?

4) Learning outcomes

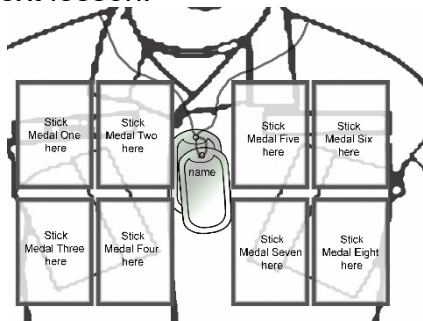
How does this apply to me?

- God wants me to read these letters and to follow the advice that is in them.
- God wants me to bring more people to know Him and to love Him.
- God wants me to fight the good fight. He wants me to live a life pleasing to Him and to help build His church.

5) Craft


Option 1: Medal collection

- Hand out and let the children decorate their "medal collection". Explain to them that each week they will be trained on how to "fight the good fight". Get them excited about receiving a medal containing the memory verse each week as they complete their training. Encourage them to try their best to learn the verse before the next lesson.



Option 2: Letters

- Age the paper by rubbing it with wet tea bags and crumpling it up. Get the children to draw a bible on it or write the fight the good fight scripture on it. Let them put it in an envelope. Remind them to show and teach their families what they learnt today.



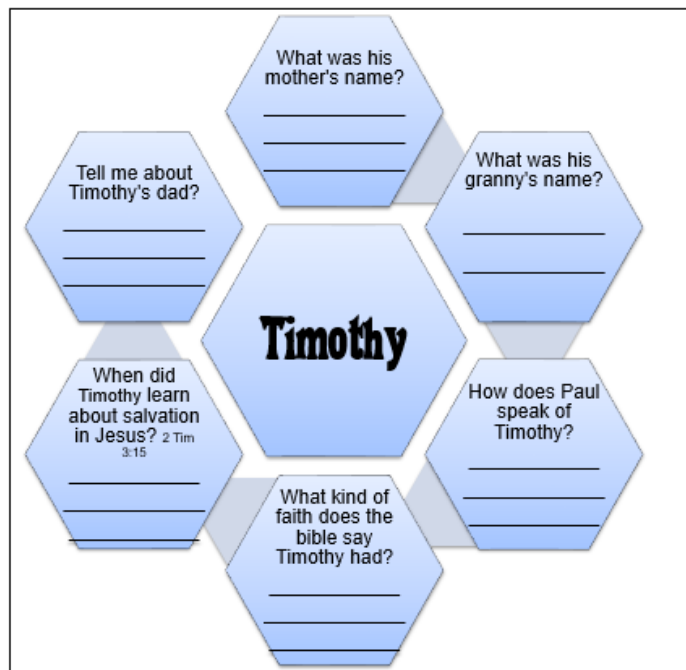
Option 3: Review Questions

- Children work together to look up the verses and complete the Review Questions Worksheet together. Even if they know the answer still let them find it in the Bible to reinforce that it is true.

Review Questions Worksheet:
Who is Timothy?

How much do you know about Timothy? Using your Bible look up the following scriptures and answer the questions.

Read: **Acts 16:1-2**
• **Timothy 1 and 2**



Lesson Two: Who is enlisted to fight?

Main focus for the lesson:

- We want children to understand that if we know and love Jesus that we are enlisted in the good fight and are part of God's army.
- Discuss and lead children to feel secure that they have been saved.
- Come as you are - young, unskilled etc. God, through His word, as well as the Holy Spirit will train, equip and guide you
- Fighting the good fight to live a life that is pleasing to God and to help more people love Jesus



1) Memory Verse

- **1 Tim 1:15** Jesus came into the world to save sinners like me (*Younger children*)
1 Tim 1:15 Christ came into the world to save sinners, and I am the worst of them all. (NLT) (*older children*)

- **Idea to teach the verse**

Let the children pretend like they are soldiers in the army. Get them to stand in a straight row, show them how to stand at attention, say the verse with them and then let them march or salute at the end.

2) Hands on

Perform the following game/s:

2.1) Skit: Enlisting in the good fight

	<i>Have Timmy and two friends come in rushing in setting up a birthday cake and putting a party hat on Timmy.</i>
Pam	Hello Timmy nice to see you today. What are you doing?
Timmy	Well I heard that the theme this term is "Fight the good fight" and well I have decided I want to be a part of God's army and fight the good fight too so I am going to enlist!
Pam	You do? That's wonderful Timmy (<i>wait</i>) <i>Timmy continues to blow out candles on a birthday cake with two friends singing happy birthday superfast and taking photos of him posing with a birthday card. Then they add a few more candles and repeat and pose with birthday card that says "18".</i> but I am confused. Timmy, it's not your birthday today? And you're not 18?
Timmy	Sorry Aunty Pam, I can't talk now, I have to be stretched?
Pam	Be stretched?

	<i>(Watch in dismay as the two friends grab hold of Timmy's arms and legs and begin to stretch him)</i> Timmy why are they stretching you?
Timmy	I'll explain later. I really have to get ready to fight the good fight. <i>(Timmy sits down and the friends plug in an electric razor.)</i> All off boys!
Pam	<i>(let the friends act like they are about to do it then stop to pull the wire closer and about to do it again then comb his hair etc. and then the last time...)</i> STOP!!! Timmy, what you are doing??!!!
Timmy	<i>(as he explains let him partly re act what he was doing)</i> Well I know to enlist in the South African army you have to be 18 and well I can't wait that long so I thought I'd rush it a bit and have a few extra birthdays so I could be 18 now. Then I know when I go to the big church all the people there are much taller than I am so I thought maybe if they stretched me I could be as tall as them then I could enlist in the good fight. And well everyone knows if you want to join any army you have to cut your hair.
Pam	But Timmy to fight the good fight you don't have to be 18, you don't have to be tall and you definitely don't have to shave all your hair off!
Timmy	I don't. Phew that was a close one <i>(fix hair)</i>
Pam	All you have to do is love Jesus
Timmy	Love Jesus? That's easy. I love Jesus VERY much. He is the greatest. You mean I am already enlisted?
Pam	That's right! The day you accepted Jesus into your heart you became part of His army and you were enlisted in fighting the good fight.
Timmy	Wow that's amazing! I'm so excited. Aunty Pam – does that mean even the kids here today that believe in Jesus are enlisted in the good fight?
Pam	They sure are!
Timmy	<i>(stand up straight and salute)</i> In that case Soldier Timmy reporting for training! Come on children let's all stand up together like soldiers. <i>(continue by teaching the weekly Memory verse as explained in section (1))</i>

2.2) Game:

Get a pack of dominos. Stick a piece of masking tape on each domino. Have the teacher draw a picture of person on one of the dominos. Give the other dominos to the children and ask them to draw the same picture of the person as the teacher has drawn on theirs. Once the children have drawn a picture on the domino set the dominos next to each other in a line, knock over the one domino so that all the other dominos go falling over.

Message: Just like you all tried to draw the picture of the man on the domino that looks the same as the picture that I have drawn. So God wants us to become like him. He wants us to reflect his image. Like an army all look the same we need to look like Jesus.

When we knocked one domino over the rest of them fell over. Each domino reached another domino and knocked it over. So each one of us can reach those around us and tell them about Jesus. Sometimes it is difficult telling people about Jesus. That's why God sends the Holy Spirit to give us boldness and power to equip us.

This game of knocking over the dominos is fun, but sometimes we don't put them close enough. Sometime we have to practice and train to get it right. The same with us as soldiers in Gods army. The more we read God's word, the more we pray, the more we are empowered by the Holy Spirit. The more like Jesus we will become and the easier it will be to tell others about Jesus.

3) Bible Story + Lesson

The Bible story is about Jesus calling the disciples. Show the children a picture of the story and see if they can tell you what happened.

- **Read:** Matthew 4: John 1:40

This is the story about when Jesus called his disciples. A disciple is someone who followed Jesus and tried to live more like him. If we love Jesus we are his disciples.



The story starts when Jesus is walking by and John says to the men with him "Behold, the lamb of God". John was saying Jesus was God's son. So let's read what the men with him did when they heard this.

John 1:40 "one of the two who heard John speak and followed Jesus was Andrew, Simon Peter's brother. He first found his own brother Simon and said to him, ' We have found the Messiah" (which means Christ) he brought him to Jesus. ... the next day Jesus found Phillip and said: "follow me" and Phillip followed. And then Phillip found Nathanael. Jesus knew that Nathanael doubted but God revealed to him that he was the Son of God and so he followed Jesus too.

Jesus chose 12 disciples and he spent 3 years with them training them and teaching them about God. During that time they went out and told people about the Kingdom of God. They got to know Jesus so well. They became more like him in their actions and the way they thought and did things.

After Jesus died on the cross and rose again. These men went out and started telling people about Jesus.

Read Acts 4:13 it says

"Now when they saw the boldness of Peter and John they saw that they were ordinary, uneducated men and they were amazed. And they saw that these men had been with Jesus."

Peter preached in Acts and 3000 people came to know Jesus.

So these men were called by Jesus. They were ordinary men with no education. Some were fishermen, one was even a tax collector that used to steal money from people. But they **chose to follow Jesus** and this is what qualified them to fight the good fight! **Believing in Jesus qualifies YOU!** They underwent some training and learned about the Kingdom of God and they lived lives like Jesus. **They went out and saw so many people coming to know Jesus. We need to do the same. But do we qualify?**

- **Read:** 1 Timothy 1:12 (NLT)

¹² I thank Christ Jesus our Lord, who has given me strength to do his work. He considered me trustworthy and appointed me to serve him, ¹³ even though I used to blaspheme the name of Christ. In my insolence, I persecuted his people. But God had mercy on me because I did it in ignorance and unbelief. ¹⁴ Oh, how generous and gracious our Lord was! He filled me with the faith and love that come from Christ Jesus. ¹⁵ This is a trustworthy saying, and everyone should accept it: "Christ Jesus came into the world to save sinners"—and I am the worst of them all.

(This might sound like a complicated scripture but it is a really good one to know and understand.)

Remember that this is Paul who is writing his story to Timothy to encourage Timothy.

In Acts 8 and 9, we learn more about Paul and how he came to know Jesus. Remember Paul is the guy who used to kill Christians because he didn't know and love God. He met Jesus on the road to Damascus. Remember he lost his sight but when Ananias prayed for him his sight came back.

Paul is telling Timothy that he has been made part of God's army because he realised that he was a sinner and that he was doing all sorts of ugly things. He was saying bad things about God and being ugly to Christians who love God. He said that he didn't know God that why he did those things. But when he met Jesus he realised he had been doing ugly things, he gave his heart to Jesus, he asked Jesus to forgive him of his sins and with the help of God he stopped doing the ugly things that he had been doing.

Paul didn't have to change himself before he came to know Jesus. His heart was ugly and when he accepted Jesus, then God changed Him every day to be more like Jesus.

Jesus wants us all to enlist in His army. We don't have to be a certain age or a certain height or have mad skills, like those who want to enlist in the South African Army. Paul even says to Timothy in 1 Tim 4:12 "*Do not let anyone look down on you because you are young.*" Jesus wants us all to come to know Him no matter how old or young we are. When we accept Him into our hearts and we become part of His army, he forgives us of our sins and then by getting to know Him and reading His word and being equipped by the Holy Spirit we become equipped to fight this fight.

Isn't that amazing, we come to know Jesus and then He equips us with all that we need to fight the good fight.

- **Questions and comments**

- **Would anyone like to enlist in God's army today and ask Him into their heart?**
- How can I train myself to become more like God?
- How can I get to know God better?
- What does the scripture mean by Fight the good fight of faith?
- How can we tell our friends about Jesus?
- How can we share the gospel without fighting with people from other religions?
- Discuss Rom 1:16 which says I am not ashamed of the gospel. How can we be bold to share our faith with others.

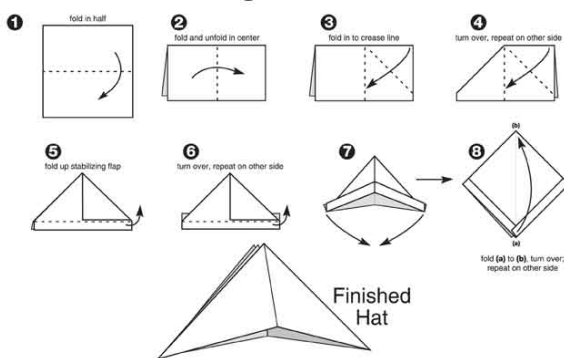
4) Learning outcomes

How does this apply to me?

- Jesus wants you to accept Him into your heart.
- Jesus wants to forgive your sins.
- Jesus is calling you to follow Him, He will train and equip you to fight the good fight.
- Fighting the good fight is to live a life that is pleasing to God and to help more people love Jesus.

5) Craft

Origami Hat



Option 1: Origami soldier hat

- If you believe in Jesus you are enlisted in the Lord's army



Option 2: Edible weights

- Make edible weights for the children to remember that God wants to train us to become more like him and to share the gospel with others.



Lesson Three: Physical training – Our heart

Main focus for the lesson:

- God wants to shape our character and our heart, making us more like Him, no matter how old or young we are.
- He wants to do this so our lives reflect Him and that we can love others like He loves them.

1) Memory Verse

- **1 Timothy 1:5**

(Younger children) Be filled with love that comes from a pure heart

(Older children) The purpose of my instruction is that all believers be filled with love that comes from a pure heart, a clear conscience and genuine faith.

Idea to teach the memory verse: See the craft “clean heart” activity.

2) Hands on

Perform the following game/s:

2.1) Get the children to stand to attention like soldiers. Explain that it is vital for soldiers to be fit and to exercise on a regular basis. Maybe tie a piece of army motif material around their forehead or their arm so that they feel like soldiers.

Make it fun, have children stand to attention in a line while you explain the instructions. Set up an obstacle course for the children using things like hoola hoops, chairs etc that you have. Get the children to climb over and under things, to maybe do star jumps or push ups, to jump through hoops etc. do a bit of the time trail and get them to do it once. Record their time and then get them to do it again, recording their time a second time. Hopefully they will have done it a little bit faster because they know the course and know what is expected of them.

Message:

- Emphasise to the children that we are part of God’s army.
- Emphasise that the more we train to do the obstacle the better we will get.
- Emphasise that as soldiers in an army need to train in order to fight a war that we as Christians have to become more like Jesus everyday so that we can win the fight that He has called us to fight.

3) Bible Story + Lesson

Laminate a heart cut out from red card. At each event where Joseph’s heart would have become hard and ugly draw on the heart. But then wash the heart with soapy water to show that even though he had hard things in life that could have made his heart ugly, his love for God is what kept his heart clean.



- **Read 1 Timothy 1:5**

“The aim of our charge is love that issues from a pure heart and a good conscience and a sincere faith.”

Paul is teaching Timothy that when we are fighting the good fight we need to love others. This love needs to come from a heart that is pure and clean. On our own our hearts can never be pure and clean but when we accept Jesus in our hearts our faith in Him and His love is what keeps it pure and clean. Let's read about a man from the Bible who believed and loved God and see if he managed to keep his heart clean and pure.

- Read: Genesis 37...

(Verse 1-11) Jacob had 12 sons but Joseph was his favourite. Joseph's brothers were jealous of him.

(verse 12) his brothers threw him into a pit and then they sold him to some Ishmaelites who were on their way to Egypt.

How do you think that made him feel? (Get the children to answer.)

I'm sure he was very sad.

How would you feel if your brother or sister sold you?

(Draw a sad face or scribbles for anger all over the heart as these and other emotions are mentioned. Then wash the heart and say "But Joseph's heart was pure and clean. Why? Because it was filled with God's love)

(Gen 39) Joseph was bought as a slave for Potiphar. The bible says the Lord was with Joseph and he became successful. Potiphar's wife accused Joseph of doing something bad even though he didn't do it and so Joseph was put into jail.

How do you think your heart would feel if you were put in jail for something that you never did?

Do you think that your heart would become hard and ugly?

(Draw on and wash the heart again and say "Joseph's heart was pure and clean. Why? Because it was filled with God's love)

In jail he met a cup bearer and a baker and he was able to interpret their dreams. Joseph said to the cup bearer to please remember him when he was released from Prison, but the cup bearer forgot and so Joseph had to stay in jail for 2 more years.

I'm sure by now Joseph's heart must have been hard and ugly because he had to go through such hardship.

(Draw on and wash the heart again and say "Joseph's heart was pure and clean. Why? Because it was filled with God's love)

Joseph was then asked to interpret Pharaoh's dream. God helped him to do this and so was released from prison. Joseph found favour in Pharaoh's house. Pharaoh even said this about Joseph *“Can we find anyone else like this man so obviously filled with the spirit of God?”*

Joseph loved God and he was faithful to God. God was the one who filled his heart and guided his actions. He set an example to others by the way he lived his life. After all these ugly things that happened we would imagine that Joseph would have had a hard and ugly heart.

(Draw on and wash the heart again) ... **but because of God his heart remained clean and pure.**

Does anyone know what happened next?

There was a famine in the land. Jacob told his sons to go from Canaan to Egypt to buy some grain. Do you think Joseph was ugly to his brother and chased them away without giving them anything?

(hold up the clean heart) NO! God kept his heart clean and pure. He showed his brothers favour and he provided for them and then he invited all his family to come and live with him in Egypt.

There were so many times where Joseph's heart could have become hard and ugly, however the love of God was in his Heart. Because of God's love in his heart he was able to forgive his brother and those who had done wrong to him.

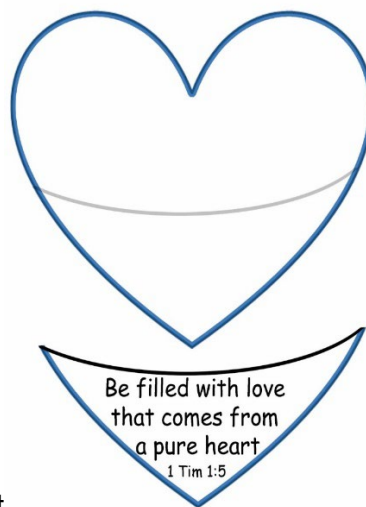
4) Learning outcomes

How does this apply to me?

- Fight the good fight by filling your heart with God's love so He can keep it clean and pure.
- Love everyone – no matter what. Help children understand that they do not have to love and accept what the person does wrong but should still love the person. E.g. pray for the bully.
- Loving others unconditionally is definitely not always an easy task but with God's help we can do it.

5) Craft

Option 1: Clean hear




t

- Children each make a heart and choose which words/ pictures are good to fill their hearts with and which they need to clean out. (see *emojicon options provided*)













Clean heart craft and activity

Use the craft to teach the memory verse:

Place some “emojicon cards” facedown. The children all say the memory verse together and then put their hand on a card. When they turn over the card they decide if it good/bad to fill their hearts with. Continue until all the cards are done. Older children can compete to fill their heart first.



Emoji ideas:

 Swearing	 Jealousy	 Obedience	 Humility
 Anger	 Fear	 Joy	 Forgiveness
 Complaining	 Laziness	 Worship	 Prayer

Lesson Four: What battlefields are we facing - Our minds and actions

Main focus for the lesson:

- God wants to train our character by making our mind and actions reflect His.
- By training our mind and actions we can lead others to Jesus.

1) Memory Verse

- **1 Timothy 4:12**

Don't let anyone look down on you because you are young but set an example for the believers in speech, in life, in love, in faith and in purity.

<https://www.youtube.com/watch?v=HI-P0uRlcPQ> The perfect song to teach the memory verse.

2) Hands on

Perform the following game/s:

2.1) Object lesson: Garbage in garbage out

Cut the bottom of a small plastic bin off and show it to the children before putting it on your head. Tell them when we say, watch, hear, hang around people we start to fill our minds. Name some of the “wrong things” we shouldn't fill our minds up with. As you mention them, fill up the trash can on your head with disgusting garbage (awful things that will get a reaction).

Tell the children that the things we put into our minds start to spill over to others. Mention that you can feel the bin starting to spill over as you move towards the children while lifting the bin just a little. They are most likely to move away from you.

We have been learning that to fight the good fight we need to live a life that is pleasing to God and to help God build His church. Do you think filling our minds with garbage is pleasing to God? Do you think it helps build his church? No I can't even get you to come close to me.

(You may want to stand on a plastic mat)

Conclude that when we fill our minds with rotten things --- now lift the bin off your head and let all the “garbage you put into your mind” fall out ---that is what we become.

But it doesn't need to stop there! The bible says in **Romans 12:2 (NLT)**

*Do not conform to the pattern of this world, **but be transformed by the renewing of your mind.** Then you will be able to test and approve what God's will is--his good, pleasing and perfect will.*

Jesus is able to change your mind and make it clean and new. Take a new clean small plastic bin with the bottom cut off. This time name things that God wants you to be filling your minds with (worship, wise advice, Bible verses, this lesson) As you mention these “Godly things”, fill up the trash can on your head with delicious sweets.

This time when you walk closer to the children they will most likely come closer to you. Ask them “why are you coming closer to me?” But when I had the garbage everyone ran away from me.

You see it is the same when our minds are filled with garbage we become garbage and no one wants to come near us let alone hear what we have to say.

When we are filled with godly things people are drawn to us. They want to hear what we have to say. They want what we have.

If we are fighting the good fight, do you think filling our minds with Godly things is pleasing to God? Do you think it helps build his church? Yes, look how you all want what I have.

So remember if we are to fight the good fight we need to be filling our minds with Godly things as this is pleasing to God and it will help build His church. (lift bucket and let the kids grab the sweets that fall – have leaders ready with extras for the kids at the back to avoid a stampede)

HINT: Do not lift the bin until you have said everything you need to say as it will be very hard to gain their attention again once they have their sweets.

Romans 8:5 New Living Translation (NLT)

⁵ Those who are dominated by the sinful nature think about sinful things, but those who are controlled by the Holy Spirit think about things that please the Spirit.

3) Bible Story + Lesson

- **Story of the Good Samaritan (Luke 10:25-37)**

(Story aids have been provided to use to tell the story.)

Emphasis that the Samaritan showed love God's and he showed the man love by helping him, paying for him to recover and looking after him.

The other men were good men however they didn't stop to help the person who was injured, yet this good Samaritan man, showed love towards the injured person. He stopped to help him. He gave him his clothes and paid for a place for him to stay while he was getting better. This Samaritan man showed the love of Jesus. His actions were good. We need to be the same.

Before you begin:

Divide the children into 2 groups (namely the “Injured Man Group” and the “Unhelpful Holy People Group”) Explain each group's part and teach them the refrain that they will be saying. You can even have these written out on the story board for them to refer to. For smaller classes let the children be the injured man. The storyteller can tell the story using their own words but try to end in the same line so the groups know when to say their refrain.

You can also have volunteers dress up as each of the characters and act it out as you tell the story.

Storyteller	Once, a man was walking from Jerusalem to Jericho when he was attacked, beaten up and robbed! The thieves took his money. They took his coat. The even took his pants ... and his underwear! Yikes. He lay in a ditch by the side of the road and he called and he called and he called for help...
Injured Man Group	Anybody, anybody please help me I was beaten and robbed And I have an owie
Storyteller	Soon a priest came by. Of course the man expected the priest to help him. But do you know what happened instead.
Unhelpful Holy People Group	The priest walked by with his nose held high asif he didn't hear the hurting man cry
Storyteller	The man lay there getting weaker and weaker. He couldn't even crawl out of the ditch! So he did the only thing he could do, he called and he called and he called for help...
Injured Man Group	Anybody, anybody please help me I was beaten and robbed And I have an owie
Storyteller	Soon a Levite came by. A Levite, if they weren't priests, helped prepare the tabernacle. The injured man was sure that the Levite would help him. But do you know what happened instead.
Unhelpful Holy People Group	The Levite walked by with his nose held high asif he didn't hear the hurting man cry
Storyteller	By now the injured man was getting desperate! He was too weak to yell anymore. All he could do was whisper and whisper and whisper for help...
Injured Man Group	<i>(whisper)</i> Anybody, anybody please help me I was beaten and robbed And I have an owie
Storyteller	Well who should come along the same road but a Samaritan – a man this guy didn't like. He didn't like anyone from Samaria! He made fun of the people who lived there. He expected the Samaritan to walk on by, or maybe even hurt him worse! BUT.... The Samaritan stopped. He offered his hand He bandaged his wounds, and helped the man He put him on a donkey, he took him to an inn, And paid the innkeeper to take care of him! Here's the moral of the story if you don't yet know it: Don't just say you love your neighbour, fins a way to show it!

Conclusion: A parable is a story Jesus told so that we can learn an important.

Can you work out what Jesus was trying to teach us?

The main point to learn from the Parable of the Good Samaritan was that we need to love with our actions, not just by words, but by reaching out to anyone with needs. And who needs our help more than the people that do not know Jesus. When we are living our life to please God and bring others to love Jesus we are fighting the good fight. When we are fighting the good fight our actions need to show God's love and need to help bring people to love Jesus.

4) Learning outcomes

How does this apply to me?

- Fight the good fight by thinking and doing the things God does.

5) Craft

Option 1: (for younger children)

Emphasise that God wants us to help others.



Option 2 (for older children)

- How can we set an example in our speech?
- How can we set an example in our conduct?
- How can we set an example in our in
- How can we set an example in our and in purity?

Before you speak:

THINK

T = Is it True?

H = Is it Helpful?

I = Is it Inspiring?

N = Is it Necessary? love?
faith

K = Is it Kind?

Lesson Five: Spiritual training – PRAYER

Main focus for the lesson:

- To learn how to pray
- To learn to pray **for other people** more

1) Memory Verse

- 1 Timothy 2:1 “Pray for all people and ask God to help them” (*younger children*)
1 Timothy 2:1 “I urge you to pray for all people. Ask God to help them; intercede on their behalf, and give thanks for them.” (older children)

- **Idea to teach the verse**

Let the children kneel on the floor in a praying position to start and leader says “I urge you” and children respond “pray for all people and ask...” then they jump up and cup their hands either side of their mouth and shout out “GOD TO HELP THEM”

After you have repeated the verse a few times, ask the kids which people we can pray for. Their school, their soccer club, country etc. and supplement the name in the verse. E.g. Pray for Cornerstone Kids and ask God to help them. E.g. Pray for Reddam House and ask God to help them.

2) Hands on

Perform the following:

2.1) Skit:

Captain	Soldiers, this is a very important mission.
Soldiers	Yes sir
Captain	You need to follow all my instructions and cut the right wire.
Soldiers	Yes sir
Captain	One thing wrong and BOOOM the bomb could blow and I aint explaining that to these kid’s parents
Soldiers	Yes sir
Captain	So I’ll be just outside. If you need anything just ask (<i>leave the room</i>)
Soldiers	Yes sir
Soldier 1	Ok are you ready to disassemble the bomb?
Soldier 2	Of course I’m ready. Didn’t you hear him “This is a very important mission!”
Soldier 1	Ok so here are the scissors, cut the wire
Soldier 2	Are you crazy! I don’t want the scissors you take them. (<i>fight back and forth until he ends up with the scissors.</i>) What if I cut the wrong one.
Soldier 1	BOOOM! (<i>say it slowly with expression and hand signals</i>)
Soldier 2	What?
Soldier 1	BOOOM! (<i>again</i>)
Soldier 2	Why are you saying BOOOM
Soldier 1	No reason. Good luck! (<i>tap him on the shoulder and move away a bit with hands in his ears</i>)
Soldier 2	Ok here I go. I am going to cut the red wire. Red means stop and I want to STOP the BOMB

Soldier 1	(fingers in his ears) ooo are you sure you want to cut the red one? In the movies you NEVER CUT THE RED ONE.
Soldier 2	NEVER CUT THE RED ONE?
Soldier 1	NEVER CUT THE RED!
Soldier 2	(wipe brow like sweating) Never cut the red one! Now you tell me. This so tense. Ok I'll cut the blue wire. Here I go.
Captain	<i>(over walky talky)</i> Soldiers come in. Soldiers come in. Are you there?
Soldier 1	Yes sir, we're here.
Captain	Just seeing how you are doing. Make sure whatever you do, DO NOT cut the blue wire.
Soldiers	Yes sir
Captain	Remember if you need anything just ask
Soldiers	Yes sir
Captain	Over and out
Soldier 1	Phew that was a close one. You almost cut the wrong wire.
Soldier 2	What?? I almost cut the wrong one?? You do it then! <i>(hand over scissors)</i>
Soldier 1	Me? Well I guess there is nothing left to do but to cut the green one. Green means go – once we cut it we can go - hahahaha
Soldier 2	This is really no time to laugh the bomb is going to go off any minute now. Cut the wire already.
Soldier 1	Children – what do you think we should do? <i>(get other leaders to lead them to say ask for help if they don't already)</i>
Soldier 2	Did you say “ask for help?”
Soldier 1	Ask for help what a brilliant idea. Why didn't we think of that? “Captain come in, Captain”.
Captain	Yes soldiers. What can I do for you?
Soldier 1	Well sir, we're not really sure which wire to cut
Captain	Why didn't you say so ... all you had to do was ask! You must cut the RED WIRE!
Soldier 2	I thought you said NEVER CUT THE RED WIRE
Soldier 1	Hee hee <i>(laugh sheepishly)</i> Good thing we asked!
Soldier 2	<i>(cut the wire)</i> Yes we did it the bomb is disarmed. We are saved. It's a really good thing we asked for help. Well we learned a very important lesson today.
Soldier 1	What's that – “NEVER CUT THE BLUE!!!”
Soldier 2	No, we learnt when you fight the good fight you must ask for help!
Soldier 1	ASK FOR HELP. Now that's a great lesson to learn.

- **Message:** Today in our skit we learnt how important it is to ask for help. There will be many times when we are fighting the good fight that we will need to ask for help. Who do you think we should be asking to help us?
- **God wants us to ask Him for help. When you are not sure what to do, pray to God. He is always listening and ready to help you.**

3) Bible Story + Lesson

Begin Bible story:

- **What does it mean to pray?**

Show the children a cell phone. Ask them “what is this?” and “what can you do with it?”
(allow answers)

The main purpose of a phone is to call someone. Who could we call on the phone? (*mom, dad etc*). Should we call – name someone that would interest the kids. (*the president, Justin Bieber etc*)

Then ask them for that person’s number. We can’t call them as we don’t have their number.

Ask them if we could call God? I guess I would need a really big cell phone - after all God is so huge (*make a huge cutout*)
(*Children should reply with things like He doesn’t have a phone, don’t know His number*)

So if God doesn’t have a phone can we still speak to Him? Of course we can.
How can we speak to God?

We can speak to God because He is everywhere. We don’t need a phone or anything else we just speak to Him and He hears.

Read 1 John 5:14

“And we are confident that he hears us whenever we ask for anything that pleases him.”

When we have a conversation with God what do we call this? We are PRAYING.

- **What do we pray for?**

Have you ever asked God to forgive your sins?

Have you ever prayed and asked Jesus into your heart?

What are some of the other things you have prayed to God for?

Guidance
Healing

Strength
Provision

Protection
Forgiveness

Wisdom
Salvation

Often when we pray, we ask God to help us or do something for us. Of course God wants us to ask things from Him, He loves us! But this is **not the only reason why we pray**. Can you imagine having a conversation with your friend where all you do is ask for things?

We also pray to praise Him. To **thank** Him for everything He has done. To **declare our love** for Him and **acknowledge Him** as the great king He is. To **adore** him. To **build a better relationship with Him**.

Daniel was a man who prayed to God all the time. Even when the King made a rule that said they were not allowed to pray to God, Daniel still did it! This ended him up in a pit of lions but this is not too much for God and so He protected Daniel. Daniel knew how important it was to pray to God and his example teaches us that we need to be spending more time praying to God.

(Presentation and free printable illustrations for the story of Daniel in the Lion's Den can be found at <http://www.freebibleimages.org/illustrations/daniel-lions-preschool/>)

- **Who do we pray for?**

Many times when we pray to God we are asking Him for things that help **us**. Even when we are thanking God – we thank Him for things He has done for **us** or given **us**.

This is good as God wants us to pray to Him for ourselves.

I am sure most of you have also prayed for your family. Or people you know, like your friends. (*encourage the children and say well done that is wonderful!!*) Hopefully you have also prayed for your teachers and the leaders at children's church.

This is good as God wants us to pray to for our families, friends and people we know.

Let's have a look what Paul wrote to Timothy about praying.

1 Timothy 2:1 "I urge you to pray for all people. Ask God to help them; intercede on their behalf, and give thanks for them."

He even goes on to say pray for the kings and people in high positions.

When we read this we probably think ahh how sweet, Paul wants us to pray for all people and the kings too. What if I told you that he is telling Timothy to pray for the very kings and leaders that have put Paul in jail and the same people who want to have him killed?!?!?

I can just imagine a panicked Timothy's reaction Why Paul WHY!!?? And to give thanks for them ...Noooooo.

Why would Paul be telling Timothy to pray for all people?

Earlier we said that we do not need a phone to speak to God as He is everywhere. What about the people that do not know that God is all around us? What about people who do not even know who God is. They do not know that they can pray to God?

Do you think we can pray on their behalf? Yes, this is called intercessory prayer.

In verse 3 we then read why he is saying this. (*Read it with them and get them to try and work out why*) **SO THAT ALL PEOPLE CAN BE SAVED!**

But wait that is what the good fight is ... to try and live a life that is pleasing to God (by praying) and help other love Jesus (praying for others).

- **PRAY**

No lesson on prayer is complete without giving the children the actual opportunity to pray. One option is to let them divide into partners and pray for each other, their schools, families, sport clubs etc.

Another option is to let them each have a turn to say the memory verse "Pray for other people and ask God to help them" before rolling the Prayer Dice (see craft)

Once they have each rolled and have someone they are going to pray for form a circle holding hands. Allocate one person to start and when they are finished praying they squeeze the hand of the person next to them. Provide the option to those feeling insecure that they may squeeze and miss their turn. The leader goes last and closes in prayer.

• How does this apply to me

As soldiers in the good fight we have a mission – to live a life that is pleasing to God and to help others love Jesus. GOD WANTS YOU to be praying for ALL the people around you so that they will love JESUS.



4) Learning outcomes

How does this apply to me?

- I need to spend more time praying to Jesus.
- Praying is not only asking for things but also thanking and giving Praise to GOD
- When I pray for others I am living a life that is pleasing to God and I am help more people love Jesus.

5) Craft

Option 1: Prayer Dice

• How to make a prayer dice

- 1) Cut out the provided template of the prayer dice around the dotted line.
- 2) Fold along all the solid lines in a downward direction
- 3) Put glue on the tabs and join them to the adjacent side to form a cube.



• Connection to lesson

Encourage children to use their prayer dice to pray for people and places that are around them. Firstly, they need to be praying for people to know and love Jesus. Discuss with them other things they could pray for each of the people/places shown.

Other Options:



Lesson Six : Our weapon – OUR TESTIMONY

Main focus for the lesson:

- What is a testimony?
- Do not be ashamed to share your testimony.
- Practical ways to help share your testimony.

1) Memory Verse

- 1 John 5:11 (ESV) And this is the testimony, that God gave us eternal life, and this life is in his Son

2) Hands on

Perform the following game/s:

2.1) Object lesson : Thanks for the cake...

Gran	<i>(busy preparing to make a cake.)</i>
Sally	<i>(walk in slumped)</i> Hi Granny. I had the worst day ever. Life just couldn't get any worse!! It all started with Mrs Brink being absent from school today and so Mr Thomson filled in for her. He gave me so much work that I had to stay in at break and finish. Then because I missed break I was so thirsty that I asked the teacher in the next class if I could go to the bathroom for a drink of water and while I was away she made everyone get into pairs for our project. So now I have to partner with Sue. Can you believe it, with Sue! She's the new girl and no one wants to go with the new girl.
Gran	<i>(keep making a cake)</i> Shame my dear. Would you like a snack?
Sally	Yes please Gran, that would be lovely.
Gran	How about some cooking oil? <i>(hold up each ingredient as mentioned)</i>
Sally	No way!
Gran	Okay, how about some flour?
Sally	Gross, Gran!
Gran	Well, would you like a stick of butter or maybe some baking soda?
Sally	GRAN! What's wrong with you?
Gran	I am sure you agree that all these things don't sound very good when they are on their own but put them all together in the right order and they make a delicious cake which we can enjoy. Well it's the same as what happened with you today.
Sally	It is? I don't understand?
Gran	Do you remember at Cornerstone Kids you learnt what your testimony was?
Sally	Yes, my personal testimony is telling others what God has done in my life so that they may know and love Jesus
Gran	Well done Sally I am glad you were listening. Well every day God builds your testimony a little more. Things happen in your life that you are able to share with others. Sometimes these are nice things that are sweet like this sugar and other times these things can difficult to stomach on their own like this oil and baking soda. <i>(pretend to add each to the bowl as if making the cake)</i>

Sally	Which is like me having to do extra work and being with a new partner?
Gran	But when you look at them all together, in God's timing you will start to see His amazing plans take place and you will be left with a wonderful testimony. <i>(bring out a delicious cake)</i>
Sally	Oh dear Gran all I've been doing is complaining and that's not a true testimony of what God has really done in my life. God always looks after me and loves me so much. You're so wise Gran. I can't wait to see what God is adding to my testimony.
Gran	Come and have some cake dear. <i>(freeze)</i>
Have someone walk pass with a poster that reads ONE WEEK LATER.	
Sally	Gran Gran you won't believe it! You were right God was building my testimony. It turns out that extra work Mr Thomson made me do was in our spot test today and I got an A+! But that's not all. That new girl Sue is such a nice girl and I found out that she doesn't know anything about Jesus. So I told her my testimony and about everything that God has done for me and now she wants to come to Cornerstone Kids with me. Isn't God amazing?
Gran	Wonderful Sally. Now that's a great testimony.

Message:

God is continually adding to your testimony. Sometimes this may mean there are parts that are difficult to bear. **Don't complain – wait in anticipation and later you will be able to testify what God has done once He has finished His great plan.**

3) Bible Story + Lesson

- **What is a testimony?**

A testimony is telling others what has happened. Your personal testimony can be the first time you ever accepted Jesus into your heart or a particular recollection of what God has done for you.

- **What was Paul's advice to Timothy?**

The Bible says in 2 Timothy 1:8 that we **must not be ashamed of our testimony**. This means that we must not be scared or worried what others may think and should rather tell them how GREAT God is and what He has done in our lives.

2 Timothy 2:8

⁸ Always remember that Jesus Christ, a descendant of King David, was raised from the dead. This is the Good News I preach. ⁹ And because I preach this Good News, I am suffering and have been chained like a criminal. But the word of God cannot be chained. ¹⁰ So I am willing to endure anything if it will bring salvation and eternal glory in Christ Jesus to those God has chosen.

Sharing our testimony is a powerful weapon that we can use in the good fight to bring more people to love Jesus. **The message we have to share is so amazing it was worth suffering for.** Let's learn about Paul's testimony.

- **What was Paul's testimony? (Acts 9)**

We know from when we studied the book of Acts that Paul did not always fight the good fight. In fact he used to kill people that either loved Jesus or wanted to tell others. One day God spoke to Paul and blinded him with a bright light. Paul remained blind for three days. God then sent a man named Ananias to tell Paul that the voice he had heard was God and when Ananias touched him, Paul could see again AND he was filled with the Holy Spirit.

From that day on Paul did everything to tell people about Jesus. He didn't care if they threw rocks at him, put him in jail or even killed him. He just wanted to testify so that people would love Jesus.

God's story: PAUL https://www.youtube.com/watch?v=R0p0W_Zbt1s (a fun and quick summary of Paul's testimony)

- **Practical tips for sharing your testimony**

3.1) Know what your testimony is.

Allow the children some time to plan and write out what their personal testimony is. (see *craft option two*)

3.2) Conversation starters

One of the difficult things to overcome when sharing your testimony with your friends and family is finding ways to get the conversation started.

Here are some ideas. (*Work through them with the children and see if they can come up with better ways*)

- **Try texting**

- Why not text a few lines about what you read in the Bible or learnt at Junior Youth that week rather than just talking about your bad hair day.
- When someone asks "hey, what you doing?" your reply can be "fighting the good fight". It's sure to trigger some curiosity.
- Set your "status" with the week's memory verse you are busy learning.

- **Things around us**

Use the things around you to bring up conversations about Jesus. My uncle was excellent at this. One day he was standing by one of those boards that show all the houses that are for sale and the he started chatting to the man next to him about how expensive they were. Then he went on to tell him about a house that had pearl gates and golden streets and was for free as the price had already been paid! Of course this got the man's attention. My uncle was talking about Heaven and then he went on to tell him that accepting Jesus, who has already paid the price for us, is the only way to heaven.

- **Weekend news**

Start with "What did you do this weekend?" Make sure you listen! Then ask "Do you know what I did this weekend?" and go on to tell them what you learnt and how God added to your testimony.

Do you know what my mom told me this weekend ...

- **I thought of you**

People love it when we think of them. Use what you have learnt on Sunday to match it to people who it makes you think of.

You can say on Sunday at church we learnt about a message about patience and how it's not good to get angry and I thought of you because you are often very patient.

- **Invite someone to an event**

Big weekend is an excellent opportunity to invite friends where they can learn more about Jesus.

3.3) Practice what you preach

It is important that we try our best to make our words match our actions.

E.g. Testifying that God wants us to show love to others and then five minutes later saying mean things or spreading rumours about another person is not pleasing to God.

Sometimes our actions can even talk much louder than our words and these can be excellent testimonies to people around us.

Recently my son tried out for a provincial team. He had trained the entire winter season to try and make the team and had done well to be both skilled and fit enough to make the cut. Unfortunately at the last minute they changed the date that they were going to select the team and so it meant he would not be there for the try outs. After the coach promising him a spot on the team, even though he would not be there, he gave away his spot to someone who was not as skilled as him.

How do you think this would make you feel and react if this happened to you?

My immediate reaction was "This is so unfair!" and the first thing that came to my mind was to complain. That was until I saw the reaction of my son. He was disappointed of course but instead of focussing on anger and the injustice he did not say one mean word about his coach and did not complain once! Instead he asked if he could continue training with the team even if it was just for the enjoyment of it.

His reaction was such a great testimony. It showed how a Christian should not get angry, love others even when they are treated wrongly, count your blessings first and so much more. Not only I but parents and friends were amazed of his reaction too and it was such a great testimony of Jesus in his life!

So next year he may try again but the best part of not making it this year is that God added to his testimony.

Remember when you feel let down or when you are hurt by others, these are just parts of your testimony that God uses in our lives to help others want to know more about what we have --- Jesus!

3.4) Do not get involved in foolish arguments

Sometimes when we are sharing our testimonies others may not agree and may even start a debate with you. The best way to handle this is to follow what it says in 2 Timothy 2:23

²³ Again I say, don't get involved in foolish, ignorant arguments that only start fights. ²⁴ A servant of the Lord must not quarrel but must be kind to everyone, be able to teach, and be patient with difficult people. ²⁵ Gently instruct those who oppose the truth. Perhaps God will change those people's hearts, and they will learn the truth. ²⁶ Then they will come to their senses and escape from the devil's trap. For they have been held captive by him to do whatever he wants.

4) Learning outcomes

How does this apply to me?


- God gives me a testimony so I can help others know about and love Jesus.
- No matter what I need to be sharing my testimony.
- These are ways I can share my testimony ...

5) Craft

Craft Option 1

- **I love Jesus because**

1. Draw a heart shape in the center of one paper plate and partially cut it out so that it creates a door like flap.
2. Glue this paper plate to another paper plate, top to top to form a "basket".
3. Let the children decorate it as they please using stickers, paint, beads etc.
4. Print and cut out the hearts on colour paper (template provided)
5. As you discuss each of the reasons why you love Jesus fill the heart. Tell the children that our hearts are filled with love for Jesus because of how great He is and because of all the wonderful things He has done.
6. You can provide the children with blank hearts where they can draw or write their own reasons why they love Jesus. (template provided)
7. Remind them that we need to be telling others about how much we love Jesus. This is our testimony. This will help other know and love Jesus more.
8. Play a little game where a friend takes turns to pick a heart out of the "basket" and use the picture to testify why they love Jesus.



I love Jesus because..

Lesson Seven: Our weapon - The word of God

Main focus for the lesson:

- God wants you to be reading and teaching the Bible to others.
- We need to be growing spiritually – moving from a place where we pray, read the Bible, ask forgiveness for ourselves towards doing this so that we can teach others about the Bible and build God's church.

1) Memory Verse

- 1 Timothy 4:13 focus on reading the Scriptures to the church, encouraging the believers, and teaching them (*suitable for older ages*)
- 1 Timothy 4:13 Read the Bible to the church and teach them (*suitable for younger ages*)

- **Idea to teach the memory verse**

Mystery voice: Hide a panel of people behind a black sheet. Get one of them to say/read the memory verse. Lower the sheet and let the children guess who said it.

Repeat until the verse has been said a few times. Get the children to say it a few times in between as a "reminder" to the people behind the sheet what they must say.

Conclude – we were able to easily recognize the voice of people we know well. The same is with the Bible, when we spend time reading and learning God's word we start to recognize God's voice. That way when people say or do things that are not pleasing to God we can hear quickly that it is not God's words.

2) Hands on

Perform the following game/s:

2.1) Object lesson: The most important Book

What's this? Right it's a Telephone Book. And what is it used for? Right, everything that you need is supposed to be in this book. All you do is flip through the pages, find what you need, and the number is right there.

If you need a toy store, it's in there. If you need a sweet shop, it's in there. If you need a place to buy clothes, it's in there. Anything you're looking for is supposed to be in this book.

But I came across something that really, really bothered me. I was going through the G's and God wasn't in there. Then I thought, "Well, let me check the J's, maybe I could find Jesus." But, Jesus wasn't in there either.

And then I got to thinking. Well, Jesus died a long time ago, then He rose from the dead, and then He went back to Heaven to be with God. But what about the Holy Spirit? The Holy Spirit is here on earth, He can even be found in the church. So they have to have a number or something I could use to get in touch with the Holy Spirit. But you know what? The Holy Spirit wasn't in this book either. So after that, it really started to bother me even more. In a book that has over one thousand pages, I can't find God, Jesus, or the Holy Spirit.

Then I remembered - their names and numbers may not be listed in this book, but I know of another book that lists all of their information.

Who knows what book I'm talking about? Right, the Bible. (*hold your Bible up*) If you want to know about God, He's in here. If you want to know about Jesus, He's in here. If you want to know about the Holy Spirit, the Holy Spirit is in here.

And you know what one of the best things about the Bible is? It comes with names and numbers you can call on too.

Like when you are fighting the good fight and you start to feel sad you can call John 14:1 "Don't let your hearts be troubled. Trust in God, and trust also in me.

Or when you've sinned, you can call Psalm 51: 10 Create in me a clean heart, O God. Renew a loyal spirit within me.

When you ... (add in verses that they have learnt this term)

So, everything that you REALLY need is in this book. Read it. Learn it. Teach it! And you will be able to successfully fight the good fight.

3) Bible Story + Lesson

Begin Bible story:

Remember we learnt that the book of Timothy is made up of letters from Paul. In these letters Paul is teaching Timothy how he should lead the church they started in Ephesus so that more people could come to know and love God and believe in His son Jesus.

In those days most priests were old men but Timothy was much younger and so many people didn't even want to listen to what he was saying. Have any of you ever experienced people not wanting to listen to what you are saying because you are young? Paul knew that this would be a problem and so he gave Timothy some advice. Perhaps this advice can help you too.

- **Read:** 1 Timothy 4:12 Don't let anyone think less of you because you are young. Be an example to all believers in what you say, in the way you live, in your love, your faith, and your purity. (NLT)

I think it is excellent advice and covers a lot of what we have been learning about this term. (Use this as an opportunity to recap what we have taught this term)

Be an example:

- in what we say (OUR TESTIMONIES)
- In the way you live (YOUR ACTIONS AND MIND)
- In your love (OUR HEART) (PRAYING FOR OTHERS)
- In our faith and purity (OUR HEART AND MINDS)

So Paul is telling Timothy that even though he is young he can be a Godly example to others and in doing this He will be living a life that is pleasing to God and help build God's church. Young Timothy will be fighting the good fight.

BUT WAIT! There is more! Not only does Paul tell Timothy to be a good example but in verse 13 he tells him one of the most important things we need to be doing when we are fighting the good fight. ARE YOU READY FOR YOUR INSTRUCTIONS?

Read: 1 Timothy 4:13 “focus on reading the Scriptures to the church, encouraging the believers, and teaching them”

Paul is telling Timothy that if he wants to build God’s church he needs to be reading and explaining the Bible to people. He needs to be preaching God’s word.

It is important for us to read the Bible so that we can know more about God, Jesus and the Holy Spirit but it doesn’t stop there.

Read Hebrews 5:12-13 “You have been Christians a long time now, and you ought to be teaching others.”

Can you teach someone how to speak Japanese? Can you teach someone how to make a rocket? No? Why not? As we cannot teach something we do not know.

In the same way if you cannot teach people about the Bible if you do not know what it says yourself. We too need to be reading the Bible and learning verses from the Bible so that we can teach others.

Fortunately for you, the teachers at Cornerstone Kids are amazing and so we try every week to teach you something new from the Bible.

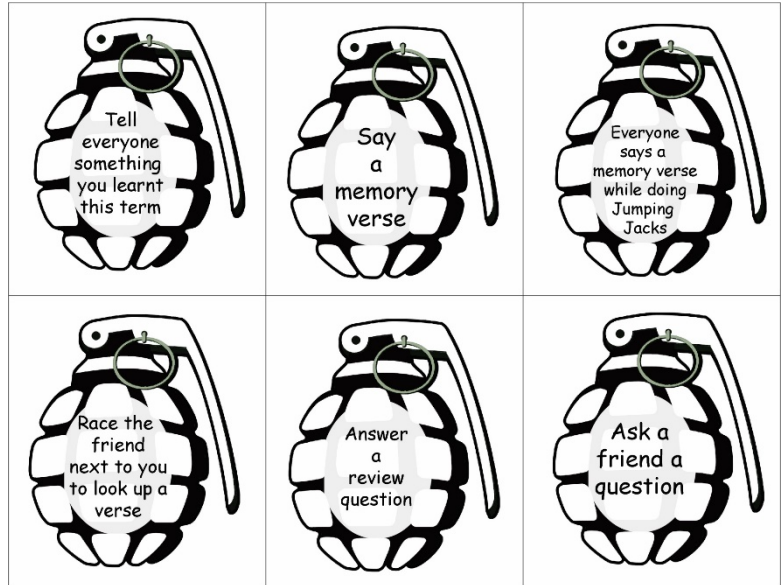
Today we are going to play a fun game to see how much you have learnt this term. Remember everything you have learnt can be used to teach someone else.

Hot Grenade

Simple version - As the music is playing children pass a "grenade". Once the music stops the person still holding the "grenade" says the memory verse.

Review Game: (With cards provided)

Children sit in a circle with the "Hot Grenade cards" in the centre. Cards can be face up as this can help children feel more prepared. As the music is playing children pass a "grenade". Once the music stops the person still holding the "grenade" has to follow the instructions on the next card. Have Bible verses to look up as well as review questions written on a list so that you can choose an age/level appropriate question for the child it stops with. Example cards as well as blank cards have been included.



4) Learning outcomes

How does this apply to me?

- I can teach others!
- These are the things I know that I can teach others ... (*good opportunity to recap memory verse learnt this term*)

5) Craft

Finger paint Soldier (*see template attached*)

- Let the children finger paint the soldiers uniform
- Cut out the "mini Bible", fold it to make a book. Stick it onto the soldier's hand so that it can flap open
- For older children – make more than one page in the mini book so
- that they can write the things they know that they could teach others.



Lesson Eight: Always victorious

Main focus for the lesson:

- The battle is the Lords and so we will be victorious.
- Rely on the Holy Spirit to guide you.
- Games to recap all that was taught this term.

GAMES DAY:

For the last lesson of the term set up stations, crafts, games that the children can choose to get involved with. These games should teach and remind them of things taught this term. Some ideas have been provided in the sections below.

1) Memory Verse

- **1 Corinthians 15:57**

Thanks be to God who gives us victory through our Lord Jesus Christ.

- **Idea to teach the verse**

Eat out memory verse:

Get the children to repeat the verse (1 Cor 15:57) a few times. Prepare a bowl with a verse stuck inside the bowl at the bottom. (e.g. *Proverbs 21:31 the horse is prepared for the day of battle but the victory belongs to the Lord*) Fill the bowl with a large packet of chips (e.g. flings) making sure that the verse is covered. Divide the children into small teams and let them sit around the bowl. Teams then race to finish the chips to reveal the verse at the bottom. **TAKE NOTE each person is only allowed to take one chip at a time and must say the full memory verse before taking another.** To win all mouths and the bowl must be empty. **CHEATERS WILL BE PENALIZED** - e.g. 30 second timeouts where no one on the team can take a chip.

2) Hands on

2.1) Game: Mine fields

- Congratulations everyone on doing so well with your training this term. You have learnt so much and are now more than prepared to continue with fighting the good fight. Before we complete our training there is one more important lesson you need to learn...

When we are fighting the good fight we often have choices to make or problems that we face and knowing exactly what to do is not always that easy.

Sometimes there are things that get in our way and stop us from living a life that is pleasing to God.

(Give examples as you set out paper plate "mines" with key words written on them e.g. "LIES" for telling a lie to not get in trouble. Or "BULLIED" to get other people to like them. Make sure to also include examples of things that we have covered in the lessons on training our hearts, minds and actions. They will also need to be age appropriate)

Before we know it there are so many choices that we have to face that it becomes like a **minefield**.

- What do you think would happen if we had to face these problems or choices on our own? Watch and see what happens when we face the minefield on our own. *(Blindfold a leader and let them walk from one side of the "minefield" to the other without any guidance.)*

- Our leader fell into trouble all over the place, they “lied”, “cursed” “bullied”. Do you think they would get through the minefield better if they had some help?
(Try again but this time round have someone stand on the other side and tell them where to step to avoid the mines.)
- This time our leader was able to make it through the minefield safely! When we are fighting the good fight we do not have to face these choices or problems alone. When Jesus went to Heaven He didn’t leave us alone. He left us His Holy Spirit to guide us and help us to live a life that is pleasing to God and helps us lead more people to Jesus.

Let the children play the minefield game:

- Divide into pairs
- One person from the pair is blindfolded
- The other stands next to their partner at the starting line and will remain there.
- At the same time all the blindfolded people must walk across the minefield making sure to **AVOID THE MINES by listening to their partner’s instructions.**
- The first mine you hit – you become seriously injured. The **second mine you hit you are out.**
- If out or reach the other side then remove the blindfold and allow your partner to have a turn.
- Play continues until everyone has had a turn

Message:

- Trying to cross the minefield on your own was almost impossible. The best way to get across is to have someone guiding you.
- Jesus has given us His Holy Spirit so that we are make good choices. The Holy Spirit can help us to live a life that is pleasing to God and can help us lead more people to love Jesus.
- Do not worry - The battle is the Lords and so we will be victorious – He will provide all the help you will need.

Read 2 Timothy 4:5-8 for one of the last things Paul tells Timothy.

But you should keep a clear mind in every situation. Don’t be afraid of suffering for the Lord. Work at telling others the Good News, and fully carry out the ministry God has given you.

⁶ As for me, my life has already been poured out as an offering to God. The time of my death is near. ⁷ **I have fought the good fight, I have finished the race, and I have remained faithful.**

⁸ **And now the prize awaits me—the crown of righteousness, which the Lord, the righteous Judge, will give me on the day of his return. And the prize is not just for me but for all who eagerly look forward to his appearing.**

Let Paul's final words be an encouragement to you so that you press on and can one day say I have fought the good fight and prize will be for all those you have fought for!

HINT: If children fail completely at the game use this as a teachable moment on topics like – hearing is different to listening and obeying what the Holy Spirit is saying. Other problems might be that instructions given are wrong. Teach children that when we follow

the instructions of people we can often still fall into trouble even if their intentions were good. However, when we follow the Holy Spirit we will always take the right path.

2.2) Station ideas:

Decode the Bible verse: *(set up separate stations for each where children can wonder between games or play each one as a team vs team relay game)*

- Mirror writing – write the bible verse backward and let them use a mirror to decode it. *(see samples attached)*
- Morse code – Decode the bible verse written out in Morse code. You can even get children to use a torch to “flash out” the message to someone else to see if they can work it out. *(search “international morse code” to get images of all the dots and dashes for each letter.*
<http://morsecode.scphillips.com/translator.html> *Go to this link, type in the verse you want and it will translate into morse code.)*
- Mumble Jumble – Print out a big poster with the sentence “Iron hot ash aimed off day goes bell”. Get the children to repeat the sentence over and over again to each other. See if they can decode the message and “hear” the verse.
With a bit of imagination, it sounds like “I am not ashamed of the gospel”
- Puzzle – build the puzzle and work out the memory verse. Keep each one in an envelope or print them on different colour paper so the pieces do not get mixed up. You can have more than one set of each. Children can race and see who can decode the verse first. *(see samples attached)*
- Pass the parcel – Use all the leftover “medal” memory verses from the term to make parcels. Each layer can have one of the memory verse cards as well as a small sweet. When the music stops the person with the parcel opens a layer and if they can say the memory verse they get to keep the sweet. *(help them so they can win the sweet)*
- Don't drop the bomb – Give each child an inflated balloon. While the music is playing the children keep the “bomb” (balloon) up in the air. When the music stops they must grab their balloon, sit down and say the memory verse. The last 2 people to sit can stand together and say the verse.
- Don't Forget the games played in previous weeks e.g. Hot Grenade, obstacle course, wrote a letter etc.

Mirror card samples:

<p>Jesus came into this world to save sinners like me 1 Tim 1:15</p>	<p>All Scripture is breathed by God and is useful to teach us what is true 2 Tim 3:16</p>
<p>Let no one look down on you because you are young 1 Tim 4:12</p>	<p>God desires all people to be saved 1 Tim 2:4</p>

Puzzle samples: (print each puzzle on a different colour card.)

