

BUILDING GOD'S KINGDOM



Contents:

		Page
<u>Teacher's letter</u>		3
<u>Parent's letter</u>		4
<u>Lesson 1</u>	God is the master builder	5
<u>Lesson 2</u>	What are we building? GOD'S KINGDOM!	9
<u>Lesson 3</u>	Jesus is the Cornerstone	14
<u>Lesson 4</u>	Lay the foundations	18
<u>Lesson 5</u>	The Nehemiah Project	23
<u>Lesson 6</u>	Fetch more bricks	29
<u>Lesson 7</u>	Add the cement	33
<u>Lesson 8</u>	Final Product	38
<u>Lesson 9</u>	Calling all builders	43
<u>Lesson 10</u>	Recap and games	50

Building God's Kingdom

LETTER TO THE TEACHERS

The Church is compared to many things in scripture to try to help us understand who the Church is in God's eyes. We are called an army, a bride, a body, a building and more. In all of these images there is such a need to grasp the unity needed within the Church, the beauty the Church portrays, the force it carries and the great leader, Jesus, who leads it. This term our focus is on God's kingdom and the church. The lessons teach what God's kingdom is, how He is building His kingdom and how we are called to be a part of this kingdom and see it advance.

Encourage the children and parents to fully understand that children are as much a part, and an important part, of the body as anyone else. Teach them to know their worth and value to add to the Church. Let them know that they are called and equipped by God to be a part of His kingdom and to play a role in it. How amazing is that. The Greatest King looks at our children and says, "I have an important part for you to play."

Teachers, please pray into each lesson and let these lessons become revelation to you first. Everything you teach applies to you too. Be the example, and teach with this conviction.

Enjoy seeing God's Kingdom advance.

NB. There is a resource list provided to help you plan ahead of time for what resources you will need. Please be proactive in being ready.

LETTER TO THE PARENTS

The Church is compared to many things in scripture to try to help understand who the Church is in God's eyes. We are called an army, a bride, a body, a building and more. In all of these images there is such a need to grasp the unity needed within the Church, the beauty the Church carries, the force it portrays and the great leader, Jesus, who leads it. This term our focus is on God's kingdom and the church. The lessons teach what God's kingdom is, how He is building His kingdom and how we are called to be a part of this kingdom and see it advance.

Encourage your children to fully understand that they are as much a part, and an important part, of the body as anyone else. Teach them to know their worth and value they add to the Church. Let them know that they are called and equipped by God to be a part of His kingdom and to play a role in it. How amazing is that. The Greatest King looks at our children and says, "I have an important part for you to play."

Please note parents that Children's Church never feels like it is simply baby-sitting so that you can attend church. No, your children are also at church and are the church already. They are also being envisioned and equipped for the incredible call God has on their life. We count it such a privilege to seem them grow in God's call and purpose for them.

Please spend time each week reminding them of the content we cover, the stories we share, the crafts we do and the lessons learnt. The curriculum is made available on the website so please feel free to download it.

We are looking forward to another incredible leg of this journey.

-Children's Church Team

Lesson One: God is the Master Builder

Main focus for the lesson:

- God is our master builder. He is the potter and we are the clay.
- God has created us with a plan and purpose.
- We need to listen and be willing to be changed by God as He sees fit.

1) Memory Verse

- *Isaiah 64:8*

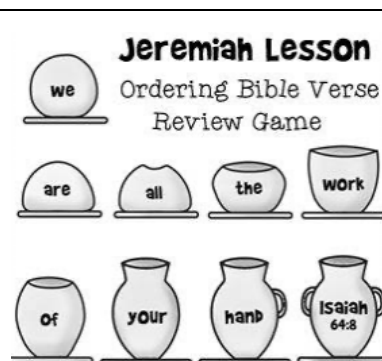
We are all the work of your hand

Idea to teach the memory verse

Write each word of the memory verse on a different pot. Tell them that today we are going to learn an important message God told Isaiah. Can you work out what it was?

Have some fun reading them the wrong way until they are in the right order.

After a while let them use their Bibles to work out the the message.



2) Hands on

2.1) Skit:

- Watch the following clip to get the basic idea of what the skit should look like:
<https://www.youtube.com/watch?v=Pz-hl2PlxOE>

One at a time a builder comes in and asks the master builder what he would like them to do. The master builder says each time "I am so glad you have come to build. Follow my instructions exactly" And then he demonstrates.

The builder then joins the line and does these actions exactly. With each builder the line gets longer and eventually all the builders are doing their bit at the same time.

Note: The actions need to be strong and perfectly timed so that they just miss the person next to them.

To make it easier I have only changed what they say but have left the actions the same as in the clip so you can follow better.

Job	Beat 1	Beat 2	Beat 3
Tell them where the bricks must go	Hey (hand by mouth)	You (point forward)	Load the bricks here (arm swings right)
Climb the ladder	Up down (hands stretch up then down)	Up down (hands stretch up then down)	Climb (haunches down) the ladder and stand up)
Paint the wall	Take the brush (stand)	Dip it in (go down)	Splash it (both arms out) on the wall (arms in)
Hammer in this nail	2 feet (one arm up other down)	By 4 feet (both arms out)	And knock it on the floor (down)

Carry the logs	lower down (get lower gradually)	The crane (down)	Balance all the logs (sway arms and stand up)
----------------	---	-------------------------	--

Conclude that everyone had their role to play. Ask what would have happened had one person not listened to the master builder? You can pretend to demonstrate someone getting hit. This term we will be learning about Building God's Kingdom. We will learn what God has asked us to do and how to follow Him perfectly. Are you ready to build? If time, older children can follow the instructions and try and make their own line too.

3) **Bible Story + Lesson:** The potter and clay Jeremiah 18

You will need:

- A large stone with the word "ISRAEL" written on it
- A large lump of clay (or dough)

Hold up the stone and ask the children if they can read what is written on it.

The Bible tells us about a nation called "Israel" or the "Israelites". God speaks about this nation as His chosen people who God loved very much. He saved this nation from the Egyptians who had made them slaves and were treating them very badly. He gave this nation the beautiful land Canaan. He had great plans for this nation. He wanted to make them different —set apart from the whole world in order to show the world that He was the true and living God. God wanted the people to listen to Him and follow Him. In fact the name "Israel" even means "governed by God." God wanted to build Israel as His kingdom with Him as the King.

God had great plans for them; yet, they kept turning away from Him. They were worshipping idols, they were hurting each other, they were listening to evil kings, they were sinning and they were turning away and not following God.

God wanted the people of Israel to change. He wanted them to be how He had made them to be. So God chose a boy named Jeremiah to be a messenger to the people of Israel. Jeremiah was to tell them to change or God was going to punish them!

The very first thing God says to Jeremiah when He chooses Him as His messenger is "Jeremiah 1:5 *I knew you before I formed you in your mother's womb. Before you were born I set you apart and appointed you as my prophet to the nations.*"

God is saying --- you've got this Jeremiah. I've made you and this is my plan for you.

It won't be the easiest job to tell the Israelites they are wrong and that if they won't change they will be punished and so Jeremiah of course immediately tries to find an excuse and replies ⁶*"I can't speak for you! I'm too young!"*

⁷ *The LORD replied, "Don't say, 'I'm too young,' for you must go wherever I send you and say whatever I tell you. ⁸ And don't be afraid of the people, for I will be with you and will protect you. I, the LORD, have spoken!" ⁹ Then the LORD reached out and touched my mouth and said,*

"Look, I have put My words in your mouth! ¹⁰ Today I appoint you to stand up against nations and kingdoms. Some you must uproot and tear down, destroy and overthrow. Others you must build up and plant."

Jeremiah did what God said and he became God's messenger to the people of Israel.

One morning God told Jeremiah another message (Jeremiah 18).

He said, ² "Go down to the potter's shop, and I will speak to you there." ³ So I did as he told me and found the potter working at his wheel. ⁴ But the jar he was making did not turn out as he had hoped, so he crushed it into a lump of clay again and started over.

⁵ Then the LORD gave me this message: ⁶ "O Israel, can I not do to you as this potter has done to his clay? As the clay is in the potter's hand, so are you in my hand. ⁷

Have you ever seen a potter work with clay on their wheel? He or she is constantly turning the wheel, always having their hands on the clay, moulding it, pressing it; using tools to make it into a work of art. Fingers, palms, thumbs all working together; a little pressure here, a little there, pushing, gliding, making a hole, scooping out the excess. Always keeping it a little wet to keep it mouldable. The clay does what the potter forms it to do. Sometimes, a potter starts to make one kind of vase or pot or bowl, but it doesn't work out the way he wants it to. When that happens, often a potter will stop the wheel and squash the would-be pot back into a lump of clay. Then he will start all over again. It is his clay, his work and his decision; so he can do whatever he wants to with it!

God's message is asking His chosen Israelites: Can't He do with them as the potter is doing to the clay. He wants to change them ...

- *Use the clay to make the shapes shown in the table. (heart, arrow, tick, crown)
Explain how God wanted to rebuild Israel as mentioned in the table below*
- *Have a volunteer try do to the rock as you are doing to the clay*
- *Once the volunteer has attempted but can't change the rock, give the explanation of what Israel's response was to God's message.*

Shape	Clay	Rock
Heart	God built Israel to love Him and He wants them to love Him again	But Israel started to love other gods and worship idols and Israel won't change
Arrow	God built Israel to follow Him and He wants them to follow Him again	But Israel told Jeremiah not to waste his breath as they would live their lives as they wanted to and stubbornly follow their own evil desires.
Tick	God wanted them to turn away from sin and do what is right and obey Him	Israel would not stop breaking God's rules and continues to hurt others and sin
Crown	God wanted them to become His kingdom again with Him as their king – who they followed; loved and obeyed	Israel listened to evil kings and their own evil desires. They would not let God rule as their King.

Conclusion:

God should be able to mould and shape our lives the way that He would like. He should be able to cut away areas of our lives that do not please Him. Can you imagine the clay hardening up like this rock and resisting the potter, even speaking to the potter and telling

him that he does not want anything to do with him? Sounds ridiculous! Yet, that is what Israel was doing to God. They were saying, “We don’t want to be your clay; we don’t want you to direct our lives; and we want to do things our way.”

Though moulding and shaping may be uncomfortable, sometimes very uncomfortable, God loves us deeply and knows what is best for us. To refuse the hand of the potter is to give our lives over to sin. How much better it is to allow Him to mould and shape us into the person He wants us to be. The great thing is that when we allow God to mould and shape our lives, He will turn us into a wonderful work of art. Like the skilled potter makes a beautiful vase or bowl, so God makes a beautiful life and a useful life out of a person who is yielded to Him. **God is the master builder and wants to make our lives a beautiful work of art.**

Here is a lovely short clip to show as a summary at the end of the lesson.
Potter and clay - Seeds TV

4) Learning outcomes

How does this apply to me?

- God is your potter; the master builder; He made you and knows you. He wants what is best for you. Let Him mould you.
- Are you the clay? Are you letting God mould you?

5) Craft

Option 1: Clay creations

Clay is very expensive but salt dough can work just as well

Salt dough Recipe:

1 cup salt; 2 cups flour; 1 cup lukewarm water

Mix salt and flour and gradually stir in water until it forms a doughy consistency. Knead for 5mins. Store in airtight container until needed.

Let your salt dough creations air dry.

- Let the children make whatever they want! Remind them that God made them perfect - just how He wanted them to be
- Alternatively let them make handprints to remind them that they were handmade by God



Option 2: Colour Page



Lesson Two: What are we building? GOD'S KINGDOM

Main focus for the lesson:

- Explain in simple terms what God's Kingdom is
- God is the king of His kingdom and we need to accept and love Him and His son Jesus
- We can build God's kingdom by bringing more people to know and accept God as their king.

1) Memory Verse

- Daniel 4:34

God's rule is everlasting, and His kingdom is eternal.

Idea to teach the memory verse

Take a measuring tape and pull it out a little and ask kids "how long will God rule for?" They reply saying the verse.

Pull out the tape measure a little more and repeat the verse again. Continue until the tape measure is out of the door and they know the verse.

2) Hands on

2.1) Game: Hide these pictures in the garden/venue for the children to find as they arrive.



2.2) Skit:

George comes wanting to know what it is he needs to build but before the leader even gives him a chance she interrupts him and gives him something else to build with until he is totally overloaded.

Leader	Oh George I am so glad you're here!
George	Yes I was told you needed a builder. Before I start I've just got one question for you. My question is ...
Leader	Let me guess ... Where's your hard hat? No worries I've got it right here for you (<i>put the hard hat on George</i>)
George	Oh thanks but my question is ...
Leader	Oh I know ... you want to ask me to pass your gloves
	(<i>some options of the different interruptions</i>) <ul style="list-style-type: none"> - Please pass me my toolbox - Where are the tools for my toolbox? - Do you have a toolbelt for me --- of course I do. Here put it on - May I have some overalls in case my clothes get dirty – here they are - Can I have a spade --- couldn't build without it - Do you have my worker boots
George	These are all great but my question is ...

Leader	Can I have my power drill? Your hammer? Your screwdriver? (<i>load him with them all</i>)
George	No. My question is...?
Leader	You've got absolutely everything you need to build. What more could you need? I give up ... what is your question?
George	My question is ... what are we building?

This term we are talking about building God's kingdom but before we can build it we need to know what it is we are building.

So we know that a kingdom is an area belonging to a king. So the king is in charge and all the people listen to what he says. The king makes all the rules and everyone else follows.

But there is one kingdom that is better than any other kingdom. In this kingdom everyone is filled with joy all of the time! In this kingdom no one is a sinner, they have been forgiven. In this kingdom everyone loves each other and most importantly everyone loves the King. Would you like to be part of a kingdom where everybody loves, there is no sin and you always are filled with joy?

The most important thing about this kingdom is the King. This kingdom is God's kingdom. God is the King.

The best news is we don't have to wait until we get to heaven to be part of God's kingdom! Jesus made it possible for God's kingdom to be here on earth.

Use the pictures they found to help them understand how to build/be a part of God's Kingdom

When we accept God as our king (crown)

and we love Him and His son Jesus (heart)

then we will be forgiven of our sins and are no longer sinners. (no sin sign)

His holy spirit will fill us with joy (smile face)

And we will be part of God's kingdom.

Not everyone knows they can be part of God's kingdom. So we need to tell them about God's Kingdom. When we tell them about God's kingdom and they choose to ... (*use pictures to help them remember*) ... then we will be building God's kingdom.

3) Bible Story + Lesson: Daniel 2 – King Nebuchadnezzar's dream

For today's story I am going to need some volunteers to help me tell the story

- *Choose the volunteers for the following roles and dress them up. Tell them they will have to act out and repeat certain things you say to help tell the story.*

Roles: King Nebuchadnezzar, 2 x king's guards, 2 or 3 wise men/magicians etc; Daniel;

- The statue can either be a leader dressed up or you can make a giant flapped over cardboard dream bubble with the statue concealed in the middle
- **Pause after the words in bold to allow the volunteers a chance to repeat what you have said.**
- Have some fun with it as you ad lib and get kids to repeat their lines with more emphasis etc.

There once was a King named King Nebuchadnezzar who lay fast asleep in his bed. He was fast asleep sleeping like a baby, sucking his thumb and even snoring a bit. When all of

a sudden he sat up and jumped out of bed and said **"I can't sleep"** (*allow time to repeat*) **I had such a terrible dream.**

He called for his wise men and magicians. Aghhum I said HE CALLED FOR HIS WISE MEN AND MAGICIANS. (**"wise men and magicians"**)

After King Nebuchadnezzar told them that he had a bad dream he asked them what it meant.

The wise men and magicians said **"long live the king"** **"tell us the dream"** **"and we will tell you what it means"**

The king scratched his head - and thought to himself. (*if they repeat say ... AND THOUGHT TO HIMSELF*) If I tell them the dream they are just going to make up what it means and tell me some lies. Then the king shouted at them **"if you don't tell me what my dream is"** **"and what it means"** **"you're doomed!"**

The wise men and magicians were so scared. Their knees were shaking and they were biting their nails. What were they going to do? They didn't know what the king's dream was let alone what it meant. They said in a scared voice **"king that's impossible"** **"no one could do that"**

The King was so angry that they couldn't tell him what his dream was that he showed them his angry face. He was even angrier that they didn't know what it meant so he showed them his VERY ANGRY FACE. He even started to turn red he was so angry. He called out loud **"guards – kill all the wise men and all the magicians"**

The king's guards dragged the wise men and magicians away and went to find all the others too so they could kill them all. They came to Daniel's house and knocked on the door.

"let us in let us in" they called **"or we'll huff and puff and blow the house down"** (*oh no sorry wrong story*)

Daniel let them in and asked **"what's up bro?"** When he found out they were there to take him away to kill him he said **"wow that's harsh"** **"I need more time"**

The king really wanted to know what his dream meant and so he gave Daniel a bit more time. Daniel and his friends prayed to God and asked God **"please tell me the dream"**

AND GOD DID! David was so excited he jumped up and down and shouted **"praise God forever"**

Daniel came to the king and the king said in his angry voice **"tell me what my dream is or I'll kill you"**

Daniel had a big smile on his face. Daniel had a VERY BIG smile on his face. Daniel said **"magicians can't tell you"** **"BUT GOD IN HEAVEN CAN!"** **"I know what your dream is"**

Open the dream bubble to reveal the statue or have the dressed up leader enter. Then continue

(this is funny if done quite fast)

Daniel said **“Your dream was of a statue”**
The king said **“YES”**
Daniel said **“He had a gold head”**
The king said **“YES”**
Daniel said **“His chest and arms were silver”**
The king said **“YES”**
Daniel said **“its belly and thighs were bronze”**
The king said **“YES”**
Daniel said **“its legs were iron”**
The king said **“YES”**
Daniel said **“one foot was iron and the other was baked clay”**
The king said **“YES”**

Hooray! EVERYONE SHOUT HOORAY! Daniel had got it right. He had guessed the king's dream and he went on to tell him what happened next and what the dream meant.

The king threw himself to the floor. And lay at Daniel's feet and shouted **“Your God is the greatest” “Your God is Lord over all kings”**

And he was right. Our God is the greatest and our God is Lord over all the kings!

Thank the volunteers and get all the props handed in before you get them all settled to tell them the meaning of the dream. You can either get the leader dressed up as a statue to act it out or simply explain it using the picture in the dream bubble.

(Daniel 2:31-44) In the King's dream he saw this statue made out of all these metals. Then a rock struck the feet of iron and clay, smashing them to bits. The whole statue was crushed into small pieces of iron, clay, bronze, silver, and gold. Then the wind blew them away without a trace. But the rock that knocked the statue down became a great mountain that covered the whole earth.

God had explained to Daniel that King Nebuchadnezzar was like the golden head of the statue – He was a powerful king who ruled a strong kingdom. But that his kingdom will fall and would come to an end and that others, not as strong as his, would rise up after (the silver, bronze and finally the divided kingdom of iron stone).

The most important meaning of the dream was that while these kings were ruling these different kingdoms, God will be setting up a kingdom that will never be destroyed or conquered. It will crush all these kingdoms into nothingness, and it will stand forever. That was the meaning of the rock that crushed the statue to pieces. God's kingdom will cover the whole earth.

God's kingdom is greater than any other Kingdom. Why? Because it is everlasting and more importantly because it is ruled by God the King of all kings.

4) Learning outcomes

How does this apply to me?

- Other kingdoms may come and go but God's kingdom is everlasting

- God is the King of all Kings
- I can be part of God's kingdom


5) Craft

Option 1:


Let the children build their own statues as you explain to them that the kings were trying to build their own kingdoms.

Remind them of the king's dream and how God's kingdom will crush all these Kingdoms to nothing.
God's kingdom will stand forever.

Play a game where the kids throw "rocks" or paper/balls at the statue to knock it over.



Option 2 Let the children colour and decorate their own set of cards. Teach them how to use the picture cards to teach their parents about the Kingdom of God.



Option 3: Colour page
(mychildrenscurriculum.com)



Lesson Three: Jesus is our Cornerstone

Main focus for the lesson:

- We want the children to know that Jesus Christ is our Cornerstone.
- We need to understand what Jesus did for us in His death and resurrection.
- We need to build according to how Jesus wants us to build.

1) Memory Verse

- **Psalm 118.22**

The stone that the builders rejected has become the Chief Cornerstone.

Idea to teach the memory verse

Play the hot potato game with a small rock. You could use a few rocks which you pass around at the same time. You could do this in smaller groups or in one big group. Play the song below, when you stop the music whoever has the stone needs to say the memory verse.

Play the song **Christ alone my Cornerstone.**

<https://www.youtube.com/watch?v=QvLxZEU02ul> **Cornerstone - Hillsong**

2) Hands on

Perform the following game/s:


2.1) Skit/Object lesson:

It is vital to practice it beforehand so that you make sure that the building with the cornerstone will stand firm and the one without the cornerstone will fall down or sit skew.

- Collect about 24 boxes from home/local supermarket. Paint them brown or decorate some of them with gold and silver wrapping paper and make the bricks look beautiful.
(You could use any other large construction blocks)
- Have 1 box that you write on “**Jesus Christ, the Cornerstone**” This box can be brown.



Matt and Marco are two builders who arrive at class. With their pile of “building bricks” in the corner, they are all set to get building. Matt and Marco tell the children that they are each going to build their own wall.



Matt lays down a few boxes as bricks. He seems to be doing well. He picks up the box marked “Jesus Christ” on it. He shows the kids and asks if he should include it in the building. He decides not to anyway, and so he throws it on the floor. He leaves a gaping gap in his wall where the cornerstone should have been and so his wall doesn’t go up nice and straight.
(the wall must be built with the boxes overlapping each other and a gap big enough to make it unstable)

Marco picks up the box marked “Jesus Christ”. He tells the children that **this is the most important piece** in his building. Because he has that piece his wall goes up nice and easily.

Marco then goes on to tell the children that the Chief Cornerstone is the most important stone of the building, it is the foundation stone. The cornerstone determines how strong the building is going to be and how straight it will be. Jesus Christ must be the Chief Cornerstone in our foundation. We are only complete when He is our Cornerstone. Many people looked at him and said that they didn’t want to build with him, just like the memory verse says in *Psalms 118:22*.

People even rejected Him like Matt did. He didn’t want to build with it at first. Without Jesus as the Cornerstone in our lives, no matter how we build our building will never be straight and right.

Have you ever stopped to think why our church is called Cornerstone?

Allow for the children to answer.

As this story taught, we as a church want to be built on Jesus. We want to follow Him and build our church according to Him.

3) Bible Story + Lesson

Use the pictures provided to tell this Bible story.




Stick up this picture of an Israelite.

Say: This picture is of a very plain and ordinary man that lived in Israel many years ago. Many people had so many opinions about who this man was.



Stick up the picture of the carpenter

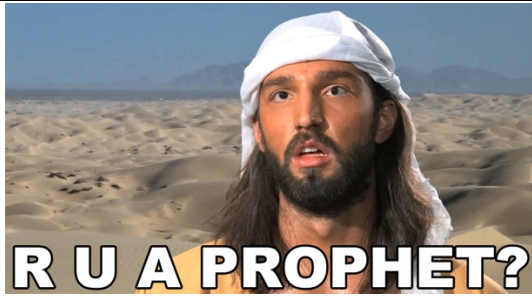
Say: One group of people thought that this man was only a carpenter. They knew that he worked with wood. They knew that his father was a carpenter and so for many people that’s all that they thought he was, a man who worked with wood, nothing more.



Stick up a picture of a teacher

Say: Another group thought that he was more than *just* a carpenter.

They thought that he was a really good teacher. They heard him teach. They knew that he could teach well about God and about the Bible.



Put up a picture of a prophet

Say: Another group thought that he was *more* than a carpenter and teacher. He heard from God. Some people believed that he could tell of events that were going to happen. So people knew him to be a prophet.



Put up the last picture of a liar.

Say:
But another group thought this man was crazy and that he thought more of himself than he should. They thought he was a liar.

But one of this man's best friends, Peter, had a revelation of who this man **truly was**. Let's read what God helped Peter see and understand that others didn't.

Matthew 16:13-17 *(please read this out to the kids from your Bible)*

Now when Jesus came into the district of Caesarea Phillippi, He asked his disciples, "Who do people say that the son of man is?" And they said "some say John the Baptist, other say Elijah, and other Jeremiah or one of the prophets." He said to them, "But who do you say that I am?" Simon Peter replied, "You are the Christ, Son of the living God." And Jesus answered him, "Blessed are you, Simon Bar-Jonah! For flesh and blood has not revealed this to you, but my Father who is in heaven. And I tell you, you are Peter and on this rock I will build my church, and the gates of hell shall not prevail against it."

Yes he was an Israelite Matthew 2:1 "He was born in Bethlehem in Judea"

Yes he was a carpenter Mark 6:3 "isn't this the carpenter, Mary's son"

Yes he was a teacher Matthew 4:23 "Jesus was going throughout all Galilee, teaching in the synagogues and proclaiming the gospel of the Kingdom of God"

Yes he was a prophet Matthew 21:11 "this is the prophet Jesus from Nazareth of Galilee"

But

Peter had this incredible revelation that Jesus Christ was the son of the living God. Peter knew that Jesus could forgive him of his sin. He had decided to follow Jesus and build the way Jesus taught him to build.

Peter chose Jesus as his Cornerstone. Jesus changed Peter from a grumpy arrogant fisherman to a humble, passionate follower of Him, who saw so many others come to know Jesus.

- **How does this apply to me**

Who is Jesus to you? Is He just a man? Is He just a carpenter? Is He just a teacher? Is he just a prophet? If you don't have a revelation that He is Christ son of the living God then let's pray that He reveals himself to you?

And then how are you building? Have you asked Jesus to be your Cornerstone?

4) Learning outcomes

How does this apply to me?

Get the children to close their eyes. Ask them if they know Jesus and if they have ever asked Him to be their Saviour and their King. Ask if there are some children who have never asked Jesus to forgive them and ask them if they would like to. Jesus is so real and He wants to build with us and He wants to be the Cornerstone and the foundation in our lives. **(When doing this, please check your wording you use. Don't use Christian language the children won't understand. Read the teacher's manual on how to share the Gospel with children.)**

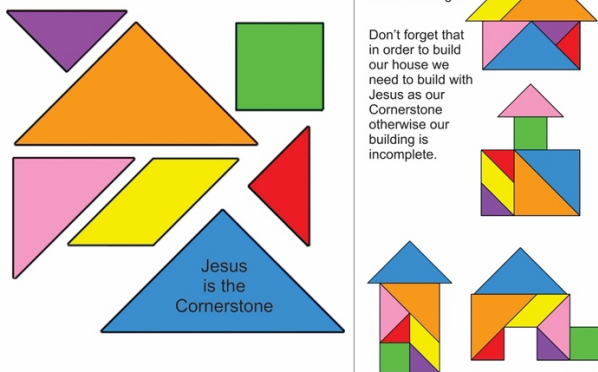
Pray the sinner's prayer with them.

- Jesus I realised that I have sinned. I ask you to please forgive me of my sins. Jesus I ask you to be my Saviour and my King and to lead in my life. Be my cornerstone.

5) Craft

Option 1: Make the children each a set of tangram cards by printing the template provided on cardboard.

Print this template on card and make each child a set of tangram cards.



Option 2

Get the children to make paper weights for their desks at home.

They could look in the garden for rocks or you can get these pebbles from your local nursery.



Lesson Four: Lay the foundations

Main focus for the lesson:

- We want the children to fall in love with God's word.
- We want our children to know that the Bible is full of everything that we need to build an exciting foundation in God.




1) Memory Verse

- Matthew 7:24-27

Anyone who listens to my teaching and follows it, is wise, like a person who builds his house on a solid rock.

Idea to teach the memory verse



Get the children to sing the song the wise man builds his house upon the rock

<https://www.youtube.com/watch?v=Eu5bBDRpzPM>

2) Hands on

Perform the following game/s:

2.1) Game as they arrive:

As an activity beforehand have the stacking cups out with the books of the bible written on them. Get them to stack the cup in the write order of which book comes first.



BOOKS OF THE BIBLE

OLD TESTAMENT - 39 Books			NEW TESTAMENT - 27 Books	
LAW - 5	POETRY - 5	MAJOR PROPHETS - 5	GOSPELS - 4	PAUL'S LETTERS TO FRIENDS - 4
GENESIS	JOB	ISAIAH	MATTHEW	1 TIMOTHY
EXODUS	PSALMS	JEREMIAH	MARK	2 TIMOTHY
LEVITICUS	PROVERBS	LAMENTATIONS	LUKE	TITUS
NUMBERS	ECCLESIASTES	EZEKIEL	JOHN	PHILEMON
DEUTERONOMY	SONG OF SOLOMON	DANIEL		
HISTORY - 12		MINOR PROPHETS - 12	HISTORY - 1	
JOSHUA		HOSEA	ACTS	
JUDGES		JOEL		
RUTH		AMOS		
1 SAMUEL		OBADIAH	PAUL'S LETTERS TO CHURCHES - 9	GENERAL LETTERS - 9
2 SAMUEL		JONAH	ROMANS	HEBREWS
1 KINGS		MICAH	1 CORINTHIANS	JAMES
2 KINGS		NAHUM	2 CORINTHIANS	1 PETER
1 CHRONICLES		HABAKKUK	GALATIANS	2 PETER
2 CHRONICLES		ZEPHANIAH	EPHESIANS	1 JOHN
EZRA		HAGGAI	PHILIPPIANS	2 JOHN
NEHEMIAH		ZECHARIAH	COLOSSIANS	3 JOHN
ESTHER		MALACHI	1 THESSALONIANS	JUDE
			2 THESSALONIANS	REVELATION

3) Bible Story + Lesson: Matthew 7:24-27 Build your house on the rock



Use the following demonstration to help you explain this story about the wise man who built his house upon the rock.

- Take a thick rimmed baking tray or dish and place sand on the one side and a rock/rocks on the other.

- Have two cardboard cut outs of a house, stuck on an ice-cream stick, ready for when you tell the story
- You will also need a jug of water.



Jesus said to them: ***“everyone who hears these words of mine and does them, is like a wise man who built his house upon the rocks”***

Stick the stick of the one house into the rocks.

And then Jesus said ***“everyone who hears these words of mine and does NOT do them, is like the foolish man who built his house upon the sand.”***

Stick the second house into the sand

And do you know what happened when the floods came?

*Pour the jug of water over the sand and the rocks. The house in the sand should fall over because of the sand shifting but the house on the rocks should stand firm (**please practice it beforehand**)*

God has given us a foundation that we can build on. He says we must be wise and build on his word. That means that we need to know his word. We need to understand his word and we need to obey his word, so that when tough times come we can **stand strong**.

Do you love God's word?
Do you spend time reading your Bible?
Do you ask people to explain things to you when you might not understand them?

Pray with the children and ask God to give them a love for His word!
We want the children to have fun with God's word. We want the children to fall in love with God's word.

Do a Bible quiz with the children. Ask them questions which will encourage their knowledge and passion for the word.

For younger children: Have shapes like bricks, books or stepping stones stuck on the floor. Show them the following pictures and whenever they answer it correctly they can take a step forward closer to you at the end (with a treat). Cheer and get excited when they get it right, saying things like God loves it when we know what His Bible says etc.


Show them the following pictures and ask them the questions:

Who built the Ark?



Who did God keep safe in the lion's den?

What did God give Moses?



Who was the first man God made?

Where was Jesus born?



What gifts was Jesus given at His birth?



Name 1 miracle that Jesus did?
In Jesus' first miracle what did Jesus change water into?



Who did God blind on the way to Damascus?

What does God want us to do every day?



For the older children, divide the children up into groups. Give each group a different scripture to read over. Get them to discuss the scripture and make a cartoon or a comic strip of the scripture which they can present to the big group. Do it on a big poster paper.


e.g.

1. What does Hebrews 4:12 say about the word of God?

(It is living and active, sharper than any double-edged sword).

2. Who breathed the word? 2 Timothy 3:16

(All scripture is God breathed and is useful for teaching, rebuking, correcting and training in righteousness so that a servant of God may be thoroughly equipped for every good work)



3. What is God's word to us? James 1:22

(Your word is a lamp unto my feet and a light on my path?)

4. What does the Bible say will endure forever? Isaiah 40:8

(the grass withers and the flowers fall, but the word of God endures forever)

5. What can we do to be a blessed by God? Luke 11:28

(he replied, Blessed rather are those who hear the word of God and obey it)

6. What did Jesus say in Matthew 4:4?

(Jesus answered, Man shall not live on bread alone, but in every word that comes from the mouth of God)

7. What was in the beginning? John 1:1

(In the beginning was the Word, and the word was with God, and the word was God)

8. What must we want? 1 Peter 2:2

(Like newborn babies, crave pure spiritual milk, so that by it you may grow up in your salvation)

4) Learning outcomes

How does this apply to me?

- God's word is our foundation.
- God wants me to love His word, to read His word and to understand it.
- He wants me to build according to his word.

5) Craft

Option 1: Using the house template, cut out and decorate your own houses and stick onto rocks.



Option 2:

Make an edible craft out of custard and tennis biscuits



Lesson Five: The Nehemiah Project

Main focus for the lesson:

- When God gives you a “calling” or a heart for something, do not let difficulty discourage you from finishing the job.
- In all things PRAY!
- Perseverance!

1) Memory Verse

- *Nehemiah 2:20*

The God of heaven will give us success; Therefore we His servants will rise up and build!

Idea to teach the memory verse

We want the children to not only say this verse with power and authority but to declare it over their lives. Therefore let's do the verse as if it is a war-cry!

- Split the children up into two halves and instruct them to stand and face each other with arms linked. (*make sure teachers are in each group*)
- Start with only the front row of children and a teacher on one side and say the verse ***“The God of Heaven will give us success”*** in a low voice. Then only the front row of children and a teacher on the other side answers them with ***“So we His Servants will rise up and build”*** in a low voice.
- Next, another row of children add their voices to the first half and say the verse a little louder and the second half (with more children) answers with their half of the verse.
- Repeat the verse over and over, getting more children to add their voices in each time and getting louder and louder.

A variation to the “war-cry” would be: that after each turn a teacher could shout a difficult situation that children face and the children answer by shouting the “war-cry” verse.

EG: A teacher shouts “My friend’s mom won’t let her come to children’s church!”

First half says “The God of Heaven will give us success!”

Second half answers “So we His servants will rise up and build!”

Another teacher shouts out “My friends sometimes laugh at me when I talk about Jesus!”

First half says “The God of Heaven will give us success!”

Second half answers “So we His servants will rise up and build!”

Teacher shouts out “Sometimes my dad has to work on a Sunday and can’t come with us to church!” And so on...

2) Hands on

Perform the following game outside during registration time: This game can be played throughout the term.

2.1) Need: Jenga blocks, building blocks or stacking cups and a big dice (red and black dots on each side for the littlies and an ordinary dice for bigger kids.) And a ball to bowl with.

- Each child takes a turn to roll the dice.
- If it lands on an even number (or a red dot) they get to add a stacking cup to the “wall” and give the next child a turn.
- If it lands on an odd number (or a black dot) they have to roll a ball towards the “wall” in an attempt to knock it over. Then give the next child a turn.
- In this way the children feel the frustration of trying to build something and it keeps getting knocked down. But keep encouraging them not to give up! Be sure to use the word **perseverance**!

2.2) Object Lesson Skit

As the children arrive in the morning, hand each child a laminated certificate that they can hang around their necks. The certificate must say “Qualified builder” but it mustn’t be explained. Build up suspense!

The leader calls up four teachers and presents them with the same certificate for being a “Qualified Builder.”

As the leader hands them out, the teachers must look very confused and say things like: *“but I didn’t study to be a builder” “I’m not qualified to build anything” “I haven’t gone to college or university for building” “How can I have this certificate?”*

The leader then explains that God has given each and every one of us gifts and the Holy Spirit to help us build God’s kingdom and that’s why our verse for today is ***“The God of Heaven will give us success, So we His Servants will rise up and build.”***

Some of you might already know that you have a gift for singing or encouraging others or serving and if you don’t know yet, that’s also okay, God is waiting to show you what your gifts are! We all have the gift of PRAYER though, and we can use this gift at any time no matter what is going on. It shows God that we are relying on Him to give us success and get the job done!

In your class you are going to hear the story of a man named Nehemiah who was just an ordinary man who had a calling on his heart to rebuild the walls around Jerusalem. Even though he had no experience with building or anything, he persevered and relied on God to help him get the job done. And sometimes it got really difficult. Remember when you were playing the game outside trying to build up the stacking cups and it kept getting knocked down? How did you feel? Did you feel like giving up, like it was just impossible? Well Nehemiah felt the same way but God gave him renewed strength every time he prayed!

He and all the people who he recruited to help him got the wall built in record time and all the enemies of Jerusalem were actually so afraid because they saw such a strong wall and they knew that God was a part of it! We should also make sure that everything we do glorifies the name of Jesus!

3) Bible Story + Lesson: Nehemiah

Tell the story of Nehemiah:

Fun Poem: This poem is really fun but make sure you practice a few times to get the rhythm right. Use facial expressions and a louder and softer voice and the kids will love it! Let them take a copy home to share the story with their families.

When Nehemiah served the king his face was always glad.
But one day when he came to serve, his face was really sad.
The king and queen asked him why and listened to his sad reply:
"Jerusalem is broken down, and that's what makes me cry!"

The king let Nehemiah go to help rebuild the city.
But when he saw Jerusalem his heart was filled with pity.
Its mighty walls were broken down, with rocks and rubble all around.
"Come on! Let's rebuild!" He cried to all the people in the town.

The people gladly went to work, they got up with the sun.
And many stars were shining bright before the day was done.
The gates were first to be installed and then they started on the wall.
"Come on! Be strong!" Nehemiah said, "We'll build it straight and tall!"

But there were some who said "You can't!" They laughed and then began to chant:
"Don't be a sissy! Don't be a fool! Stop your work! Put down your tool!
Why do you build such a rickety wall? Even a fox could make it fall!
NAH-NAH-NAH-NAH-NAH!!"

The people kept on working, but it gave them quite a fright,
To hear that men were coming, who would try to pick a fight!
From that day on they carried swords, while stacking stones or cutting boards.
"Never fear!" Nehemiah said "Our trust is in the Lord!"

When at last the work was done, they gathered in Jerusalem
And listened while the Word of God was read out loud to them.
"Amen! Amen!" the people said, they worshipped God and bowed their heads.
And then they went to celebrate with special food and bread!

Tell the story:

-For older children have the different verses that help tell the story written out on slips of paper. Get them to sit in order and read the verse at the appropriate part in the story.

-For younger children one of the leaders can tell the story while the other leader reads all the verses (bold) referred to in the story from the Bible. (NLT)

For older children who like the background information to the story

Jerusalem had been given to the Israelites just as God had promised. They had built a temple and wall to honour God and to show how much they loved Him. But then they stopped listening to God and started living lives that were full of sin and displeasing to God.

God repeatedly sent His prophets to warn the Israelites, for He had compassion on them and His Temple. But the people mocked and laughed at these messengers of God and would not stop disobeying God.

Eventually God could do nothing else to get them to listen and so He let the Israelite enemies (Babylonians) attack the city and the Temple and the wall was broken down. It lay in ruins for 70 years just as God had said it would. Then God appointed a King Cyrus to rebuild the temple and to encourage the people to do the same.

Nehemiah was a man who loved God and the Jewish people. He lived in Susa and worked for King Artaxerxes. Nehemiah was a cup-bearer. This is someone that tastes the King's food and drinks to make sure it is not poisoned. Nehemiah knew that the temple had been rebuilt and so when his brother came to visit him one day he asked him what life in Jerusalem was like.

Listen to what his brother replied (Slip 1) **The wall of Jerusalem has been torn down, and the gates have been destroyed by fire." Nehemiah 1:3**

Nehemiah was very sad to hear that Jerusalem was in great trouble and disgrace and when he heard this he sat down and cried. In fact for days he mourned! And then he did what we should all do when we are sad and in trouble. He??? Prayed

Listen to Nehemiah's prayer (slip2)

O LORD, God of heaven, the great and awesome God who keeps His promise of unfailing love with those who love him and obey his commands, listen to my prayer! (Neh 1:5 NLT)

And then he asked God

Please grant me success today by making the king favorable to me. Put it into his heart to be kind to me." Neh 1:11

God had put a plan in Nehemiah's heart and that was to rebuild the wall in Jerusalem. He wanted to ask the King if he could go but he was scared. So he prayed to God that the king would be kind enough to let him go.

Do you think God is going to answer Nehemiah's prayer? *(yes because God is faithful. He will answer your prayers too)*

While Nehemiah was serving the king's wine the king noticed he was very sad and asked him

(slip 3) **"Why are you looking so sad? You don't look sick to me. You must be deeply troubled." Neh 2:2**

Wow. God had made it so easy for Nehemiah to tell the king all about the wall needing rebuilding. I am sure Nehemiah was blown away when he heard the king's response.

(slip 4) **"Well, how can I help you?" (Neh 2:4)**

I love what the Bible says Nehemiah did *just* before he asked the King. This is what he did .

(slip 5) **With a prayer to the God of heaven, ⁵ I replied ...**

Nehemiah prayed in his heart to God just before he asked the king so that God could give him wisdom to ask for the right things and in the right way.

God again was faithful and answered his prayer and the King gave Nehemiah everything he would need to rebuild the wall.

- To let him go to rebuild the wall in Jerusalem
- To give him a letter of permission to safely travel through the cities along the way

- For a letter instructing the manager of the king's forest to give him the wood he needed to build the wall.
- And the king even sent army officers and horsemen to protect him even though Nehemiah hadn't asked him to.

When Nehemiah first arrived he inspected the broken wall and gates in secret before saying to the officials

(slip 6) Jerusalem lies in ruins, and its gates have been destroyed by fire. Let us rebuild the wall of Jerusalem and end this disgrace!" (Neh 2:17 NLT)

The officials excitedly replied "Yes, let's rebuild the wall!" and so they began the good work.

Two men, Sanballat and Tobiah, heard of Nehemiah's arrival and they were very displeased that someone had come to help the people of Israel. They accused him of rebelling against the king. Nehemiah knew he could get in a lot of trouble for rebelling against the king and that is why his answer was so good. His answer was

(Slip 7) The God of heaven will give us success; Therefore we His servants will rise up and build! (Neh 2:20)

The wall lay in ruins but Nehemiah and the Israelite people didn't give up. They just kept on building their little section. Some of the people were qualified builders but they were not the only ones building. There were priests, officers, traders, daughters, sons, goldsmiths, warriors and even perfume makers. They installed beams, poles, bolts and bars and worked day and night to rebuild the wall. It was hard work but they kept on going.

Sanballat, Tobiah and many others began to mock them saying that they would never be able to do it and if they did it would just fall down anyway. But Nehemiah and builders never stopped building ... instead they did what you always do when you are in trouble and need help They prayed.

(slip 8) Then I prayed, "Hear us, our God, for we are being mocked.

And they kept on building the wall. They started to get excited that the wall was now to half its full height.

This made Sanballat, Tobiah and the others furious and they made plans to come and fight against anyone who was building the wall. Now that even more trouble was headed their way what do you think they did ... they prayed

(Slip 9) But we prayed to our God and guarded the city day and night to protect ourselves.

The builders carried their weapons with them wherever they went. They even worked with one hand holding their load (wooden planks) and the other holding their weapon. They worked from sunrise to sunset and spread out along the wall each doing their own bit until all of the gaps in the wall were closed. No matter what they just kept building and praying, building and praying!

The people of Jerusalem faced much opposition such as being charged too much, attempting to draw Nehemiah out so that he could be killed, and then an attempt to deceive

him into showing fear and weakness by hiding in the Temple. All attempts failed, and the rebuilding continued.

For over 100 years the wall had lain destroyed; now, after only 52 days, it had been rebuilt! The people had accepted Nehemiah's challenge, and all their hard work paid off when the task was completed.

When their enemies and the surrounding nations heard about it, they were frightened and humiliated. Listen why ...

(Slip 10) **They realized this work had been done with the help of our God (Neh 6:16)**

Conclusion:

God's plan for you might not be to build a wall like Nehemiah but He does want each of us to build His Kingdom. Like Nehemiah we might also face times of difficulty and trouble. But remember to do exactly what Nehemiah did ... just keep praying and building , praying and building and soon you will realise too that ***The God of heaven will give YOU success; Therefore we His servants will rise up and build!***

4) Learning outcomes

How does this apply to me?

- What happens when I let the negative things people say to me stop me from talking about what God has done in my life and my plans for the future?
- Do I pray during the times I feel discouraged?
- When I feel like I want to give up, God wants me to PERSEVERE!

5) Craft

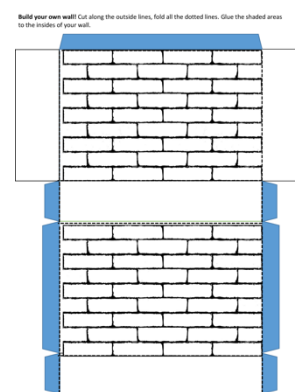
Option 1:

Building a wall out of wafer biscuits and icing sugar on a paper plate, could be 3D or flat on the plate. Write or stick the verse onto the plate. While building their walls, chat to the kids about the Bible story and the lesson outcomes. Ask them what God wants them to do if they ever feel like giving up on a big job: PRAY and keep going!



Option 2: Make your own 3D wall. Tricky but worth the effort! Need scissors, glue, rulers. When all the children have built their little piece of wall, you could put them all together in a line to make one long wall, just like the one around Jerusalem! On it they can write:

*The God of heaven will give us success;
Therefore (_____ name _____) His servant shall rise up and build!*



Lesson Six: Fetch more bricks

Main focus for the lesson:

- We are all living stones/ bricks for God's Kingdom
- God will use sinners to make the most beautiful Kingdom
- It's our job to find more "living stones/bricks" to build God's Kingdom

1) Memory Verse

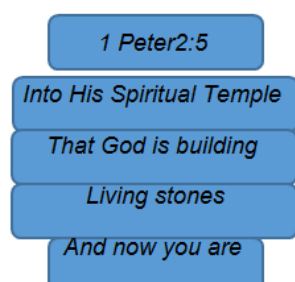
- 1 Peter 2:5

And now you are living stones that God is building into His spiritual temple; (to be a holy priesthood offering spiritual sacrifices acceptable to God through Jesus Christ.)

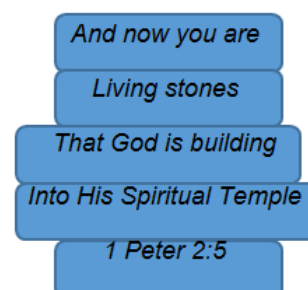
Idea to teach the memory verse

Perform the hands on skit before the memory verse. Once the skit is done and the kids have seen the visual demonstration of "living stones" or "bricks" then the memory verse will be easy to apply.

Write each section of the memory verse onto five big blocks:



You could mix them up and let the kids tell you which order to place them in. Each time getting the kids to say the verse out loud. Remember that if you place the first brick on the table first, the kids need to be reading the verse *backwards, from bottom to top*. ie:



2) Hands on

2.1) Skit:

Say: We love to build things, don't we? We build puzzles, we build Legos, we build with blocks, we build castles in our sandpits and sometimes we even build things in our dinner plates with our food! God is the Master Builder and He also likes to see us building things. But the thing that gives Him the most happiness in His heart is to see us building His kingdom!

But how do we do that? How do we build the Kingdom of Heaven?

Perform the following skit:

One child is "the builder". We can give him a builder's hardhat and reflective vest. It's his job to fetch more "bricks" to build the "house".

Child acts like he's going off to school and tells another child "at school" about God. That child accepts Jesus into their heart and becomes a "brick" (a brown cardboard box decorated/painted and holes cut into it for arms and head).

Builder child then goes off to do some sport. He tells another child while playing sport about Jesus. That child then accepts Jesus into his heart and gets to wear a "brick". Then the builder child goes to a playground at a restaurant like Spur! He tells someone there about God's love and that child accepts Jesus into his heart. Another "brick"! More and more "bricks" get added to the house.

Visually they see that the more we tell non-saved people about God, the bigger His kingdom becomes.

It's also important for us to tell people in all the different areas of our lives about God and not only talk about Him to our Children's Church friends.

Conclude by saying:

King Solomon built a magnificent temple for God's spirit to live in. He got building materials for the temple from all over the region not just in and around Jerusalem. He used gold, silver and bronze to make the temple so awesome that the people who saw it were amazed. King Solomon built his temple out of the best materials he could get but we are building God's Kingdom and the best materials we can get are the people who don't know about Jesus! We are "living stones or bricks" and we need to get more "living stones or bricks" for the Kingdom of God!

Now teach the memory verse using "bricks" as shown in section 1

For older children say: We have a very special event at Cornerstone coming up next week! It's our Big Weekend! It is always such an amazing time of fun and fellowship and it is the perfect opportunity to "get more bricks" for God's Kingdom. So invite friends who you know from school or other activities you do to come to the Big Weekend next week.

3) Bible Story + Lesson

Does anyone remember what the Ark of the Covenant was? It was a special box that had special, spiritual objects inside it as well as the ten commandments. God had very strict instructions about how this box was to be carried and where it was to be kept.



Not long after a man named Solomon became king, God gave him a vision to build a permanent place where The Ark of the Covenant (which had up until then been moved around a lot and even stolen and reclaimed) could be kept

Read 1 Kings 5:6 So I plan to build a house for the name of the Lord my God. Because the Lord said to my father David, 'I will set your son on your throne in your place. He will build the house for My name.'

Solomon planned to build a temple but not for himself the King but for God! It would be a magnificent, holy temple where people could meet with God, pray and bring offerings.

Solomon decided to use only the best materials to build this temple and he told his people in verse 17 ***cut out large stones of much worth for the house of God to be built on.***

Ask the children: What building materials would you have chosen?

They should come up with examples of valuable materials like gold and silver, diamonds and crystal.

Say: To God we are the best, most valuable material with which to build His Kingdom! Even with our sin and ugliness! He can take sinners and make them into "living stones" in His Kingdom.

So we can imagine that since King Solomon was taking such care in choosing the best materials for the temple, that he would have chosen only the best workers to do the building as well. We can imagine that it was Solomon's desire for the temple to be so amazing that people would come from far away to worship God in this beautiful temple. It took builders seven years to build this temple but when it was finished, people could hardly talk about anything else!

They were in awe of the golden walls, ceilings and pillars that were covered in beautiful patterns and pictures. The wood that had been used was the best wood known to man and had been brought from a far off country called Lebanon!

After the completion of the temple, the Ark of the Covenant was placed into a special room. Solomon prayed to God, thanking Him for the completion of the temple and asking God to dwell in the temple.

King 6:11-13 says" ***"Now the word of the Lord came to Solomon, saying, 12 "If you obey My Laws and keep My Word, then I will keep My promise with you, which I spoke to your father David about this house you are building. 13 I will live among the sons of Israel. And I will not leave My people Israel alone."***

God was pleased with Solomon's obedience and His spirit stayed there and listened to the prayers of the people who came to the temple.



Just look at this beautiful temple. Do you think God is deserving of such a glorious temple? Do you think God's kingdom we have been called to build should be as glorious as this? Yes, even more so! Remember that we are a living part of God's Kingdom, each one of us are the like golden building bricks. But unlike this temple God's Kingdom is not yet finished being built. So come on builders let us go and find more people. Let's tell them about Jesus so they can love Him like we do. Let's build God's Kingdom!

4) Learning outcomes

How does this apply to me?

- I am a living part of God's Kingdom
- I can build God's Kingdom by telling people about God
- I can invite someone who doesn't know the Lord to The Big Weekend!

5) Craft

Option 1:



Draw or paint a big "palace" onto a big piece of cardboard that then gets stuck on the wall outside where parents drop off and collect. Each child decorates their "living stone" with their names and glitter etc and sticks their stone onto the "kingdom". All the classes should stick their stone onto the one kingdom poster.



Option 2:

Making and decorating a special envelope/box in which to put an invite to The Big Weekend for someone you know (not from our church)

Suggest to the children that they think carefully about what that person likes so that their envelope is decorated specifically with them in mind. For example, if their friend likes horses, draw horses on the envelope.

Remember that when you give that person their special envelope to tell them that it was made especially for them! And that you really want them to come to The Big Weekend.

Print out or make some samples to help spark some creative ideas.



Lesson Seven: Add the cement

Main focus for the lesson:

- We want the children to understand that the church is not a building, it is people who love Jesus meeting together to worship him and grow in his word.
- As the church we can encourage each other and work together and that holds us together like cement.
- Jesus calls us to love one another and encourage one another and the Holy Spirit equips us in order for us to do that.

[illegible]

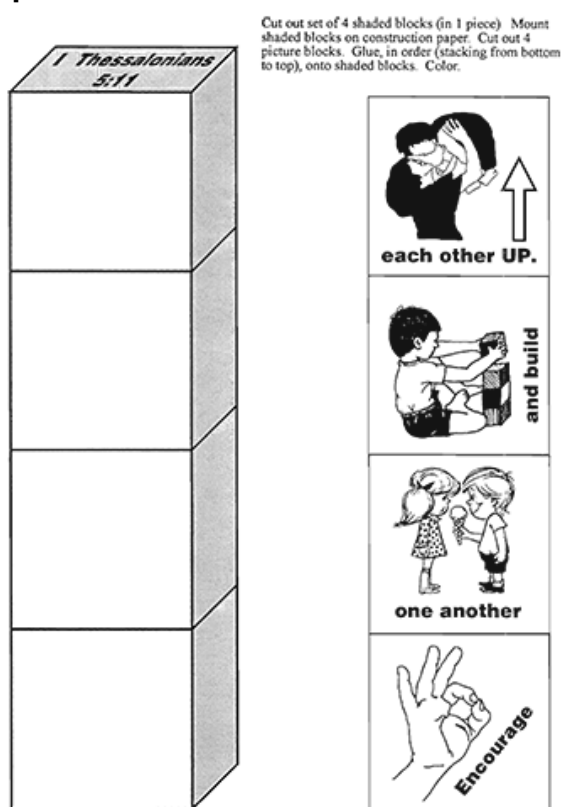
1) Memory Verse

- 1 Thes 5:11

“Therefore encourage one another and build one another up, just as you are doing”.

Idea to teach the memory verse

Option 1:



Use the following ideas to teach the children the verse, building up each block at a time.

Children can make their own set to take home and teach their families.



Option 2: Teacher can demonstrate or have older children attempt it.

Person 1 kneels on the floor on all fours and says the verse.

Person 2 comes and kneels next to him and says the verse.

Person 3 comes and kneels next to them and says the verse.

Person 4 then kneels on top with his one arm and leg on one person and the other arm and leg on the other person, sort of like you are building a pyramid. He too says the verse.

Person 5 also climbs on the two people on the bottom row and says the verse.

A very light person 6 climbs on top of the pyramid and everyone says the verse

"Together we can encourage each other and build one another up. "

2) Hands on

Perform the following game/s:

2.1) Skit:

Have someone come dressed as a builder. You can give them any name.

As a prop have a piece of cardboard with some bricks that are stuck on with cement or plaster of paris.

Builder Bob	<i>Bob runs into the hall in quite a hurry.</i> Good morning everyone. I am Builder Bob how are you all doing?
Teacher Mary	Hi Bob we are doing well thanks. You look like you are in a rush. Can we help you with something?
Builder Bob	Agh, yes please. I have a bit of a problem. I need to use these bricks as I am busy building a wall. It looks like it might rain so can someone please come and help me. Can you bring me two bricks at a time? I am going to run out and carry on building. I will just be outside but we have to hurry, so please work as fast as you can. <i>Bob runs out the hall</i>
Teacher Mary	<i>Get one or two children to volunteer. Ask the children to pick them up and put them somewhere.</i> <i>The bricks should be stuck because of the cement.</i> <i>The children should pull and tug the bricks but won't be able to move them because they are stuck. (make sure they will not come apart)</i> <i>Teacher Mary keeps encouraging them to pull the bricks apart.</i>
Builder Bob	<i>He comes back inside.</i> What's wrong why haven't you brought me any bricks?
Teacher Mary	These bricks are stuck together with cement, we can't seem to get them apart.
Builder Bob	AGH the cement I forgot that. Of course the bricks will be stuck together. Do any of you know anything about cement? So in order to make cement we have to take limestone rock, that is often mixed with other ingredients. It is then heated to over 800 degrees that is super super hot. This forms a rock like substance which when ground and mixed with water it makes cement. When cement dries it stick things together. Cement is so strong it is used to make huge buildings.
Teacher Mary	Children do you know that we are like that limestone. God wants us to encourage other people in the church. He wants us to build them up. As a church he wants us to stick together . We can do that but when we ask the Holy Spirit to help us we can be so much more encouraging to others. 1 Corinthians 14:1-4 (ESV)

Pursue love and earnestly desire the spiritual gifts, especially that you may prophesy. The one who prophesies speaks to people for their up-building and encouragement and consolation.

1 Corinthians 14:26 (ESV)

"When we come to church each one of us have a hymn, a lesson, a revelation, a tongue, or an interpretation. Let all things be done for building up."

3) Bible Story + Lesson



Have someone come in dressed in fine Greek clothing.

Good morning children, how are you all today. Wow I am so excited to come and tell you my story. My name is Barnabas. I am one of the early Christians. I was friends with Paul and you can read more of my story in the book of Acts.

Wow you guys are a good looking bunch of people. I am so excited to be here. I heard today that you are talking about the church and how we need to love one another and encourage one another. My story is all about encouragement. I was given the nickname "The Son of Encouragement" because I love sharing the love of Jesus with others and being used by the Holy Spirit to encourage other people.

I am from Cyprus (Acts 4:36), which is quite close to Greece.

I was quite a wealthy man and had lots of money. (Acts 9:27)

As I spent time getting to know the Christians, I got to know who Jesus was and what He did for my sins. I also found out more about the Holy Spirit. The Holy Spirit comes and fills us and he gives us the fruit of the spirit and the gifts of the spirit. I will tell you a bit more about this later.

I could not believe how much the Christians loved each other and looked after each other. They really were living out *Matthew 22:42*

"Therefore love the Lord your God with all your heart and love your neighbour as you love yourself."

I was so challenged by how the Christians looked after one another that I sold a field that I had and gave the money to the church. Have any of you ever done something wonderful to bless other people?

I was so blessed to be able to go to the church in Antioch to encourage the church

This is what is said of me in *Acts 11:21-26 (NLT)*

²¹ *The power of the Lord was with them, and a large number of these Gentiles believed and turned to the Lord.*

²² *When the church at Jerusalem heard what had happened, they sent Barnabas to Antioch.*

²³ *When he arrived and saw this evidence of God's blessing, he was filled with joy, and he encouraged the believers to stay true to the Lord.* ²⁴ *Barnabas was a good man, full of the Holy Spirit and strong in faith. And many people were brought to the Lord.*

²⁵ Then Barnabas went on to Tarsus to look for Saul. ²⁶ When he found him, he brought him back to Antioch. Both of them stayed there with the church for a full year, teaching large crowds of people. (It was at Antioch that the believers^[a] were first called Christians.)

I had the wonderful and exciting job of going around and encouraging the church about how wonderful Jesus is and how exciting it is to be filled with the Holy Spirit and to be empowered by him.

Do any of you know what encouragement is?

Let me show you this little experiment:

(Use the Youtube video to guide you, but actually do it in front of the children.
<https://www.youtube.com/watch?v=qgrCGwcBhbl> The Habit of encouragement}

As children in the church we should be using every opportunity to bless someone with our kind words, or to encourage someone by doing something helpful for them. There is great power in us encouraging one another as you saw from the memory verse 1 Thes 5:11

Therefore encourage one another and build one another up, just as you are doing.

For the older children: Use these scriptures to talk about the gifts of the Holy spirit.

Ephesians 5: Talks about walking in love

- Verse 1: "Walk in love as Christ loved us and gave himself up for us as a fragrant offering and sacrifice to God."
- Verse 18- 20 "Don't be drunk on wine for that is debauchery but be filled with the spirit addressing one another in psalms and hymns and spiritual songs, singing and making melody to the lord with your heart."
- Verse 21 "submitting to one another out of reverence for Christ."

Did you know that we can encourage each other by sharing scriptures and songs with each other?

1 Peter 4:8

- Verse 4-8: "Above all things, keep loving one another earnestly, since love covers a multitude of sins."
- Verse 9 "Show hospitality to one another as each one has received a gift, use it to serve one another as good"
- Verse 10 "We have all been given gifts by God and we need to use those to encourage and look after others."

Encouragement can be a powerful example of God's work in our lives.

Now the funny thing is that often we don't really feel like encouraging others. What I have learnt is that I need to be obedient to God. He says that I need to love others. That is a choice that I have to make every day. Sometimes I don't even feel encouraged by others. But I know that God is the source of encouragement and so If I need to be encouraged I go and spend time with God and read the bible.

1 Corinthians 14

Sometimes it's really difficult to love others, do you know what is AWESOME. God gave us the Holy Spirit. The Holy spirit fills us and gives us gifts that we can use to encourage others.

We can find these gifts in 1 Corinthians 14:26

- Verse 1-4 "Pursue love and earnestly desire the spiritual gifts, especially that you may prophesy. The one who prophesies speaks to people for their upbuidling and encouragement and consolation."
- Verse 26 "when we come to church each one of us have a hymn, a lesson, a revelation, a tongue, or an interpretation. Let all things be done for building up."

Conclusion:

God wants me to love my brother. He wants me to encourage others, to look out for them and to build them up. The Holy Spirit can use me to encourage others.

4) Learning outcomes

How does this apply to me?

- God wants me to be an encouraging person.
- The Holy Spirit equips me to do this.

5) Craft

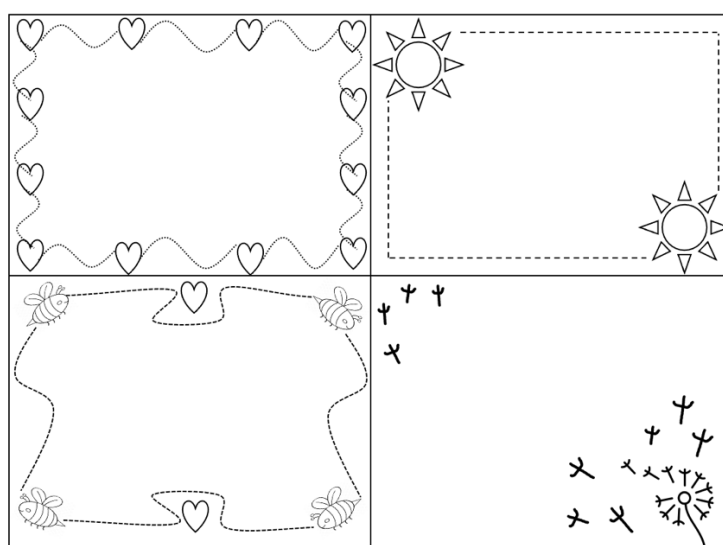
Option 1:

Children can make their own encouragement cards with their favourite scriptures on them, to give to friends and family.

Make envelopes or buckets for all the children at children's church. Hang them up. Over the next few weeks get them to write encouraging words or scriptures for each other.

Be kind to
one another and
build each other up.

- 1 Thessalonians 5:11



Lesson Eight: Final product

Main focus for the lesson:

- It is God's Kingdom we are building NOT our own
- Take care not to get off course
- If you build your own Kingdom it will fall

1) Memory Verse

- *Matthew 6:33*

Seek the Kingdom of God above all else, and live righteously, and He will give you everything you need

Idea to teach the memory verse

Songs can help to learn the memory verse.

<https://www.youtube.com/watch?v=9LMQfOp9w8k> Seek ye first

2) Hands on

2.1) Skit/Object lesson: I did it my way

Master Builder	Good morning builder Ben. Today I have a new building project. Do you think you will be able to help me?
Builder Ben	I would love to help you! Just tell me what you need and I will do it
Master Builder	<p>Wonderful! I need you to build me another Teepee just like this one.</p> <p>(Have a teepee already made up – see “How to Make an Indoor Teepee for Kids - Tesco Living” https://www.youtube.com/watch?v=7-Vbhxw9yv8)</p> <p>I have got everything you need to build it and you will need to listen very carefully to the instructions so that it turns out how I need it to.</p>
Builder Ben	I can do that! Tell me what to do
Master Builder	<p>You will need to collect</p> <ul style="list-style-type: none"> - 4 poles; A roll of strong string; and a large sheet of material - First tie the poles together with the string and stand them up - Then flap the material over the poles - Lastly test out the teepee to see if it is comfortable enough to sleep in <p>Will you help me build it like this?</p> <p>(Have laid out on the table the following items: 4 poles; roll of string; paper streamers; sheet; dustbin bags taped badly together)</p>
Builder Ben	<p>You are the master builder of course I will build it like you say. You know best. (<i>master builder leaves and Builder Ben starts to build</i>)</p> <p>As he goes to get each item Builder Ben has an excuse to do it differently</p>

	<p>Here are some options:</p> <ul style="list-style-type: none"> • Ben continually says as he builds- everyone is going to love my teepee. It will be the best teepee ever and everyone will tell me how great I am. • Too much hard work to carry 4 poles. I am going to do it my way and just bring 2 poles – I'm sure that will be fine • Next was strong string – but these paper streamers are so pretty I'm going to do it my way rather and use them instead of the string • This material is nice and all but these dustbin bags will be much better to use. I mean if it rains it will be waterproof. I think my way is better • Ok time to build. So first he said to tie the poles together. A friend can then convince him to start with putting the material over first – otherwise the poles might get wet if it rains. <p><i>So by now builder Ben is under the sheets of taped-together garbage bags trying to tie the two poles together with the paper streamers. He can be continuously repeating "I'm sure my way is going to work just fine!"</i></p> <p><i>When it gets to the last step of testing out the teepee you may need to get the friend to help prop it up until Ben climbs into it. Once it has fallen down on top of Ben the master builder returns.</i></p>
Master Builder	What happened? Where's the teepee you said you were going to build?
Builder Ben	Um? Sorry you see I made a few changes.
Master Builder	(<i>gently</i>) Who where you building the teepee for? For me or for you?
Builder Ben	<p>It should have been for you! But then I got lazy and didn't want to carry all the poles.</p> <p>And then I wanted people to say I was the greatest and so I started making it my own way.</p> <p>And then I listened to my friend – I knew it wasn't what you said but I did it her way anyway.</p> <p>Oh dear I really wish I had of done it your way!</p>
Master Builder	<p>Do you know? This reminds me of when we are building God's kingdom</p> <p>Sometimes it is hard work building God's Kingdom but you've got to just keep on going. Persevere and do it God's way.</p> <p>Sometimes we want to build God's kingdom our way – but God's way is best. Other people might try and tell you to do things differently to what God is saying but remember -- always listen to God.</p> <p>I think you've learnt your lesson. Would you like to try build it together?</p>
Builder Ben	<p>Oh yes. I would love that!</p> <p><i>(if you have mastered it give it a go building the teepee or just leave pretending like you're off to build)</i></p>

Conclusion:

Did the builder want to help the master builder – yes

Did he listen and build the teepee the way the master builder told him to? – No, he did it his way

Did the teepee turn out like it should have? No

As Christians we love God and we want to help Him build His kingdom but sometimes we get off course of what God has asked us to do. Instead of doing what God has asked us to do we do it our own way. We are distracted by other things or we listen to other people rather than to what God is saying. Other times we just want it done our way!
When we start building God's kingdom our way things can go horribly wrong!
When we do it God's way – it ends up just like God planned – perfect and strong!

3) Bible Story + Lesson

(for younger children you may want to spend more time on Noah, his relationship with God and his obedience rather than doing both stories as a comparison)

Today I want to tell you about two men. They were both men from the Bible and they both built amazing things and yet they were very different.

The first is a man named Nimrod. Nimrod was a king and he built his kingdom in the land of Babylonia. Many people came from the east and came to live in Babylonia. Nimrod and the people of Babylonia had discovered that instead of using stone to build they could make bricks and harden them using fire. They also started using tar to hold it together. This meant they could make buildings that were stronger than any others.

Nimrod and the Babylonians were great builders – so what did they choose to build?

Let's read Genesis 11:4

"Come, let's build a great city for **ourselves** with a tower that reaches into the sky. This will make us **famous** and keep us from being scattered all over the world."

What were they going to build? *(a tower that reached Heaven)*

Who were they going to build it for? *(for themselves)*

Why did they want to build it? *(to make them famous)*

Do you think God wanted them to build this tower to make themselves famous? *No*
God came down and stopped them by making them all speak different languages so they couldn't understand each other. The tower was called Babel because everyone was confused (it was like everyone was babbling) From there God scattered them all over the earth so that they would not be able to continue.

Do you think they used their good building skills well? *No*

Instead of using them for God they used them to try and make themselves great but they didn't succeed. And just like Nimrod and the Babylonians if we try and build our own Kingdom or do things so that people regard us as important it will fail!

Next ...

If you had to turn in your Bible to the book of Genesis you would read about another man who built something quite amazing. He was over 500 years old when he started to build it and it took him 100 years to build.

It was so big his whole family could fit inside it. Not only that at least 2 of every kind of animal AND enough food for everyone on board could fit on it.

Can you guess who I am talking about? (Noah)

What did he build? (Ark)

Most of us know the story of Noah. We know that the people were not listening to God. We know that God decided to send a flood. We know that Noah was the only man who was not sinning. We know that the flood came and because Noah and animals were on the ark they were safe. We know God sent a rainbow and made a promise to never send another again.



What many people don't seem to know is how did Noah do it? Noah didn't have the tools we use today to build a huge cargo ship and Noah hadn't gone to some fancy university and got a degree in "how to build an ark",

In Hebrews 11:7 it tells us that there had never been such a flood before so Noah wouldn't even have known what to expect. Yet this huge boat managed to fit so many on it and survive a flood for 150 days!

So how did this old, unqualified man, who had never seen such a flood, build this amazing boat?

The first important thing we learn as we read Genesis 6:9 is that "Noah walked in close fellowship with God". That means he knew God and spent time with God.

We also read in Hebrews 11:7 that Noah had **faith** and **obeyed** God.

And then we read Genesis 6:14-16

¹⁴ "Build a large boat from cypress wood and waterproof it with tar, inside and out. Then construct decks and stalls throughout its interior. ¹⁵ Make the boat 450 feet long, 75 feet wide, and 45 feet high. ¹⁶ Leave an 18-inch opening below the roof all the way around the boat. Put the door on the side, and build three decks inside the boat—lower, middle, and upper.

God told Noah exactly how to build it. What to use, how to make it waterproof, how big to make it. God told Noah everything. Noah had the blue prints of exactly what he should be doing. But remember our skit today ... builder Ben knew exactly what he should do but did he manage to build the teepee? No, because he didn't listen and did it his way.

But Noah did listen and he followed God's instructions exactly. Read Genesis 6:22

Genesis 6:22 Noah did everything exactly as God had commanded him.

So now you know how Noah did it when no one else could ...

He didn't get lazy, he didn't make it so he could be famous, he didn't make it like someone else told him toHE DID EVERYTHING **EXACTLY** AS GOD TOLD HIM TO.

God wants you to do amazing things for Him and you can! All you have to do is do everything exactly as God tells you to!

4) Learning outcomes

How does this apply to me?

- If we do EXACTLY what God tells us we can achieve great things
- Are there things I need to change?

5) Craft

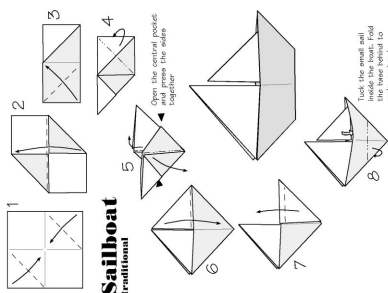
Option 1: As you lead the children in following your instructions to make the craft make the comparisons to how it is like building God's Kingdom.

Craft instructions	How it applies to building God's Kingdom
For today's craft I am going to lead you step by step in what you are going to build. Listen carefully so that it can end up the same as mine.	Remember this is just like building God's Kingdom – we need to listen to God and follow all His instructions.
If you don't understand ask me for help. Don't worry if you make a mistake – I will help you fix it or you can start again.	When we mess up we can always come to God for help. He is forgiving and will help guide us back on the right path
I have given you all the right tools you will need to build the craft. Scissors, paper, glue	God has given you all the right tools to build His Kingdom. He has given you His Bible and the Holy Spirit to guide you
Well done! You have done it!	God done – You are building God's Kingdom

For younger children:

Give them instructions to stick the animals in a specific order, or colour the rainbow in a certain pattern.

For older children: Origami boat



Option 2: Noah Ark craft

There are lots of ideas options you can do for Noah's ark, try and choose one that can remind the children that Noah did everything exactly as God commanded Him to.



Lesson Nine: Calling all builders

Main focus for the lesson:

- Just like the body has many parts, we make up the many parts of the body of Christ – His church
- God has given us each specific gifts and when we use them as He intends, we will be building His Kingdom.

1) Memory Verse

- 1 Corinthians 12:12

The human body has many parts, but the many parts make up one whole body. So it is with the body of Christ

Idea to teach the memory verse

Use a larger version of the body puzzle explained in the craft to teach the memory verse.

2) Hands on

Perform the following game/s:

2.1) Skit:

Master Builder	(have 5 leaders assist you) Good morning builders. You have done such a good job at building Gods Kingdom this term! Well done! But there is still so much more building that needs to be done. We are going to need more builders
Leader 1	What about if we invite a whole lot of people over and we can teach them all the things we've learnt this term about Building God's Kingdom.
Leader 2	Great idea then maybe they will come and build with us too!
Master Builder	Wonderful idea! I am going to need every single one of you to help me to get everything ready. We will need to act like one big body if we are going to get this done. Will you help me? (leaders all agree) (as the master builder gives them their instruction he puts their body part label on them) Leader one you will be the mouth. I want you to phone and invite everyone to come. Leader two you will be our hands. I want you to make some tea and biscuits for me please Leader three you will be the feet. I want you to go and bring all the guests here for me please

	<p>Leader four you will be our ears. I need you to listen carefully and when anyone knocks on the door please let them in.</p> <p>Leader five you will be the eyes. I want you to watch and see that everyone is doing what I have asked them to do.</p> <p>Can we work together as one body? <i>(leaders all cheer yes)</i> <i>(master builder leaves)</i></p>
	<p><i>EACH LEADER COMES FORWARD WITH AN EXCUSE AND ENDS UP HELPING WITH THE TEA AND BISCUITS. THEY CHANGE THEIR PICTURE TO BE A HAND UNTIL EVERYONE IS A HAND!</i></p> <p><u>Leader two</u> says to leader one: I don't want to make all the tea and biscuits on my own – won't you come and help me. Leader one says he was supposed to send out the invites but he can first help with the biscuits and then go. <i>(changes his picture to a hand- can have it on the other side of the pic so easy to just flip over)</i></p> <p><u>Leader three</u> – It's not fair I got the hardest job! I'd rather be making the tea and biscuits <i>(changes his picture to a hand)</i></p> <p><u>Leader four</u> - Oo I can hear the kettle is on let me go and see if they need my help with making the tea and biscuits. <i>(changes his picture to a hand)</i></p> <p><u>Leader five</u> Oh look everyone is making the tea and biscuits I guess that's what I should be doing too <i>(change his picture to a hand)</i></p>
Master builder	<p>Leaders are carrying huge boxes <i>(can label them biscuits)</i></p> <p>What happened? Where are all the people? Why are there so many biscuits????</p> <p>Leaders all start to make excuses at the same time mumbling away</p> <p>Wait a minute. Let me have a look at this body. <i>(get leaders to stand in a line and master builder goes to each one and says...)</i></p> <p>We have an arm, an arm, another arm, and ANOTHER ARM ... WHAT another arm!</p> <p>That's the strangest looking body I have ever seen! No wonder it can't work!</p>
Leader 1	<p>I never realised how important every single part of the body is. I think we've learnt that no matter how hard or simple our job is we've got to make sure we each do our part the best we can. Can we try again? Please?</p>

Master Builder	Of course you can. Come on body you can do it if you all work together! <i>(all the leaders flip over their cards back to the body part they were originally given)</i> Master builder leaves
	<p>Act out everyone doing their part</p> <ul style="list-style-type: none"> - Leader 1 phones - Leader 2 sets some cups out on a tray - Leader 3 goes and fetches some of the kids as the guests and gets them to follow him – they can go out of the room and stand waiting to come in - Leader 4 puts headphones on and does not do his part - Leader 5 acts out checking everyone and encouraging everyone <p>Leader 3 and the guests can stand knocking and knocking but leader 4 is not doing their part</p>
Leader 5	<i>(gently to Leader 4)</i> What is the matter why are you not doing your part?
Leader 4	I am just the ear. The tiny little ear. My part is so small what difference does it make if I do or it or not.
Leader 5	Your part may be small. But it is still VERY important. Come and see <i>(...leads them to where all the guests are waiting to come in)</i>
Leader 4	Oh I can hear them knocking!
Leader 3	We've been knocking for ages. Maybe no one is here. Let's go
Leader 4	No wait. We're here! Come in. <i>(acts out opening the door)</i>
Master Builder	Wonderful everyone is here! Now that is how I intended you to work together. Just like one body.

3) Bible Story + Lesson: Matthew 25:14-30



Can you tell me what is happening in this picture?

It is a picture of a cheerleader. She is very talented as she can do the splits and do summersaults in the air!

Her team are also all very talented. They are strong, they work well together as a team and fortunately for this cheerleader they are very good at catching!

Each one of us has different talents. Some of us can draw really well, others are good at sport, some people can sing and play instruments while others are really clever and do well at school. Not one of us is the same. But every one of us has a talent and most of us are good at more than just one thing. Let's look at some people with talents.

Prestick each one up on the wall as you discuss the, leaving space next to them for the relating picture below.



Here is a picture of a ... teacher. She, like me, is not very good at being tossed into the air. In fact she can barely point her toe. But God has given her special talents of her very own. God has made her very loving and caring. God has made her very creative and she always comes up with lots of fun ways to teach us new things. Can you name some of the talents God has given your teachers?



Here is a picture of a musician. God has given him the ability to sing and play instruments. Because he is so talented with music he leads us with worshipping God at church.



Who is this a picture of?
It is a pastor. God has given him many talents too. He is a good leader and is able to explain the Bible to people. He is wise and can help people when they need good advice.

We all know what talents are but what does the Bible say about talents? Let's read this parable that Jesus taught us. Parable of the Three Servants Matthew 25:14-30

One leader can read from the Bible (NLT version below) while the other does simple drawings on a white board/cardboard to help the children remember and understand it easier.

A man was going on a long trip.

Draw a man on the board. Over his head, draw an arrow showing that he is leaving

He called together his servants ...

Draw three people with enough space around them and beneath them to draw the bags of silver with which they were entrusted

... and entrusted his money to them while he was gone. ¹⁵ He gave five bags of silver to one, two bags of silver to another, and one bag of silver to the last

- Pause before drawing and ask them how many was the first man given. Draw the five bags once they answer.
- First explain that in the original language, it says the master trusted this servant with five talents. A talent was a measurement of money. It would take a worker twenty years to earn a talent of money. So FIVE talents is a lot of money!
- Then get them to tell how many bags to draw under the other 2 men (2 and 1)

—dividing it in proportion to their abilities. He then left on his trip.

- Say: I wondered why they each got different amounts. It wasn't because he favoured one more than the other it was because of their abilities. So the first man was able to handle money better.
- Draw an arrow over the master's head to show him leaving

¹⁶ “The servant who received the five bags of silver began to invest the money and earned five more. ¹⁷ The servant with two bags of silver also went to work and earned two more. ¹⁸ But the servant who received the one bag of silver dug a hole in the ground and hid the master's money.

Draw the extra bags as the story mentions them. If on a white board you can scribble over it or prestick something to cover the bag.

¹⁹ “After a long time their master returned from his trip and called them to give an account of how they had used his money. ²⁰ The servant to whom he had entrusted the five bags of silver came forward with five more and said, ‘Master, you gave me five bags of silver to invest, and I have earned five more.’

²¹ “The master was full of praise. ‘Well done, my good and faithful servant. You have been faithful in handling this small amount, so now I will give you many more responsibilities. Let's celebrate together!’

Draw a smiley face and balloons around the first man

²² “The servant who had received the two bags of silver came forward and said, ‘Master, you gave me two bags of silver to invest, and I have earned two more.’

²³ “The master said, ‘Well done, my good and faithful servant. You have been faithful in handling this small amount, so now I will give you many more responsibilities. Let's celebrate together!’

Draw a smiley face and balloons around the first man

²⁴ “Then the servant with the one bag of silver came and said, ‘Master, I knew you were a harsh man, harvesting crops you didn't plant and gathering crops you didn't cultivate. ²⁵ I was afraid I would lose your money, so I hid it in the earth. Look, here is your money back.’

Uncover or redraw the one bag

²⁶ “But the master replied, ‘You wicked and lazy servant! If you knew I harvested crops I didn't plant and gathered crops I didn't cultivate, ²⁷ why didn't you deposit my money in the bank? At least I could have gotten some interest on it.’

Draw a sad face over the last man

²⁸ “Then he ordered, ‘Take the money from this servant, and give it to the one with the ten bags of silver. ²⁹ To those who use well what they are given, even more will

be given, and they will have an abundance. But from those who do nothing, even what little they have will be taken away.

Rub out the bag and draw it by the first man

Say: Jesus didn't tell this story so that we would know how to spend and invest our money. In fact this story wasn't to teach us about money at all. It is to remind us that our talents are a gift from God.

Using a nicely wrapped gift to illustrate:

Imagine you give your friend or mom a gift. Not just any gift but one that you chose especially for them. You've wrapped it up all special and you hand it to them. They then take it from you, toss it on the table and walk off. They don't even bother to open it or use it never mind say thank you. Is that what you would want them to do with the special gift you chose just for them?

With God it is the same. He wants us to be thankful and use our gifts and talents.

God knows what talents to give each of us to build His kingdom. He knows our abilities and what we can be entrusted with. As we use them He will begin to entrust us with even more, just like the first servant.

Remember the gifts the people in these pictures had (*briefly run through them again before showing the new pictures with the talented person missing*) What if they were like the lazy servant who did nothing with the gift he had been given. What if they said "it's too hard", or "I'm too busy" or "I'm not that talented – I'll just stay at home."

(*refer to each picture and discuss how essential it was for each person to be using their talents.*)



God has chosen our gifts especially for us and He wants us to use them as He intended! And He wants us to use them well.

In his grace, God has given us different gifts for doing certain things well. So if God has given you the ability to prophesy, speak out with as much faith as God has given you. If your gift is serving others, serve them well. If you are a teacher, teach well. If your gift is to encourage others, be encouraging. If it is giving, give generously. If God has given you leadership ability, take the responsibility seriously. And if you have a gift for showing kindness to others, do it gladly.

Romans 12:6-8

When we do use our talents and use them well, we will build God's kingdom as He intended it to be. Using our talents for God is our gift back to Him.

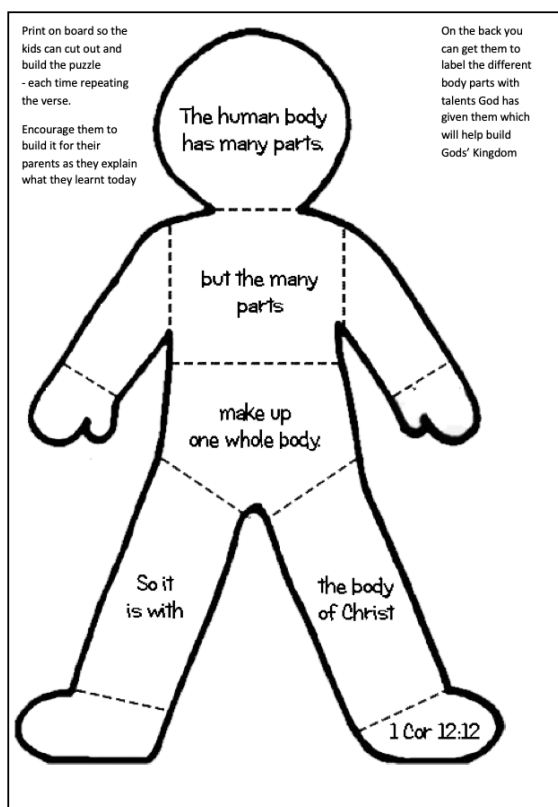
4) Learning outcomes

How does this apply to me?

- God has given me specific talents that I need to be using to build His kingdom.
- What are the things that get in the way of me using my gifts?
- Too busy with other things
- We forget that our talents are a gift from God and that He wants us to use them for His glory
- We compare ourselves to others
- We feel scared to use our gift
- We are not sure what our gifts are

5) Craft

Option 1:



Option 2:



Other Options:



Recap & Games

Look at the various memory verse games and crafts that have been offered this term. Repeat those that worked well and have the alternate options set up at craft tables etc. Throughout all the games and crafts remind the children of the main ideas and memory verses taught this term.

Construction cone ring toss



Cut out rings from an old cereal box. On each ring write a word from the memory verse.
Child places them in order and says each word as they throw it.
Teacher can hand it to a younger child and they repeat it before throwing the ring to try get it on the cone on the teachers head.



Building the ark

Have paper plates with a picture of the ark on them. Set them out in a big circle. Have the children march around the circle of “ark plates”

The leader calls “**Genesis 6:22 Noah did everything exactly as God had commanded him and ... two frogs came on board.**”

As the name of animals is called out the players immediately start imitating the animal that the leader just shouted out. For example, if the leader says frog, then the player will crouch down and start jumping. Or if the animal is an elephant, then everyone can ‘imitate’ the elephant’s trunk, etc. (lizard, bird, monkey, giraffe etc)

When the leader calls Genesis 6:22 Noah did everything exactly as God had commanded him and **... it rained!** Then all the children race to stand on an “ark plate”

The children who do not make it to a plate in time say the memory verse together: “Seek first the kingdom of God.”

Tower building Bible quiz



- Divide the children into fair teams.
- Each team has a turn to answer one of the Bible quiz questions. Questions should be about something we have learnt this term and age appropriate. See some examples provided
- The team earns a cup for each correct answer.
- The team with the tallest tower is the winner.

Question	Answer
How many days did it take for Nehemiah and the people to build the wall?	52 days
If God is the potter, who is the clay?	We are
Say a memory verse that we have learnt this term	(this could be for each team)
What does God want us to build?	His Kingdom
How long will God's Kingdom last for?	For ever. (Daniel 4:34)
What was Barnabas' nickname?	Son of encouragement
What did King Nebuchadnezzar dream about?	A statue
How did Daniel know what King Nebuchadnezzar's dream was about?	He prayed to God and God told him
When Nehemiah faced trouble what did he do? a) sit down and cry b) pray c) laugh d) did a hole	He prayed to God – and God answered!
Who is our cornerstone?	Jesus
Was Jesus a carpenter?	Yes
Was Jesus a prophet?	Yes
Did Jesus ever sin?	No
Is Jesus our saviour?	Yes
Where did the wise man build his house?	On the rock (rock=word of God)
Where did the foolish man build his house?	On the sand
What did the lazy servant do with his talent?	He buried it
Who did King Solomon build the temple for?	For God
What was the Ark of the covenant?	It was a special box. 10 command in
Why did Nimrod and the Babylonians build the Tower of Babel?	So they could be famous
Who can help us be more encouraging to others?	The holy spirit

Memory match



Under the cups place various pictures, verses etc. which the kids have to lift up and match with the others.

See examples of the memory verses on the next page

