



Be a light to the World

Contents:

		Page
<u>Leader's letter</u>		
<u>Lesson 1</u>	Jesus is the light of the world	4-8
<u>Lesson 2</u>	Jesus is my lighthouse	9-12
<u>Lesson 3</u>	Let His light shine through me	13-16
<u>Lesson 4</u>	His Word is a lamp unto my feet	17-20
<u>Lesson 5</u>	Be prepared	21-25
<u>Lesson 6</u>	Just believe	26-30
<u>Lesson 7</u>	Fix your eyes on Jesus	31-35
<u>Lesson 8</u>	Celebrate Jesus	36-39
<u>Lesson 9</u>	Be a city on a hill - Don't hide your light	40-43

LETTER TO THE LEADERS

The aim of this term is for our children to walk away feeling passionate and full of courage to shine their light for Jesus wherever God takes them, whether in their homes, schools, church and even across the world.

We have so many people who are wonderful examples of how to shine our light for Jesus all around the World. Some have kindly agreed to send us a clip telling us about their experiences and the things our children can help them pray for.

Each child will receive a "passport" which will contain some fun facts about each country as well as the respective church's prayer requests. The idea is to show them the countries respective clip and get them to pray for these churches.

To respect the churches based in Muslim countries we ask that you PLEASE DO NOT POST THESE CLIPS ON SOCIAL MEDIA.

At the same time we will be using different lights to help the children understand and remember what it means to shine for Jesus. A summary can be found on the next page.

Light	Country	Theme
	 France	Jesus is the light: Lance and Tanya want schools to be allowed to freely teach about the Bible so more people can see Jesus is the light.
	 Portugal	Jesus is my lighthouse: People in Portugal often look in the wrong places to find forgiveness but the wonderful church A Ponte is guiding others to Jesus.
	 Lesotho	Let His light shine through me: There may be many homes in Lesotho without lights but this church is doing their best to show others how amazing Jesus is.
	 England	Your word is a lamp to my feet. Without streetlights cars wouldn't know where to go. Phil and Sam want to teach people in England the Bible so they can make godly choices.
 <small>Be ready, for the Son of Man will come when you don't expect Him. Matthew 24:44</small>	 New Zealand	Be prepared: Ross and El-Mari are ready and prepared for God to use them to plant a church in New Zealand.
	 Columbia	Just Believe. Columbia shines with lights over Christmas time and the hope is that this many people can shine for Jesus too.
	 USA	Fix your eyes on Jesus. As Christians we can face many trials but Firebrand Church know how important it is to keep their eyes on Jesus as they encourage the USA to do the same.
	 Singapore	Celebrate Jesus. Church of Joy in Singapore know how important it is to have Jesus as your Saviour ... like their name says they count it pure JOY.
	 UAE	A city on a hill. Cornerstone Abu Dhabi love and respect the Muslim people in their country and although Christians are not allowed to freely tell others about Jesus they are like a city on a hill by showing love and kindness
YOU	 South Africa	Don't hide your light, rather shine for Jesus so that everyone can know and love Him too.

Lesson One: JESUS IS THE LIGHT OF THE WORLD

Main focus for the lesson:

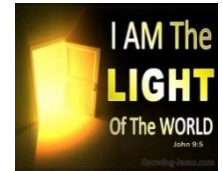
- God is the light of the world.
- Just like the world needs light to grow, so do we
- When we come to God, He reveals our sin to us. We are able to ask Him for forgiveness and then we grow in our relationship with Him.



1) Memory Verse

- John 8:12

“I am the light of the world. Whoever follows me will not walk in darkness but will have the light of life”.



Idea to teach the memory verse

- First let the children try and work out what the verse should say by using the Bible and the following pictures from the media pack.
- Then lay the pictures out as shown (hula hoops may work well so children don't slip as they land on the actual picture, or use chalk to draw circles)
- Children choose the correct circle to jump into and say that part of the verse.
- For younger children say the verse in parts and let them repeat it and choose where to jump.

2) Hands on

2.1) This is experiment will need to be started a few weeks before! It is definitely worth the effort as it gives a clear visual between being in the light and not.



- Take 2 beans or sunflower seeds and plant them in a clear cup with some cotton wool.
- Wet the cotton wool and keep watering the beans over the next few days.
- Place one cup in the sunlight and the other in a dark cupboard or box (Make extra in case)

Have you ever imagined what it would be like if we lived in complete darkness?
 No streetlights, no stars or moon in the sky no sun to light up the day.
 Wow I think that would be absolutely terrible.

Do any of you know what the first thing God said in the Bible was? **LET THERE BE LIGHT.**
 The exciting thing is that the Bible also says **Jesus is the light.**

Today I have brought along an experiment to show you that things need light to grow like it should.

(Show them two un-grown beans and explain the experiment.)

Look how lovely the one we watered and put it in the sun is growing.

Explain how it is the sun that has helped it make food in the leaves to grow (*some may know about photosynthesis*)

But look at this poor plant. This bean I planted exactly the same. I gave it water but I put it in a dark cupboard. Doesn't it look sad? It hasn't grown at all like it should have.



In the same way plants need light from the sun we need Jesus to live and grow like we should. The Bible says Jesus is the light of the world and when we spend time with Him we will grow into strong Christians that understand the Bible better and do the things God has told us to do.






3) Bible Story + Lesson



The road to Damascus (Acts 9).

This Bible story is told using play dough.

1. Please make sure that you know what you are going to say.
2. The playdough is there to help tell the story and give them a visual of changing (e.g. changing the sword to form the Bible). **Do not** spend ages on making the perfect model. The main focus is still the story!
3. Print and laminate man outline to use as a story board.

	<p>In the Bible we read in Acts about a man who would try and make sure people followed all the laws that God had given His people. This man's name was Saul.</p>
	<p>Saul heard people say that they loved God and also followed a man called Jesus. They claimed that Jesus had risen from the dead and that He was the chosen one that God had promised – The Messiah</p>

 <p>Saul</p>	<p>This seemed all wrong to Saul and completely against what the chief priests were saying. This made Saul very angry. <i>(place eyes, mouth upside down, make angry eyebrows)</i></p>
 <p>Saul</p>	<p>So Saul decided to help get rid of these Jesus followers. He hunted them down and threw them in prison. <i>(lightly place prison bars –so can use man again)</i> And even killed some of them <i>(place knife in his hand)</i></p>
 <p>Saul</p>	<p><i>(remove prisoner to side– LEAVE KNIFE)</i> One day the chief priest sent Saul off to Damascus to hunt these Jesus followers down and he was glad. BUT on the road to Damascus something happened. All of a sudden there was a bright light that burned so brightly that his eyes were blinded <i>(make light & turn eyes upside down)</i> And he heard a voice calling his name.</p>
 <p>Saul</p>	<p>“Saul, Saul why are you hurting me?” “Who are you?” Saul cried. “I am Jesus whom you persecute. Saul go to Damascus and there you will find someone who will tell you what to do next.” Saul was helped to get to Damascus and he prayed to God. In his prayers he saw a vision of a man touching his eyes so he could see again. <i>(add man & hand)</i> Sure enough he was visited by a Jesus follower, a man named Ananias</p>
 <p>Saul</p>	<p>Ananias was shaking with fear when he came in. He knew what Saul had been up to but God had told him that He had chosen Saul to tell others about Jesus. Ananias touched Saul’s eyes just like in Saul’s vision and he could see again! <i>(place hand over eyes then turn eyes the right way again) (change to happy face)</i> Ananias explained that Jesus really had risen from the dead and that he had spoken to him on the road. <i>(put cross and heart next to Saul)</i></p>

	<p>Saul's eyes were truly opened, he now believed in Jesus and no longer wanted to hurt people that followed Jesus but wanted to tell more people about Him! (take sword and remould it into a Bible)</p>
	<p>Saul had a Roman father and so he also had a Latin name Paul. Since he grew up in a strict Pharisee environment, Saul was more accepted. After his conversion he uses Paul as this was more accepted by the Gentiles. What a great example of being willing to change in every aspect to do God's work better. (take the S and remould it into a P)</p>

Wow isn't that amazing. God revealed Himself to Saul in a bright light. He helped Saul to see that what he was doing was wrong. Paul fell in love with Jesus and went on to do many amazing things for Jesus (*which we will see in a few lessons time – Lesson 7*)

Jesus is the light of the world and just like He revealed Himself to Paul and showed Paul his sin, He wants to light up our hearts and fill our hearts with his presence. He wants to show us all the sin in our hearts, so that we ask Him for forgiveness. He then wants to remove this sin. Amazingly He never leaves our hearts. He is always there, loving us, teaching us and making us more like Him.

Would anyone like Jesus to fill their hearts today?

4) Site in the Spotlight

Country Name: France
Capital City: Paris
Church Name: Liberté (Lance and Tanya)
Currency: Euro
Population: 67 120 000
National Animal: Gallic Rooster
National flower: Iris

Flag:



Interesting facts: France shares their border with 8 other countries. The Tour de France is a very popular cycling race. You say Bonjour if you want to say hello in French. The Eiffel tower is a very popular tourist sight in France.

Prayer points: For people to come to know Jesus. For laws to change so that Jesus and the Bible can be taught freely in schools. For churches to grow and for Christians in France to have the boldness and confidence to speak to others about Jesus.

5) Craft

Encourage children to take crafts home and use them to teach the lesson

Option 1: God is the light of the world.



Option 2: Sun dial



Option 3: Decorate a scratch board.



Option 4:


Let them plant their own beans to remind them that God is the light of the world



Lesson Two: JESUS IS MY LIGHTHOUSE

Main focus for the lesson:

- There are storms in our lives that can scare us but when we put our trust in Jesus we have nothing to fear.
- When we search for God we will find Him
- If we follow God He will steer us away from trouble
- We can help others find and trust Jesus too.



1) Memory Verse

- *Psalm 27:1*

The Lord is my light and my salvation, whom shall I fear? The Lord is the strength of my life; of whom shall I be afraid?

Idea to teach the memory verse

Divide into 2 groups and each takes turns to say their part with the following actions. Start by crouching down low, saying the verse in a low whisper. Stand up a little taller and say it a bit louder. Get taller and taller and louder and louder until you are shouting!

The Lord (point up) is my light (big circle with arms) and my salvation, (hug self) whom shall I fear? (arms out and shrug shoulders)

The Lord (point up) is the strength (pull muscles) of my life; (hug self) of whom shall I be afraid? (arms out and shrug shoulders)

2) Hands on

2.1) Stormy seas obstacle course

- Leaders set up an obstacle course for the children. One by one they are blindfolded and have to navigate through the “rocks” to the “safety of the shore” by the voice of the leader or another child.
- You may choose to throw soft sponges soaked in water at the children as they navigate through the seas to add to the fun.

Conclude: What did we learn? Trying to do something blindfolded is difficult. Hearing the voice of the leader made things easier. Whose voice are we listening to?

2.2) Lighthouse Salvation Object lesson

Build a lighthouse using the following colours to teach the children about salvation. (this can be done in the middle of the lesson or as a craft which they can use to teach others)

Yellow: God has always been and doesn't need anything to exist.

Green: God created the world and us.

Black (grey): But when we choose to do the wrong thing this is called sin. Sin separates us from God because sin cannot be in His Holy presence.

Red (covers the grey): But God loves us so much that He gave His son, Jesus, to die on the cross instead of us. Jesus' blood covers our sins.

White: And by believing in Jesus we are forgiven from all our sins.

Blue: He has also filled us with the Holy Spirit to teach us, guide us and help us. Through what Jesus has done we get to live forever and ever with Him in Heaven.

3) Bible Story + Lesson

(Use pictures provided in media pack.)

Let's look at this picture. What can you see?

Here we have a lovely beach on a sunny day. All the people are enjoying the beautiful sunshine and the sandy beach and the little boats are enjoying the calm seas.



At the end of the walkway there is a tall tower. This tower is called a lighthouse. It has a little door so you can go inside and climb all the way to the top. Inside this little room at the top is a very strong light that gets switched on at night. This lighthouse reminds me of Jesus in so many ways.

Can you see how bright it is now? The whole area is being lit up by its powerful light. The light inside the top room turns all the way around making sure that it **can be seen** from all directions.



Do you think it is easy to find the lighthouse? (yes, especially with its bright light.)

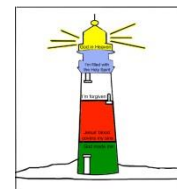
The Bible tells us that when we look for God we will find Him. **Jeremiah 29:13 You will seek me and find me when you seek me with all your heart.**

Where can you see Jesus? (In His amazing creation, in the miracles He does, in the blessings in our lives, in the testimonies of others, in the Bible)

At night the sea is very dark and boats or ships may not be able to see the rocks and might crash into them. The lighthouse **warns** the captains of the ships and boats to be careful and **steers them away from trouble** such as rocks or shallow water. What will happen if the captain ignores the lighthouse? (crash, could die)

The Bible is full of warnings by God telling us how to live. It is God's way of steering us away from trouble or sin. Let's read what happens if we choose to ignore God's warnings

Romans 6:23 says for the wages of sin is death ...



Thankfully there is more to that verse! ...**but the gift of God is eternal life in Jesus our Lord.** Because of what Jesus did when we believe in Him we are saved from our sins! We get to live with Jesus in Heaven forever.

(See hands on: Build a lighthouse using the colours to teach the children about salvation)

Sometimes the sea gets rough and stormy and the ships might battle to steer clear of the rocks and the shore in the rough waves. They must **trust** the lighthouse to show them where the dangers are so that they don't land up at the bottom of the sea! With the help of the lighthouse, ships and boats can navigate to safety through the darkest night and the stormiest seas.



When we go through tough times does it mean Jesus doesn't love us anymore? Does it mean He isn't with us anymore? **NO! JESUS IS ALWAYS LOVES US and JESUS IS ALWAYS WITH US AND GUIDING US!** And just like the captain trusts the lighthouse we need to **TRUST JESUS!**

When we trust Jesus in the tough times we can be sure that everything will turn out ok.









The Bible tells us that sometimes even Christians will face tough times but we have Jesus to help guide us through them. When we look back on those difficult times we can say “My Jesus helped me!” Jesus is like a lighthouse for us! He loves us so much that He wants to help us and guide us through our hard times so that we can land safely back at shore again and not crash into the rocks!

We need to be like Jesus and be a lighthouse for Him.

- We can live in a way that makes it is easy for people to SEE HOW GREAT HE IS.
- We can teach others the salvation message using the colours and help STEER THEM AWAY FROM TROUBLE.
- We can pray for and encourage others to TRUST in Him too.

For the older kids: <https://youtu.be/itiB52mVJ9Y>

First listen to the song and watch the video. Then use the following activity page (found in media pack) and points below to discuss it with them.

<p>MY LIGHTHOUSE</p> <p>In my wrestling and in my doubts In my failures You won't walk out Your great love will lead me through You are the peace in my troubled sea You are the peace in my troubled sea</p> <p>In the silence, You won't let go In the questions, Your truth will hold Your great love will lead me through You are the peace in my troubled sea You are the peace in my troubled sea</p> <p>My lighthouse, my lighthouse Shining in the darkness, I will follow You My lighthouse, my lighthouse I will trust the promise You will carry me safe to shore (oh-oh-oh) Safe to shore (oh-oh-oh-oh) Safe to shore (oh-oh-oh-oh) Safe to shore</p> <p>I won't fear what tomorrow brings With each morning I'll rise and sing My God's love will lead me through You are the peace in my troubled sea You are the peace in my troubled sea Chorus...</p> <p>Fire before us, You're the brightest You will lead us through the storms Fire before us, You're the brightest You will lead us through the storms Fire before us, You're the brightest You will lead us through the storms Fire before us, You're the brightest You will lead us through the storms Fire before us, You're the brightest You will lead us through the storms Chorus...</p>        	<p>Let's discuss this song. The singer uses a few images as symbols in this song. Let's see if we can work out what he means when he says “the storms” and “the darkness” and the “troubled seas”. <i>(Allow the children to come up with their own interpretations: problems in your life, things that make us afraid, when we aren't in control, etc)</i></p> <p>Now what do you think he means when he sings “You will carry me safe to shore”? <i>(Again allow for discussion. Salvation, eternity in heaven, joy and peace in your life.)</i></p> <p>What is the “light” in the “lighthouse” referring to? <i>(The lighthouse is Jesus and the light is the LOVE he has for us. It won't let us down, it won't leave us, His love is so strong that we can trust Him and follow wherever He leads us.)</i></p>
---	---

4) Site in the Spotlight

Country Name: Portugal

Flag:

Capital City: Lisbon

Church Name: A Ponte

Currency: The Euro

Population: 10 310 000

National Animal: The rooster

National flower: Lavender

Interesting facts: Portuguese is the official language of 8

countries other than Portugal. Portuguese people are huge soccer fans who lay claim to the most famous football player of this generation: Cristiano Ronaldo! Surfing is also very popular in Portugal with some of the biggest waves in the world!

See “passport” for prayer requests!

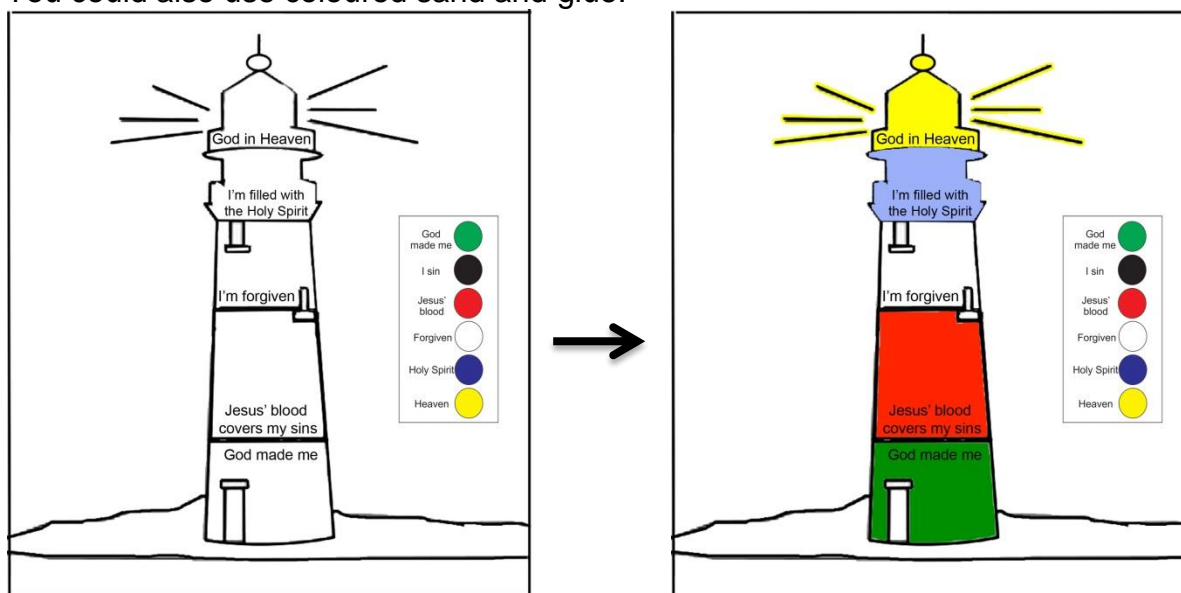


5) Craft


Option 1: Salvation colours Light house.

Colour in the lighthouse using the "Salvation" colours.

You could also use coloured sand and glue.



Option 2: Colouring in page.



Option 3: Plastic cup lighthouses

Use plastic cups to make little lighthouses. Use red tape to make the coloured bands and black squares to make windows.

The LED candles are optional as you could use cotton wool balls painted yellow under the transparent cups rather than the candles



Lesson Three: LET HIS LIGHT SHINE THROUGH ME

Main focus for the lesson:

- By spending time with God we become filled with His light.
- We need to live in a way that shows others that we are God's children: every day and not just on Sundays!



1) Memory Verse

- *Matthew 5:16*

In the same way, let your good deeds shine out for all to see, so that everyone will praise your heavenly Father.

Idea to teach the memory verse

Sing the song "Let your light shine" https://youtu.be/ZDV_3FYwYdo

2) Hands on

Have a table set up outside with all kinds of different lights on it. Eg: A torch, candle, fairy lights, glow stick, bedside lamp, solar jar, night light etc.

You can also include a picture of things that you can't get like the sun, a star, a street light, a traffic light etc.

Add something weird to the table like a smelly sock or a sea shell and see if they can work out which one doesn't belong to the collection. Take it away after it has been identified as not belonging. (ie these are all examples of lights)

Now get the kids to point to one that

- a) needs batteries to work
- b) needs to be charged by the sun
- c) needs to be plugged into a wall socket

Now get the kids to try to memorize all the items on the table. Take one away and see if they can work out which one is missing.

3) Bible Story + Lesson

(IDEA: demonstrate this point as you come dressed in a funny wig/hairstyle and broken false teeth, removing it for the rest of the lesson)

If I told you I had a wonderful hair stylist but my hair was all messy and cut badly would you believe me or ask for my stylist's phone number so you could make an appointment with her?

If I told you about my wonderful dentist but my teeth were all yellow and broken, would you believe me or ask for my dentist's phone number so you could start going there?

No and NO! So when we tell people that we have a wonderful saviour named Jesus but we don't act differently to everyone else, do you think people will believe us or ask us questions about this Jesus? Definitely not! His light (*Holy Spirit*) needs to shine from us

through our attitudes, words and deeds. When people see that we are different and that we have Jesus' values in our lives, they see the power of God in us like an advert for Him.

When we let God shine through us, His light can go into dark places and reach people who are sad or lost or sick. He wants to send His light far and wide through us but only if we are obedient and trust Him. Never be afraid to let Jesus' light shine through you because the light that is inside you has the potential to set the world on fire with the Love of Christ!

Luke 8:16 says this: "No one lights a lamp and then covers it with a bowl or hides it under a bed. A lamp is placed on a stand, where its light can be seen by all who enter the house.

That means that when we make the decision to become Christians, we should not hide this from the world. The way we act on a Sunday at church should not be different to the way we act every other day of the week at school or at sports or at our friends' houses.

Have a solar jar ready:

Let us look at this jar. Some of you may know what they do. It has a little solar panel on the top and a little row of light bulbs. And what's special about it is that it doesn't need to be plugged in or have batteries in it. All it needs is to be left in the sun for a few hours and all the power from the sun gets stored in the panels and then it can be switched on and it shines! In some parts of our country, children use these lights to read or do their homework at night! Pretty cool, hey?



Do you know that we are just like these little jars? And God is like the sun. All we need is to spend time with Jesus praying, singing praise and worship songs or reading His word and we are ready to shine His light out of ourselves in the way we act and speak!

But just like this little jar which eventually starts to fade, we need to keep spending time with God and growing in our relationship with Him in order to keep shining bright and strong for Him.

For the older kids you may continue with the next section. For the younger kids you may decide to continue or not to.

Now what happens when we tell a lie to someone? (Stick a little piece of black paper onto the side of the jar.) What if we gossip about one of our friends? (Another piece of black paper) What if we are rude to one of our parents or disrespect our teachers? (Another piece of paper) Keep on saying different examples of sins and sticking on pieces of paper until there is very little light visible.

Can we still see the light? Do you think we would be able to use this jar to read a book at night now? Unfortunately it's the same with us. If we live our lives in a way that isn't pleasing to God, He cannot use us to shine His light anymore. BUT thankfully, if we ask for God's forgiveness, He takes away all of our ugly behaviour (Peel off all the stickers) and we can be shining His light again in a flash! Did you guys get that? **A FLASH!!**

Ways we can shine God's light:

- 1> Remember that we are to act in a way that pleases God not man
- 2> PRAY, Pray and pray some more
- 3> Speak truth always
- 4> Give God the glory
- 5> Spend time reading the Bible
- 6> Be who God created you to be
- 7> Love others, feel compassion and forgive quickly
- 8> Help someone in need
- 9> Smile, encourage someone or give them a compliment
- 10> Serve at church happily

These are the things that will make others ask what is different about you and then you can tell them about our wonderful Jesus who saves and loves us.

Discussion Questions:

- What do you think it means to "Be an advert for God?"
- Do you act differently at church to when you are at school? Do you think there are things you need to change about your behaviour so you can shine God's light better?

4) Site in the spotlight

Country Name: Lesotho

Capital City: Maseru

Church Name:

Currency: The Basotho Loti and South African Rand

Population: 2 274 121

National Animal: Black Rhino

National flower: Spiral Aloe

Interesting facts: Lesotho is a totally independent country within another country! Our own South Africa! It is still ruled by a king: King Letsi the 3rd. They are well-known for their brightly coloured woollen blankets which are worn over the shoulders to protect the Basotho people from the cold mountain weather. Basotho people still use horses and carts for transport as it is the cheapest and most reliable way of getting around in this mountainous country.

See "*passport*" for prayer requests!

Flag:




5) Craft

Option 1: Decorate this little “solar jar” with glitter and sparkly stickers.



Cut out and add a pipe cleaner to the lid so that it can be hung up.



Option 2: Solar lights on display

Get each child to decorate a solar jar shape (like the one above) and then on the back write one way in which they can let the light of Jesus shine from them. Little ones can tell the teacher what to write. Stick them onto a string and hang them up for display.



Option 3:



Fill these little party favour light bulbs (available from Evermore) with yellow and white sweets, yellow tissue paper or glitter and attach this little card to the top with a piece of ribbon.



Lesson Four: YOUR WORD IS A LAMP UNTO MY FEET

Main focus for the lesson:

- We want children to know that just as a streetlight shows you where to go when you can't see, so God's word, the Bible, leads us and guides us through life.
- As children we need to learn God's word and turn to the Bible when we need help from God. He writes scriptures on our heart so that we can remember them when we need them.

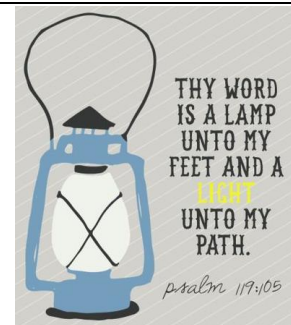
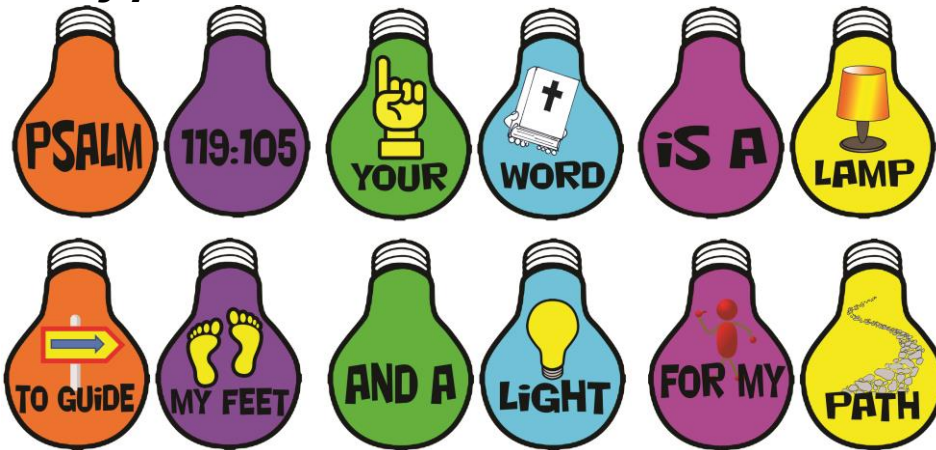


1) Memory Verse

Idea to teach the memory verse

- Psalm 119:105

“Your word is a lamp to guide my feet and a light for my path”



Cut out the bulbs and using some string thread each one up as you say the verse. Then take them off, muddle them up and see if the children can put them in the right order. For younger children have a printout they can use to follow the order. This could also be done as a craft option where the children thread and make their own set for their bedroom.

2) Hands on

One of the leaders comes into the class. He has twigs or leaves in his hair and a big bandage on his foot. (let's call him Patrick)

Let him have his torch in his hand.

Leader	Hello Patrick. Goodness do you know that your hair is full of twigs? And Patrick what happened to your toe, it looks so sore!
Patrick	Hello everyone, hello boys and girls. You won't believe it. I went camping last night. I arrived at 4 o'clock in the afternoon, the sun was shining and I set up my tent. I made a fire and cooked myself some delicious sausages. I even made Smores for dessert. I sat by the fire and watched the sunset. I actually bought some photos to show you.



Doesn't this just look so wonderful?

Leader Wow Patrick that looks like great fun. But why have you got a bandage on your foot. What happened?

Patrick Well the sun had set, and there was no moon in the sky. I thought that maybe there would be some street lights around my tent, like the road at home. But no. It was pitch black. Have any of you ever been outside when it is so dark, even if you put your hand in front of you, you can't see it? I then realized that I had left my torch in my car. I really needed it because I wanted to read my Bible. So I got up in the dark and went in the direction I thought my car was in. I walked, and I walked and I walked into a tree, OUCH. Then I walked some more and I think my toe hit a rock. It was so dark I couldn't see where I was or find my car.

Leader Oh no! So what happened next?

Patrick Well luckily I saw a light in the distance and there was a family camping nearby and the man lent me torch so that I could find my car and my torch. I feel so silly because my car was just behind my tent. I must have just gone in the wrong direction.

But it made me realize how important light is. It is light that show us where we are going when it is dark. Once I had my torch it was easy for me to find my way and with the light shining I was able to keep to the right path.

Leader Patrick I am so glad that you found your torch and that it helped you find your way. This story reminds me that in Bible it says "God's word is a guide to our feet and a light to our path". If we follow God's word He will lead us and He will show us what is right.

Can you all say that verse with me again?

3) Bible Story + Lesson

Please make sure that you read from an actual Bible.

Cut and paste the bulbs found in the media pack so that the question (unlit bulb) is on the front and the answer (lit bulb) is on the back.

Find the verse with the children in the Bible and read it. Then turn the light bulb around to show them that the light bulb is on because God has given us the answer in the Bible)



Say: Have you ever had a question about something and felt like you were in the dark with the answer?

Do you guys know that God's Word, the Bible has an answer for everything! If we look in the Bible no matter what we are facing. God can guide us and he can show us what we need to do.

Let's look at some of these questions:

Question: What do I do when I am feeling worried?
Answer: *Philippians 4:6* "Don't worry about anything, INSTEAD, pray about everything. Tell God what you need, and thank him for what he has done. Then you will experience God's peace, which exceeds anything we can understand".



Question: What do I do when I am feeling sick?
Answer: *James 5:14* Are any of you sick? You should call the elders of the church to come and pray over you.



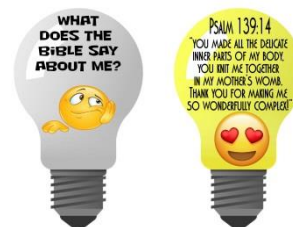
Question: Should I praise Jesus?
Answer: *Psalms 150* "Praise the Lord! Praise him in his sanctuary, praise him in his mighty heaven!...Let everything that has breath, PRAISE the LORD".



Question: What should I do when I am fighting with a friend?
Answer: *1 John 4:7* "Continue to love one another.."



Question: What does the Bible say about me?
Answer: *Psalms 139:14* you made all the delicate inner parts of my body, you knit me together in my mother's womb. Thank you for making me so wonderfully complex!



Question: What do I do when I need food or clothes?
Answer: *Matthew 6:25* That is why I tell you not to worry about everyday life- whether you have enough food or drink or enough clothes to wear... look at the birds. They don't plant or harvest or store food in barns, for your heavenly Father feeds them -and aren't you far more valuable than they are?



Question: What do I do when I have to go back to school and I don't want to?
Answer: *Deuteronomy 31:6* "Be Strong and courageous. Do not fear or be in dread of them, for it is the Lord that goes with you. He will not leave you or forsake you".



4) Site in the Spotlight

Country Name: England
Capital City: London
Church Name: City Lights (Phil and Sam)
Currency: British Pound (sterling)
Population: 54 790 000
National Animal: Lion
National flower: Tudor Rose
Interesting facts:

Flag:



Football, Rugby and cricket are very popular sports in England. England has a Royal Family which is run by the Queen. Big Ben clock and tower of London are very popular buildings. Before incandescent lamps, candle lighting was employed in cities. The earliest lamps required that a lamplighter tour the town at dusk, lighting each of the lamps. According to some sources, illumination was ordered in London in 1417 by Sir Henry Barton.

See **“passport” for prayer requests!**

5) Craft


Option 1: Make a torch with the children



Option 2: Bible verse attached to a candle



Option 3: Maze



Option 4: Lightbulbs


Let them make their own set of question and answer light bulbs, either using ones from the lesson or making up their own.



Lesson Five: BE PREPARED

Main focus for the lesson:

- Jesus will one day return but we do not know when.
- The parable of the 10 bridesmaids teaches us that we need to be prepared for when Jesus returns.



1) Memory Verse

- Matthew 24:44

Be ready, for the Son of Man will come when you don't expect Him.

Idea to teach the memory verse

Option 1:

Set out square felt mats or something that won't slip onto the floor. As they walk around the mats the leader calls be ready and the children reply the rest of the verse. At a trumpet sound the children all race to stand on their mat.

Option 2:

Write each word of the verse onto a board and lay them out in the order of the verse.

As you play the music the children walk around the outside of the verse.

When the music stops they each race to stand on a board.

Each then say the word they are standing on (in the correct order)

Each round one of the boards is turned over and whoever stands on it has to remember what it says.

Set up as many rows of the verse as needed for all the children to participate in groups at the same time.

2) Hands on

2.1) YouTube: The Exam Mr Bean Official <https://www.youtube.com/watch?v=9LhLjpsstPY>

Do you think it is important to be prepared? Have you ever been caught unprepared? What happened? Let's see what Mr Bean did when he was caught unprepared for an Exam.

2.2) Skit: Be prepared!

Two leaders enter super excited about their camping trip and decide that they better go and pack. Have each leader take turns to tell the children what they are packing ...

Leader 1 Phew it's almost time for us to go camping I'd better get prepared and start packing. Let me see what their LIST says to pack:

- some clothes
- and a torch with batteries
- oo they say it might rain so wear a rain coat
- and bring an umbrella.

Great I'm prepared and ready to go!

Leader 2 Phew it's almost time for us to go camping I really should get ready and prepared. They gave me this list so I would know what to pack... ag but Im sure there will be plenty of time... *(leader gets distracted and starts playing on phone)*

LET'S GO EVERYONE! IT'S TIME FOR OUR CAMPING TRIP!


Oh NO I'm not prepared! Where's that list! It says it might rain – oh I'm sure I'll be fine. Ag who needs a list anyway *(scrumple and throw away)*

	The two leaders pretend to be at the camp. It starts to get dark and they hear thunder. Get some of the kids to help. Some can make the sound of the thunder by waving big sheets of cardboard. Others can pretend to be trees.
Leader 1	Is that thunder I hear? I had better get my rain coat on and my umbrella out!
Leader 2	Oh no, I'm not prepared for rain!
Leader 3	<i>(Comes out with a bucket of water with a big rain cloud stuck to it and asks the children teasingly while nodding)</i> Children, do you think it is going to rain?
Leader 2	Are you SURE it's going to rain!?!?
	<i>(if you are unable to do this outside have the leaders stand in a basin and tip the "rain" over them)</i>
Leader 1	I am sure glad I was prepared! Oh dear look at you leader 2.
Leader 2	<i>(Drenched)</i> I sure wish I had of been more prepared!

3) Bible Story + Lesson: Parable of the 10 bridesmaids

The Parable can be taught making this magic window:

<https://www.youtube.com/watch?v=2QVX2hb5CMY> (how to make a magic window)



*Start by making a loud trumpet sound that gives the children an unexpected fright!
E.g. Pretend to dig in your bag for something and press the button of an air horn or have someone sneak behind them and blow a vuvuzela. For younger children a small blow will suffice.*

Say: Oh sorry, were you not expecting that? Did I give you a fright? Well now that I have your attention let me ask you this...did you know that Jesus will one day return?

What did Jesus do the first time He was here? *(He died for our sins and came alive again so we can have eternal life)*

Right now He is alive in Heaven but the Bible says one day, no one knows when, Jesus will come back. This time it will be to judge the world to see who will go to the Kingdom of Heaven. Let's read 1 Thessalonians 4:16 to see how He will come back.

¹⁶ *For the Lord Himself will come down from heaven with a **commanding shout**, with the voice of the archangel, and with the **trumpet call** of God.*

When Jesus returns there will be a large trumpet sound and a shout!

I am going to make my trumpet sound again, but this time I am going to warn you that it is going to be even louder than before! What are you going to do? I see some of you have moved back and most of you have your hands over your ears. Are you ready? *(blow trumpet)* Just like you got ready and prepared, Jesus wants us to be ready and prepared for when He returns!

One day Jesus was with His disciples on the Mount of Olives He told them a parable. A parable is a story used to teach us an important lesson so listen carefully and see if you can work out the lesson Jesus was trying to teach us.

Before I tell you this parable you need to know a little more about weddings during this time as it wasn't the same as it is today. Back then the bridegroom used to walk to where the wedding feast or party was going to be and he would be followed by lots of friends and family. It would be late

at night and so each person would carry their own oil lamp. It was assumed if you didn't have a lamp you were either not invited or maybe even a robber. The bridesmaid's job would be to wait for the groom and walk with him there.



The parable tells us that 10 bridesmaids were waiting to meet the bridegroom. They all brought their oil lamps just like these ones. Do you think that was a good idea?

5 of these bridesmaids brought extra oil for their lamps and 5 of them didn't take enough. Jesus said 5 of them were wise and 5 of them were foolish. Which do you think we were wise/foolish?



The bridegroom was delayed and eventually all the bridesmaids fell asleep when all of sudden at midnight there was a shout ... THE BRIDEGROOM IS COMING! COME OUT AND MEET HIM! (*kids can repeat this after you*)

All the bridesmaids got up and started to get their lamps ready. The 5 foolish bridesmaids realised that they had run out of oil and so their lamps didn't work! (*pull out magic window to show lamps not working*)



The 5 wise bridesmaids filled up their lamps with the extra oil and were ready to meet the groom. (*pull out magic window to show lamps lit up*)

The foolish ask for some oil but there wasn't enough for them all. They would have to go to the shop to buy some more.

But while they were gone to buy oil, the bridegroom came. Then those who were ready went in with him to the marriage feast, and the door was locked. ¹¹ Later, when the other five bridesmaids returned, they stood outside, calling, 'Lord! Lord! Open the door for us!'

¹² "But he called back, 'Believe me, I don't know you!'

By telling this parable Jesus was telling us that just like the groom Jesus will come one day and we must be like the wise bridesmaids and be ready!

How do we prepare for the day Jesus returns?

Believe!!! The Bible tells us anyone that BELIEVES in Jesus will go to Heaven. You can't just say you believe you have to actually believe! If you believe in Jesus than you believe everything He says and everything about Him.

If we truly believe in Him then we will have O-I-L...We will OBEY , IMITATE and LOVE

OBEY GOD's WORD: *Read James 1:22-25 But don't just listen to God's word. You must do what it says. Otherwise, you are only fooling yourselves.*

IMITATE JESUS: *Read 1 Peter 2:21-25 ²¹ For God called you to do good, even if it means suffering, just as Christ suffered for you. He is your example, and you must follow in His steps.*

LOVE: *Read Matthew 22:37-39 ³⁷ Jesus replied, "You must love the LORD your God with all your heart, all your soul, and all your mind" ³⁸ This is the first and greatest commandment. ³⁹ A second is equally important: 'Love your neighbour as yourself.*

Discuss with the children of ways they can be prepared, some ideas could be telling other what God has done, learning the Bible, serving others, paying tithes, praying, fulfilling Church callings, etc.)

When you are trying your very best to:

Obey God and every word He has said

Imitate Jesus and live the way He did

Love God and love others

your oil lamps will be ready to shine bright!

How do we help others prepare for the day Jesus will return?

We cannot force anyone to believe in Jesus! But we can introduce them to Him by telling them about Him and what He has done for us and for them personally. (let children think of ideas how they can help others get ready e.g. pray, invite, teach, show)

4) Site in the spotlight

Country Name: New Zealand

Flag:



Capital City: Wellington

Church Name: None YET!

Currency: New Zealand dollar

Population: 4 749 598

National Animal: Kiwi

National flower: It does not have one

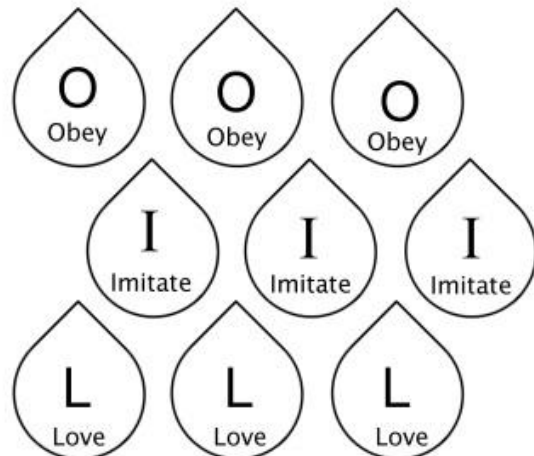
Interesting facts: It is made up of North Island, South Island and 600 smaller islands. Their national anthem is called "God defend New Zealand". New Zealand people are often called "kiwi's" which is a bird that can't fly that lives there – but it is not their national bird

See "passport" for prayer requests!

5) Craft

Option 1:

Children cut out the oil drops and string them together as oil. For each drop they can name a ways they can get prepared. E.G Obey God by listening to my parents; Imitate Jesus by spending time praying; Love by forgiving someone



Option 2: Paper plate oil lamp



Cut the paper plate like this and fold to form an oil lamp. Use the oil lamps from the option before.



Option 3: Clay Oil lamp

what you need: bake clay; olive oil or vegetable oil ; wick

method:



1. Form the clay into the shape of an old Jewish oil lamp with a whole at the top to add oil and a small whole for the wick.

2. Decorate using a toothpick and bake according to packet instructions.

3. When cool add a small amount of olive oil to the lamps reservoir. Place a wick into the spout making sure most of it is in the oil with just a small part sticking out of the spout. Let the wick soak for a few minutes, then light.

4. As they make their lamps discuss what will fill our

own spiritual lamps with oil



Clay is very expensive so an alternative is to make candle stick holders using salt dough.

Instructions:

1. In a large bowl mix $\frac{1}{2}$ cup **salt** and 1 cup flour together.
2. Gradually stir in more or less $\frac{1}{2}$ cup of water. Mix well until it forms a doughy consistency.
3. Turn the **dough** onto the bench and knead with your hands until smooth and combined.
4. Make your creations using the **salt dough**.
5. At home the children can bake their **salt dough** creations the oven at 180C.

Lesson Six: JUST BELIEVE

Main focus for the lesson:

Belief versus Unbelief

- Belief says: I've seen and I believe no matter what anyone says (like having perfect vision)
- Unbelief says: even though I've seen, I still have doubts (like being blind)



1) Memory Verse

- **John 12:46**




I have come into the world as a light, so that no one who believes in me should stay in darkness.

Idea to teach the memory verse

Add "Jesus said" to the beginning of the verse so that the kids understand that Jesus said the words they are saying.

Divide the children up into three groups.

Give each group one of the picture cards below:

 <p>Group 1</p>	 <p>Group 2</p>	 <p>Group 3</p>
---	---	--

Let each group practice their part using the verse and pictures. Then try using only the pictures.

Group 1: Jesus said "I have come into the world as a light

Group 2: so that no one who believes in me

Group 3: should stay in darkness".

Lastly let them all stand together and say the verse group by group. (Assist where needed)

You may now swap the picture cards so that each group practices a different part of the verse. Again let them stand up and say their part of the verse in the right order.

Now swap the picture cards one more time and practice the part of the verse. For the last time say the verse as a whole group.

2) Hands on

Remember to practice and have the props that you need:

a teddy, a tiara/crown, a banana (all in a bag) and a headlamp.

Leader 1	Hi everyone! Today we are going to play a game! I am going to describe something to you and you are going to see if you can name it! And (leader 2's name) is going to find it in my bag.
Leader 2	This sounds fun! Let's go!
Leader 1	Okay, first clue: this object is soft and cuddly and I need it when I go to bed...
Leader 2	(kids shout out answers) I found it, it's your teddy!
Leader 1	Yes! Great, we are onto a good start. Next clue: It is a very healthy snack, it is a curvy shape and usually yellow...
Leader 2	(kids shout out answers) I found it, it's a banana!
Leader 1	Whoo-hoo! This is so much fun! Next: I wear it on my head when I'm playing princess dress-up and it is sparkly...
Leader 2	(kids shout out answers) I found it, it's your crown/tiara!
Leader 1	Well done! Okay the last one is this: it lights up when you push a switch and with it you can see in the dark...
Leader 2	(kids shout out answers "Torch! Torch!") Uuuuhhh, all I found was this but it's not a torch (pull out a head lamp or different looking torch)
Leader 1	But (leader 1) it's still a torch, in fact it is a very powerful torch that you can take anywhere with you and it's rechargeable. It's a great torch!
Leader 2	No, no, no! It isn't what I had in my mind. I don't even want to believe that that is a torch. It's not a torch and I won't believe you!
Leader 1	Let's ask these clever children what they think? Do you believe that this is a torch?
Leader 2	(mumbling to himself about not believing)
Leader 1	So children, do you all believe that this is a torch? (switch it on and off a few times) Even though it is slightly different to what (leader 2) was imagining it is still a torch. How can I get (Leader 2) to believe? (demonstrate the following with the leader still not believing every time) Should I shake him until he believes? What if I shout at him really loudly maybe then he will change his mind and believe? I know what if I tell him how stupid he is and call him names, I sure then he will believe. (eventually give up and hand the headlamp to leader 2)
Leader 2	Leader 2 looks at the headlamp and turns it on and off. Wait a minute this is a torch!! I believe!

Conclude: Some people don't believe Jesus is God's son who was sent to save us from our sins. To us that do believe it seems so obvious and we may want to shake them, shout at them or tell them they're stupid but do you think these things will change their minds? The only way we can help people believe is to let them experience Jesus for themselves. We introduce them to Jesus by telling them all the things the Bible says about Him and what He has done for us. We pray for them and invite them to church. But only when they get to experience Jesus and what He has done will they truly believe.

3) Bible Story + Lesson

Let the children watch the cute rendition of the story:

<https://youtu.be/X4qZ2KSbdxI> "Jesus heals the man born blind"

Ask and discuss the following questions after:

- What kind of miracles did Jesus do while He was here on Earth? (*Heal the sick, raise the dead, multiply food, water to wine etc.*)
- Whose fault was it that the man was born blind? (*No one was to blame but Jesus was going to show how great God was by healing him.*)
- How did Jesus heal the man? (*He spat in some mud and rubbed it into the man's eyes and told him to wash it out in a river.*)
- Do you think all blind people can be healed in this way? (*No, only Jesus could do something like this but we can pray for people to be healed.*)
- Do you think all the people who saw this miracle were amazed and praised God?



DID THE PHARISEES BELIEVE?



When the Pharisees hear about it, they question the man over and over about how it happened. They even bring in his parents and question them! Were you really blind? Is this really your son? (*People often ask questions after a miracle even today. But was he really sick? Is it even the same person? Many do not see how great God is AND JUST BELIEVE!*)

Some of the people and Pharisees **BELIEVED** and said: "Yes, this must be the work of a man of God, a sinner could not have healed a blind man."

But others cannot bring themselves to believe. No, they say, he is a sinner because he did this "work" on the Sabbath! And that is against our rules! (*Sometimes we will only believe in Jesus when He does things our way! Note: Sabbath is a day to rest in God and to do His work but people made it a rule to not do anything!*)

DID HIS PARENTS BELIEVE?



Even the parents of the blind man were so fearful of the Pharisees that they kind of half admitted it but not fully.

(*We can be like that too. Half believing in a miracle but being too fearful of what others might think of us to fully give God glory for it.*)

But here is the beautiful part. The now-healed man doesn't get into a big argument with the Pharisees about it, he simply states the truth and allows everyone else to make up their own minds about it. At one point he gets a bit cheeky because they keep asking him what happened, like he was going to change his story that he says "Do you ask me over and over because you want to become a disciple of the man who healed me?" Well this sets the Pharisees into a rage! And they throw him out of the synagogue!

DID THE HEALED MAN BELIEVE?



But do you think Jesus left him on his own? No, Jesus comes to him at that time.

He asks the man "*Do you believe in the son of man?*" And the healed man says "*show Him to me.*"

And Jesus says "You are looking right at Him, I am that man, don't you recognize me?"

And the healed man says "**Lord, I believe.**"

The healed man recognized Jesus as who He is!

If we are to help people believe we have to help them recognize Jesus. We must help them see Jesus as what the Bible says about Him and not the things we've made up about Him. We help them believe by being brave to tell others about everything Jesus has done! We help them believe when WE BELIEVE!

Jesus goes on to declare that He IS THE LIGHT OF THE WORLD and that He has come into the world to make everything clear. He will expose truth and lies for what they are. That those who have never "seen", will "see" (*those who never believed will believe*) and those people who make a big show of being followers of religion will be exposed as liars. Just like when you switch on a light in a room, everything is clear to you. You can see exactly what everything in the room is.

BUT uh-oh! The Pharisees overheard what he was telling the man (I think Jesus knew they were listening!)



They were so cross! "WHAT? Are you calling us blind?" they said. That would be such an insult for these so-called wise men that are supposed to guide and teach the people. And Jesus is so calm in His answer, he says "If you were really blind (*in other words, if you actually, physically could not see the miracles for yourself*) then no one would blame you for your unbelief but your eyes can see just fine and you actually claim to be such spiritual wise men and yet you still don't believe! So you are going to be held responsible for

this terrible unbelief!"



Jesus's timing is just AMAZING! You see the Festival of Lights was just coming to an end when Jesus entered Jerusalem at that time. This is when they lit up these massive lamps (75feet high) so that the whole city was lit up and can be seen from miles around. And the symbolism of this **light** represented the **Glory of God** which lead them out of the desert and into the Promised Land and who will one day send them the Messiah (the savior).

So when Jesus said: "I AM THE LIGHT OF THE WORLD" He was essentially telling them, "You are all lighting up Jerusalem to look forward and celebrate the future coming of the Messiah yet I am here! I am the light...not only of Jerusalem but of the whole world! Follow me and you will never walk in darkness."

Can you imagine how frustrating it would have been for Jesus? It is just like when (leader 2) would not believe it was a torch! It was so obvious yet they would not believe.

Some people you tell about Jesus will believe!

Other people will not! Just keep showing them how great Jesus is. Jesus will do the rest!

But the important thing is **DO YOU BELIEVE?**

4) Site in the spotlight

Country Name: Columbia

Flag:

Capital City: Bogotá

Church Name:

Currency: Columbian Peso

Population: 49 070 000

National Animal: The Andean Condor

National flower: Orchid

Interesting facts: Colombia is well-known for its very good coffee. And it is normal for children to drink coffee.


People in Colombia speak mostly Spanish. The singer Shakira is Colombian. Elderly people are highly respected in Colombia. 1/3 of the country is covered in rainforest with the largest number of animal species that are not found anywhere else in the world, like pink dolphins.

See "passport" for prayer requests!

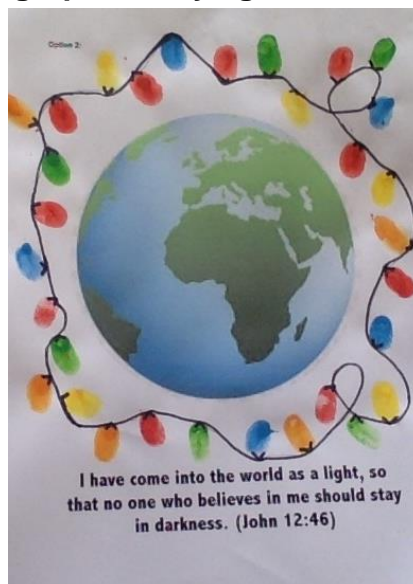


5) Craft

Option 1: Colouring in page




Option 2: Fingerprint fairy lights around the world craft.



Use the picture of the world provided. Let the children stamp their fingerprints all around the world. Join them up using a black koki to make them look like a string of fairy lights.

Option 3: Colour in the name of Jesus by numbers.

The only difference is that every number from 1-4 is black or grey and only 5 is yellow. So that Jesus is the light in the darkness.



Lesson Seven: FIX YOUR EYES ON JESUS

Main focus for the lesson:

- All of us have problems in our life.
- When we focus on Jesus the problems around us don't seem like such big problems.
- Jesus is with us even when we are going through difficult things and instead of fear and worry God puts peace in our hearts.

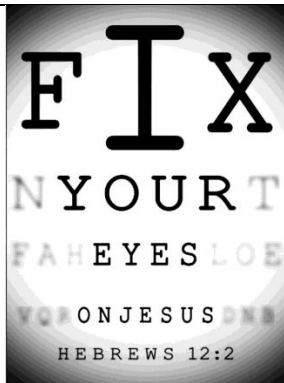


1) Memory Verse

- **Hebrews 12:2**

*Let us run with endurance the race God has set before us. ² We do this by **keeping our eyes on Jesus**, the champion who initiates and perfects our faith.*

Idea to teach the memory verse



- Have the poster up on a far wall. As each child arrives see how far they can stand and be able to read it.

- Have the full verse also written up somewhere. Children play staring competitions and the first person to blink has to run read the verse and come back. The winner then challenges the next person to see who how many people they can beat.

- Play the following songs and let the children come up with their own actions.

<https://www.youtube.com/watch?v=C0jpHtsSEQo> Turn Your Eyes Upon Jesus by Hillsong Australia (With Lyrics) in HD

<https://www.youtube.com/watch?v=iXGuWHb56INk> King and Country-Fix my Eyes (lyric video)

2) Hands on

2.1) Today I want to tell you about my favourite sport. I am going to show you some pictures. See if you can work it out.



How many of you have played cricket before? It can be such great fun to play cricket. Who can tell me their favourite cricket player?

My favourite part of playing cricket is batting. I love hitting the ball. Does anyone know what the secret of hitting a good shot?

That's right. **Keep your eye on the ball.** The first time you try hit the ball, you might be focused on the bat, you might get distracted by a fielder. But when you focus on the ball you are most likely able to hit it and I'm sure you could get a 6. (*demonstrate by having someone pretend to throw the ball hard and you're looking the other way*)

Hebrews 12:2 tells us that we also need to keep our eyes on something. No not a cricket ball. We need to keep our eyes fixed on Jesus. When we do this He is able to lead us and guide us. When the batsman is really focused on the ball he doesn't get distracted by the things around him. He might be thirsty, he might have a cramp, there could be a flock of birds on the field, one of the opposite team could even be chirping him, but that batsman keeps his eye on the ball, because he knows that he needs those runs. When we go through tough times. We need to keep our eyes fixed on Jesus. .

3) Bible Story + Lesson



Try do this story outside or in a hall where you have a lot of space, where you are able to stick the Bible verse poster at the far end.

*Take the children on a journey of Paul's life and explore some of the hardships that Paul experienced. Either use the pictures from the media pack or try and get real items to show Paul's journey. After each hardship say "Paul didn't get distracted by _____" and the kids all reply "**HE KEPT HIS EYES ON JESUS**"*

Who remembers a few weeks ago we learned about a man in the Bible who met God on the road to Damascus and he turned from being a wicked man to loving God and following him. Do any of you know who this man is? (*Yes Paul.*)

Paul born to Jewish parents in Tarsus (Turkey) but it is only once he is about 30 years old that he came to know Jesus. Remember that was on the road to Damascus when Jesus appeared to him. From that day Paul changed from hating and killing Christians, to loving God and loving others. It was from then on that he decided he needed to keep his eyes on Jesus.




Today we are going to go on an adventure and we are going to experience the life of Paul. Corinthians 11:16-33 Paul tells us about all the difficult things Paul had to face, just because he loved Jesus, told people about Jesus and did things that Jesus wanted Him to do. Let's see if he kept his eyes on Jesus.



Paul was put in prison but **Paul didn't get distracted by prison bars... "HE KEPT HIS EYES ON JESUS"**. He even sang praises to Jesus from inside the jail AND the one time a big earthquake came and broke all the prisoner's chains and opened up all the doors and can you believe it Paul didn't run away! He stayed and taught the prison guard about Jesus!



Paul was also whipped! Can you imagine someone hitting you with this whip? Not once, not twice not even three times. Can you guess how many times they would whip him in a go? 39 whips!! And the only reason they stopped was because they thought any more could kill him. But **Paul didn't get distracted by a whip ... "HE KEPT HIS EYES ON JESUS"**. In fact he was whipped on 5 different occasions (each 39 whips) but didn't let that stop him from telling others about Jesus.



Paul was also on three different occasions beaten with a rod. My goodness imagine how sore that must have been. But **Paul didn't get distracted by a rod ... "HE KEPT HIS EYES ON JESUS"** and he kept on his journey telling people about Jesus.

One time Paul was even stoned! Do you think that would stop you from telling others about Jesus? (*let them feel how hard a stone is*) But **Paul didn't get distracted by stones... "HE KEPT HIS EYES ON JESUS"**.



Paul kept on travelling everywhere he could to tell people about how great Jesus is and how they must follow Him. It meant that he often had to travel long distances. Three times he was shipwrecked but **Paul didn't get distracted by being shipwrecked... "HE KEPT HIS EYES ON JESUS"**.

And one time Paul spent the whole day and night floating out at sea. But he **didn't get distracted by bobbing around in the water... "HE KEPT HIS EYES ON JESUS"**.



Paul also faced danger from robbers; from Jews and from gentiles. But he **didn't** get distracted from people trying to stop him... **"HE KEPT HIS EYES ON JESUS"**.



Paul was often hungry and thirsty, he shivered in the cold because he did not have enough warm clothing, But he **didn't** get distracted by things... **"HE KEPT HIS EYES ON JESUS"**.



I'm thirsty



Paul was even bitten by a poisonous snake! But not even a snake could distract him ... **"HE KEPT HIS EYES ON JESUS"**.

Because Paul kept his eyes on Jesus he was able to go on 3 mission trips over his life and visits 7 churches in Asia. From those churches other people learnt about Jesus and it is probably from these early churches that we eventually have found out about Jesus. During all these hard trials Paul faced, he wrote most of the New Testament books (some from prison, some while all alone on an island and others while he was on house arrest.)



Have any of you ever had problems or trials in your life? I'm sure that we all do, exams, fighting with a friend, family who is struggling with money for food, a brother or sister who doesn't know Jesus. These things can be really hard. But we can be encouraged by Paul's life. We need to learn to fix our eyes on Jesus. And when we do the things of this world grow strangely dim. We need to be rooted in Him. We need to know that nothing can separate us from Him. Jesus wants us to pray and give Him all our problems. When we keep our eyes on Jesus the things of this world will grow strangely dim.

4) Site in the Spotlight

Country Name: United States of America
Capital City: Washington D.C
Church Name: Firebrand (Alan & Meg)
Currency: US Dollar
Population: 325 700 000
National Animal: Bald Eagle
National flower: Rose

Flag:



Interesting facts: the hamburger is a delicious American food. The Americans love watching and supporting Baseball, basketball and American football.


See "passport" for prayer requests!

5) Craft

Option 1: Let children write down their problems & put them into the decorated jar.



Option 3: Make glasses out of paper or pipe cleaners to remind the children to keep their eyes on Jesus.



Option 3: Prayer Journals

Children can write down the problems that they are facing and be mindful of praying to God for help.

Date: ___/___/___

Today I'm grateful For:

People To Pray For:

Self Improvement:

Answers to Prayer/Hand of God in my life today:

SHORT-TERM REQUESTS:

LONG-TERM REQUESTS:

Lesson Eight: CELEBRATE JESUS!

Main focus for the lesson:

- Being a Christian does not mean being boring!
- We have so much to celebrate and look forward to! God is amazing and He has done so much for us!



1) Memory Verse

- *Psalm 19:1*

The heavens are telling of the greatness of God and the great open spaces above show the work of His hands.

Idea to teach the memory verse

Do the following actions while saying the verse.

The heavens: Start with your hands by your chest and throw them out like an explosion

Are telling of the greatness of God: Put your hands next to your mouth like you are saying something

And the great open spaces above: Place your arms outstretched, hands together on your left and then make a wide arch with your right hand to the other side

Show the work of his hands: Bring your hands back together and cup them in front of you. (like "He's got the whole world in His hands" action)

Play the Song: God of the Universe by Vota <https://www.youtube.com/watch?v=drJXVMem1Gk>

2) Hands on

Two leaders perform this skit. Prepare in advance. Puppets would also work well.

LEADER 1: Oh my goodness! It's my birthday in 5 weeks time and I've already started planning the party!

LEADER 2: (*Looking astonished*) Seriously? That's more than a month away? What are you planning?

LEADER 1: Well I want a cake, of course and sweets and ice cream and hot dogs and water balloons and a chocolate fountain.

LEADER 2: Okay, that doesn't sound too complicated. I'm sure you don't need five weeks to arrange that...

LEADER 1: (*Holds up his hand*) I'm not finished!

LEADER 2: Oh ok, sorry, carry on.

LEADER 1: I also want a jumping castle, a slip and slide, a clown who makes balloon animals, a petting zoo with pony rides, Beyonce, fireworks AND A TIGER!

LEADER 2: Ummmm... Wow, that sounds like a lot of stuff for a party. I think you might want to rethink the petting zoo AND the tiger. They might not go well together. And Beyonce?

LEADER 1: It's what I want and it's my birthday and I want to celebrate! (*Does a little boogie dance*) And I want everyone to remember it for EVER!

LEADER 2: You do realise that it's just a birthday party and not the opening ceremony of

the Soccer World Cup.

LEADER 1: (Busily making notes)

LEADER 2: You know you really don't need all those things to celebrate. And you don't even need to wait five weeks to celebrate.

LEADER 1: (looks up) What do you mean?

LEADER 2: I mean that God gave us plenty to celebrate EVERY SINGLE DAY! He gave us life, He gave us His son, He gave us eternity in Heaven, and He gave us gifts that we can share with people every day too; like prayer and kindness.

LEADER 1: Wow! I really never thought of that. I suppose I am being a bit ridiculous. Let me quickly send Beyonce a text telling her not to come. (Takes out phone and starts typing)

LEADER 2: And the rest of the stuff?

LEADER 1: Ya, I guess it's a bit much. I'll cancel some of the other stuff too... EXCEPT the tiger! THE TIGER STAYS!

LEADER 2: Hmmmmm I'm not sure you'll have many guests left at the end of your party! And... I think I'm busy on that day!

3) Bible Story + Lesson

Have you ever seen the opening ceremony of a sports event like the Olympic games or the Soccer World Cup? It's quite a celebration, isn't it? Loud music, dancing and even fireworks light up the sky.

I want to show you some pictures. *(show the pictures from the media pack of the sky or of course you may choose your own!)*

These are actual photos taken of the sky in different places in the world. God made this! He placed these stars in the sky just so we could look up at night and marvel at His awesome creativity!



And what about these clouds? A painting done by the world's best artist could never be this big and the colours so bold!

And this is called Aurora Borealis and it is an actual thing that happens in the sky at the north and south pole. These colours move and flicker like rainbows and people from all over the world go to see them. No fireworks display that we could put on could ever compare to this!

(Now show the cherry blossom pictures)



These are pictures of the cherry blossoms that bloom in Japan. People travel from far away to take photos in these gardens. It is God who created these beautiful flowers and it is God who timed their blossoms to burst with colour and perfume at the right season.



There are so many examples I could show you of God's creation celebrating His majesty! A baby bird hatching from his egg and immediately starting to sing; a tiny snowflake forming a beautiful and unique pattern; a mother elephant lovingly tending to her baby; and of course, the birth of every single one of you sitting here is a beautiful miracle! What a celebration!

Can you think of all the celebrations we have as Christians? All the times throughout the year that we honour something that Jesus has done for us?

- ✓ Christmas: we celebrate the birth of our saviour!
- ✓ Easter: we celebrate the amazing sacrifice that Jesus died for us on the cross.
- ✓ Our own birthdays: of course we celebrate the day that God gave us life here on earth.
- ✓ Ascension Day: the day that Christ rose into heaven to be with God.
- ✓ Pentecost: the day the Holy Spirit came down onto the church.
- ✓ Even a wedding between two Christian people is a big celebration because they are honouring each other and honouring God!

So you might have heard of some of these celebrations more than others, especially Easter and Christmas but celebrating all of these great events is what makes us Christians!

What kinds of things do we do during these celebrations?

- ✓ We eat special yummy food
- ✓ We might put up lights and other decorations
- ✓ We might give gifts
- ✓ We spend time together with our families and friends
- ✓ We might sing special celebratory songs and dance

We have so much to celebrate as Christians! Psalm 118:24 says

This is the day the Lord has made.

We will rejoice and be glad in it!

This means we must celebrate what Jesus has done for us every single day and not just on special occasions!

In John 10:10 Jesus says *“I have come that they may have life, and have it to the full”*

Jesus is saying that He wants us to enjoy and celebrate all the wonderful things He has done for us and the full lives he has planned for us. He wants us to enjoy living our lives in the company of fellow Christians! AND we live with the hope of what Christ did for us on the cross! We have the assurance that we will spend eternity with our Lord, in the most wonderful place we could ever imagine, HEAVEN! Now, does that sound boring to you?

Discussion questions:

- How can I celebrate what Jesus has done for me every day?
- What could we say to our friends who say being a Christian is boring?

4) Site in the spotlight

Country Name: Singapore

Capital City: Singapore City

Church Name: Church of Joy

Currency: Singapore Dollar

Population: 5 612 000

National Animal: Lion


National flower: Orchid

Interesting facts: Singapore is a city, state and country!

63 islands are included in the nation of Singapore. It is in the top 20 of the world's smallest countries. Singapore is a super clean country, you get fined heavily for littering or spitting on the streets and chewing gum is against the law!

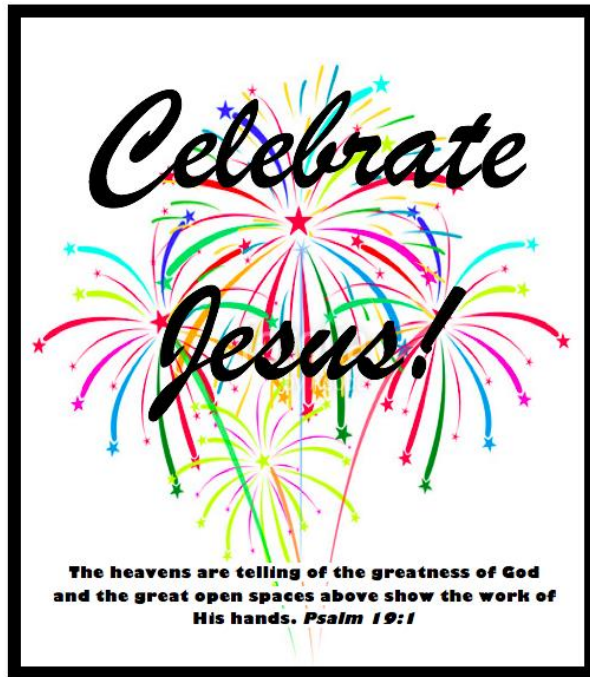
See “passport” for prayer requests!

Flag:




5) Craft

Option 1: Decorate this page with glitter glue and stickers.



Option 2: Become an artist by painting this sky like the pictures we looked.




Option 3: Get creative by designing your own invitation to "Celebrate Jesus"
Remember to include the following details.

Date: EVERY DAY! Time: ALL THE TIME! Place: ANYWHERE!
What to bring: YOURSELF, YOUR FAMILY AND YOUR FRIENDS

Lesson Nine: BE A CITY ON A HILL – Don't hide your light

Main focus for the lesson:

- Live your life for Jesus no matter what others think, always love Him more.
- Having fear to tell others what Jesus means to you is the same as hiding a light a bush
- Trust Jesus to give you power, love and self-discipline to lead others to Him.



1) Memory Verse

- 2 Timothy 1:7

God has not given us a spirit of fear but of power, love and self-discipline

Idea to teach the memory verse

Actions God (point up) has not given us (stamp foot and arm down) a spirit of fear (crouch with scared face) but of power (jump up and land with muscles flexed) love (arm around friend) and self-discipline (step back with hands in front)

2) Hands on

2.1)

Leader 1	<i>Sits at a table and finds it difficult to see what he is doing as it is very dark. Each person enters separately trying to help but puts the light in a ridiculous and ineffective place</i>
Leader 2	Wow, it's super dark in here. How can you see anything? I have this lamp, um where would be a good place to put it... ahh under this bucket will be perfect!
Leader 3	Phew it is so dark in here how can you see what you are doing? Let me light this candle for you ... I'll just put it under this pot plant. That's a great spot!
Leader 4	Are you struggling with the dark in here? I'll go plug this spotlight in downstairs cupboard that will help you.
Leader 5	I'll turn on this lamp for you. Now where should I put it? <i>Prompt the kids to answer...</i> Under the bucket? Under the pot plant? In the downstairs cupboard? How about on this stand so it can light up the whole room!

Conclude: Did you know as crazy as it may seem this is a parable (story with a lesson) that Jesus told in the Bible. You can find it in Matthew 5:14

"You are the light of the world.

A town built on a hill cannot be hidden.

¹⁵ Neither do people light a lamp and put it under a bowl.

Instead they put it on its stand, and it gives light to everyone in the house.

¹⁶ In the same way, let your light shine before others,

that they may see your good deeds and **glorify your Father in heaven.**

We must NOT hide but rather do things everyone can see and here with the purpose that God is glorified. (*Glorify= worship, praise, show how GREAT He is, honour, adore, revere*)

If I know who Jesus is and what He has done must I keep it a secret?

If I understand something in the Bible must I teach it to others or just stay silent?

If I can help someone should I rather wait for someone else to do it?

Keeping quiet and doing nothing is like hiding the light under the pot plant... telling and helping others is what glorifies God.

3) Bible Story: Don't hide your light (David)

I want to tell you something that happened to me... oh it was soooo embarrassing.

We've all got an embarrassing story snuck up our sleeve so share one of yours with the children. If there is time let some of them tell one too.

I'm sure we have all been embarrassed at one time or another. Perhaps we felt a little silly or even ashamed! The reason we feel that way is often because we care what other people think.

There was a man in the Bible who wasn't embarrassed at all what people thought but his wife didn't feel the same. Let's find out why.

The man I'm talking about wasn't just any man. He was a King! In fact it was King David, the very David that had fought Goliath and won. The story can be found in 2 Samuel 5 where David has recently been made King. King David decides he is going to bring the Ark of the Covenant back to Israel.

Now remember the Ark of the Covenant wasn't just a pretty gold box it was Israel's most sacred possession. Inside it were things like the 10 commandments but more importantly the Ark was a symbol of God's presence, a reminder of what He had done, was doing and what He was going to do.

Its return to Israel was definitely something to celebrate and that's what David and his men did as they let out shouts and played trumpets and David worshiped God with all his might! (2 Samuel 6:14-15) Worshipping God with no limits! What a beautiful picture... if you leave out one tiny part of the story.

David was getting his praise on wearing nothing more than a linen ephod, yup you've got it ... his underwear! And just like his wife I would have been embarrassed about him too until I heard his reasoning that is!

2 Samuel 6:21 I will celebrate before the LORD. ²²I will become even more undignified than this, and I will be humiliated in my own eyes.

What a perfect example David was setting. Being caught up in how great God is and worshipping Him no matter what anyone thought! He was definitely not ashamed to praise God!

So I'm not trying to convince you that you all need to run around singing praises to God in your underwear but I do want to teach you an important lesson. And this lesson can be found in the letter that Paul wrote to Timothy telling us one thing we should definitely not be ashamed about!

2 Timothy 1:8 Do not be ashamed to **tell others about our Lord.**

Paul is telling Timothy to keep telling others about Jesus no matter what others think or do. If we truly know who Jesus is and consider what He has done for us there is no space to be ashamed. We will be like David and dance and shout how great He is.

Most times it is fear that stops us from telling others about Jesus, fear of them laughing us, fear of being different or even fear of not being able to answer their questions.

What are some of the reasons you don't tell people about Jesus or what He has done for you?

In Timothy's case people didn't just laugh at them or call them names but they were also trying to put them in jail and even kill them – so it was even harder to tell others. But Paul reminded him

2 Timothy 1:7 God has not given us a spirit of fear but of power, love and self-discipline

This verse is telling us that God has filled us with the Holy Spirit. The Spirit gives us power to do things we never thought we could. The Spirit has given us love and self-discipline so we can put God and others first. With the Spirit there is no room for fear.

Put up your hand if you know the story of how Jesus was born? So who can tell me what does the book of Matthew 2 say the wise men followed to find Jesus? A star!

Stars might seem tiny and far away but the same way your mom or dad might use Google Maps, many people have used the stars to guide them. Just like the stars, we don't always know who is watching us and using our light to guide them on their way.

How many stars did the wise men follow? Just one star! Are you sure! That should make you feel super excited. You don't have to be afraid at all! Even though you are just one person you can lead people to Jesus. All we have to do is stay close to Jesus and trust Him for the results!

So the question is... If your light is your love for Jesus and the things you know about Him where are you putting it? Can everyone see your love for Him in the way you live? Do people learn more about Jesus because of the things you are saying? Is your love for Jesus like a bright shining star in the sky leading people to Him? Or are you are you ashamed and trying to hide it?

4) Site in the spotlight

Country Name: United Arab Emirates
Capital City: Abu Dhabi
Church Name: Cornerstone Abu Dhabi
Currency: United Arab Emirates Dirham
Population: 9,4 million
National Animal: Arabian Horse
National flower: Tribulus Omanense

Flag:



Interesting facts: Rub al Khali or Empty Quarter desert, is the world's largest sand desert and part of it is found in Abu Dhabi. Visitors like to ride sand boards on these dunes. Abu Dhabi also has a famous car racing track (Yas Marina) that drives through a hotel.

See “passport” for prayer requests!

Country Name: South Africa
Capital City: Pretoria
Currency: Rand
Population: 56 720 000
National Animal: Springbok
National flower: Protea


Flag:



SOMEONE NEEDS TO SHINE THEIR LIGHT IN SOUTH AFRICA! WILL YOU?

5) Craft

Option 1: Stars




Let the children cut and decorate stars with things they know and love about Jesus that they can display on their windows in the car or at home or anywhere people can see.

Option 2: Colour page

FOR GOD
has not GIVEN
US THE SPIRIT OF
FEAR, but of
POWER
AND OF
love
AND OF A
SOUND MIND
2 TIMOTHY 1:7

Option 3:



Using a toothpick the children poke holes along the outlines of the cross and the word "JESUS" so that when a light is shone behind it, it makes that picture glow. Best done on a black paper so print the template and place it on top of a black sheet.



Option 4: Necklace or suitcase charms to remind them to be these guiding stars when they are at school.

